

Introduction to the California Voting Rights Act and Districting

February 21, 2017

Douglas Johnson, President
National Demographics Corporation (NDC)

The California Voting Rights Act

2

- Elections Code section 14027. An at-large method of election may not be imposed or applied in a manner that impairs the ability of a protected class to elect candidates of its choice or its ability to influence the outcome of an election, as a result of the dilution or the abridgment of the rights of voters who are members of a protected class . . .

- Elections Code section 14028(a). A violation of Section 14027 is established if it is shown that racially polarized voting occurs in elections . . .

Impact of CVRA

3

❑ Expensive Cases:

- ❑ Palmdale: \$4.7 million
- ❑ Modesto: \$3 million
- ❑ Anaheim: \$1.1 million
- ❑ Santa Clarita: \$600,000
- ❑ Santa Barbara: \$599,000
- ❑ Tulare Regional Medical District: \$500,000
- ❑ Escondido: \$385,000
- ❑ Madera Unified: about \$170,000
- ❑ City of Compton: six-figure settlement

❑ Massive change in California elections:

- ❑ At least 137 School Districts
- ❑ The only County not using by-district elections was forced to change
- ❑ 47 Cities
- ❑ 27 Community College Districts
- ❑ 8 Water and other Special Districts



1. **Pass a Resolution of Intent to Change Election Methodology**
2. **Adopt Districting Criteria**
3. **Kickoff Round of Pre-Approval Hearings to Gather Public Input Regarding Composition of Trustee Areas**
 - ▣ At least 2 hearings must be held over a period of no more than 30 days.
4. **Public & Consultant Draft Plans**
5. **Public Hearings on Draft Plans**
 - ▣ At least 2 public hearings must be held over a period of no more than 45 days to gather public input regarding the draft plans.
 - ▣ Initial versions of draft plans must be released at least 7 days prior to the public hearing at which they will be considered. Plans must indicate the proposed sequence of election for each trustee area.

6. **Board Consideration and Adoption of a Plan**
7. **Obtain Approval from L.A. County Committee**
 - ▣ This process includes an in-District meeting and a subsequent hearing at LACOE
8. **Election or Obtain a Waiver of the Election Requirement from the State Board of Education**
 - ▣ A general waiver request should be submitted at least 2 months in advance of the SBE meeting for which it will be agendized.
9. **Implementation of New Election Methodology with the L.A. County Registrar**
10. **Transition Elections**
 - ▣ The order of election and formal notice of election are due 120 days prior to the date of the election (July 10 if moving for the Nov. 7 election) (Ed. Code § 5324)

Demographics Summary

Latinos are 56 percent of total population, 53 percent of eligible voters (Citizen Voting Age Population, or CVAP).

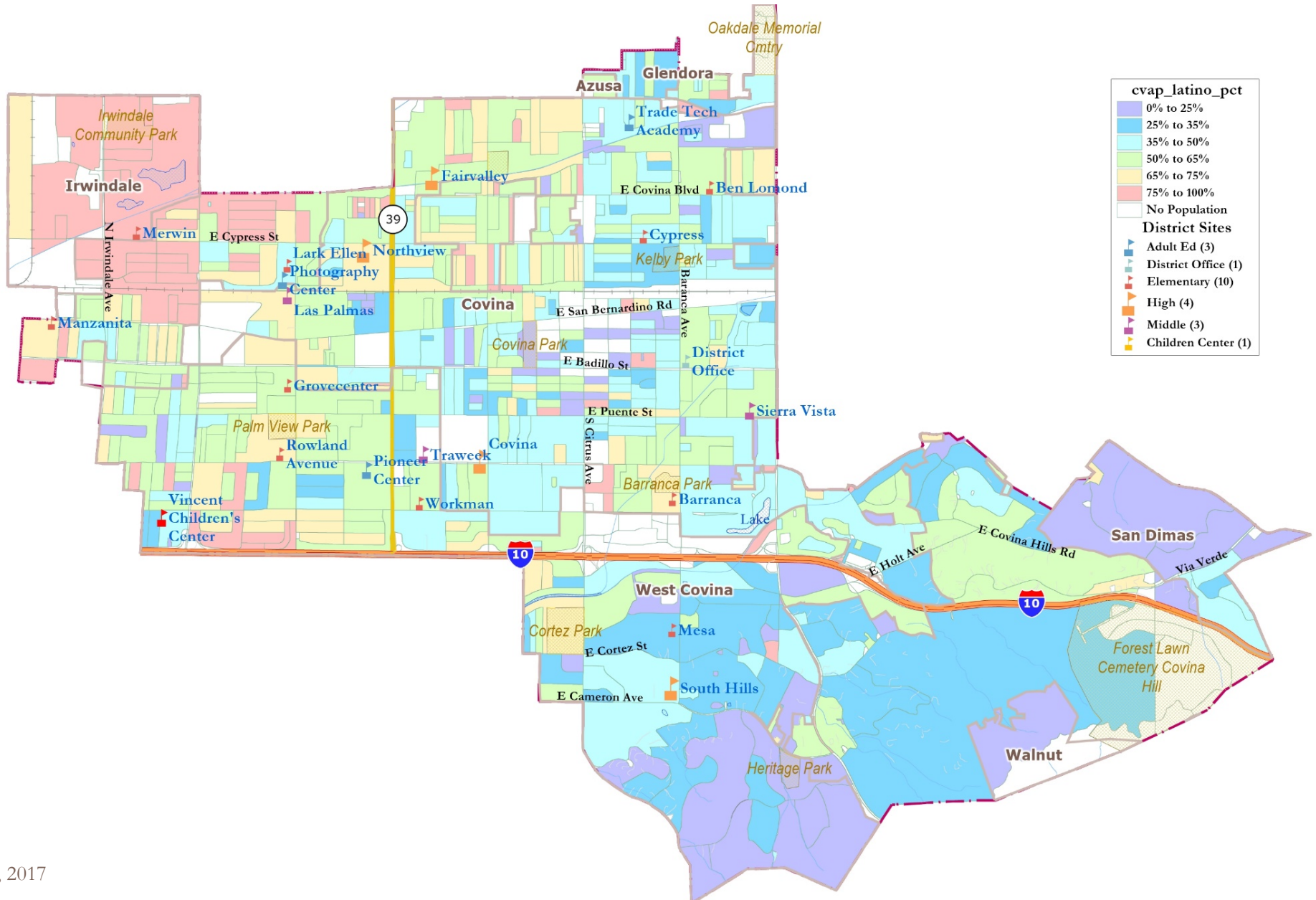
Asian-Americans are 14 percent of total population and 14 percent of eligible voters.

Sources: 2010 Census, California Statewide Database, and the 2010-2014 American Community Survey.

February 21, 2017

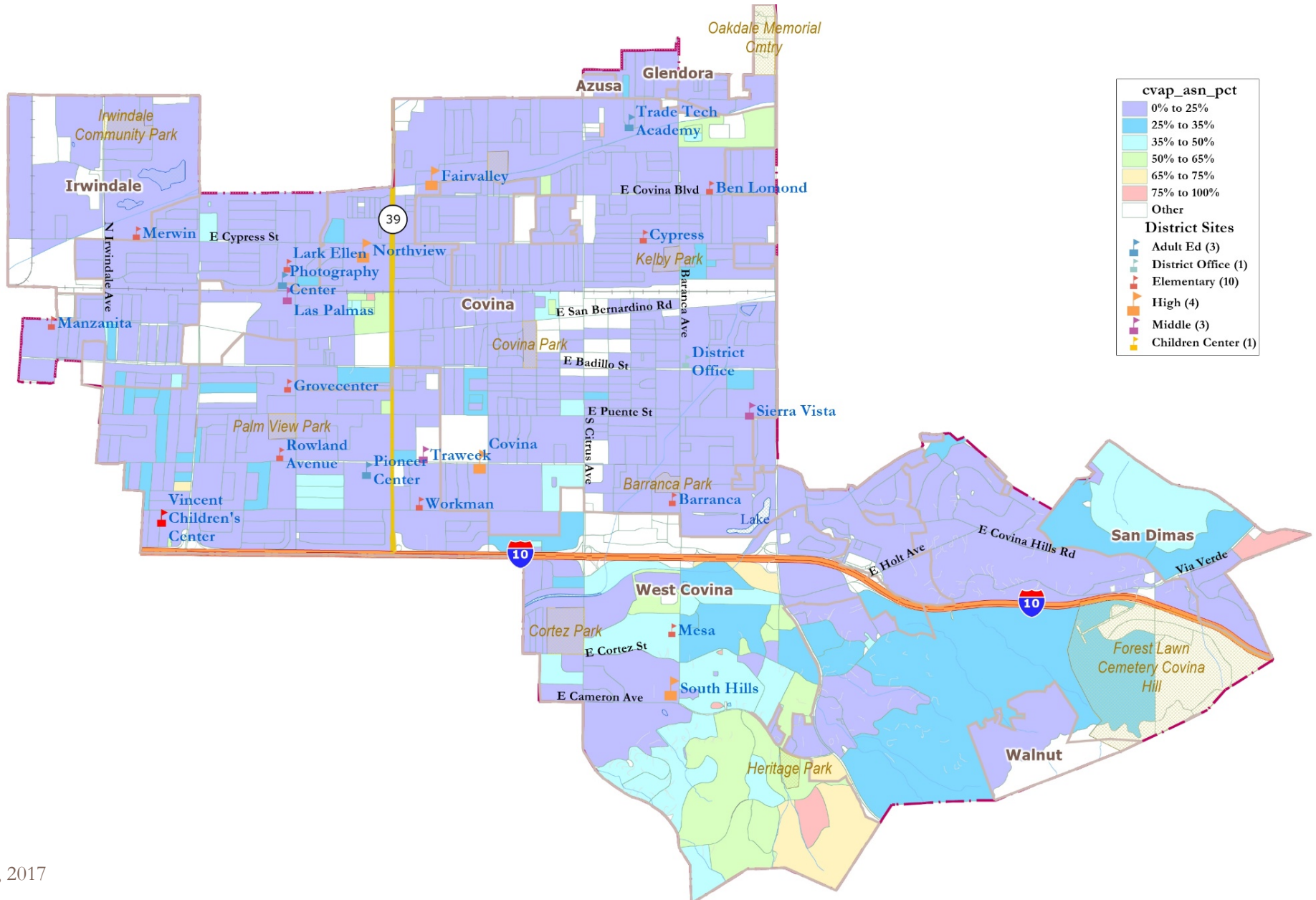
Race/Ethnic Profile	Count	Percent	ACS Profile	Count	Percent
Total Population	77,281		ACS Total Population	79,174	2%
Latino	43,634	56%	Age 0 - 19	21,965	28%
NH White	19,141	25%	Age 20 - 60	43,096	54%
NH Black/ African-American	2,900	4%	Age 60+	14,114	18%
NH Native American	348	0%	Age 65+	9,807	12%
NH Asian-American	10,595	14%	Immigrant	20,720	26%
NH Pacific Islander	135	0%	Naturalized	12,879	62%
NH Other	198	0%	Age 5+	74,000	
NH Multi-Race	330	0%	Speaks English at home	38,806	52%
Voting Age Population total	57,662		Speaks Spanish at home	25,837	35%
VAP Latino	29,672	51%	Speaks an Asian language at home	7,870	11%
VAP NH White	16,587	29%	Speaks other language at home	1,486	2%
VAP NH Black/ African-American	2,208	4%	Speaks English only "well" or less	11,958	16%
VAP NH Native American	286	0%	Age 25+	50,670	
VAP NH Asian-American	8,460	15%	Age 25+, no HS degree	8,645	17%
VAP NH Pacific Islander	100	0%	Age 25+, HS degree (only)	30,325	60%
VAP NH Other	137	0%	Age 25+, bachelor degree (only)	8,253	16%
VAP NH Multi-Race	212	0%	Age 25+, graduate degree (only)	3,447	7%
Citizen VAP total	52,032		Households	23,862	
CVAP Latino	27,599	53%	Child under 18 in Household	8,406	35%
CVAP NH White	14,428	28%	Income \$0-25k	4,170	17%
CVAP NH African-American	2,298	4%	Income \$25-50k	5,364	22%
CVAP NH Asian & Pacific Islander	7,283	14%	Income \$50-75k	3,998	17%
CVAP Other (incl. Nat. Amer. & Pac. Isl)	424	1%	Income \$75-200k	9,285	39%
Voter Registration (Nov. 2014)	40,723		Income \$200k+	1,046	4%
Latino Reg	20,658	51%	Housing units	24,922	
Asian-Surnamed Reg.	2,876	7%	Single-Family	18,518	74%
Filipino-Surnamed Reg.	759	2%	Multi-Family	6,404	26%
Est. NH White Reg.	14,327	35%	Vacant	1,060	4%
Est. African-Amer. Reg	1,600	4%	Occupied	23,862	96%
Democratic Reg.	17,766	44%	Rented	8,898	37%
Republican Reg.	11,772	29%	Owned	14,964	63%
Other/No Party Reg.	11,185	27%			
Voters Casting Ballots (Nov. 2014)	11,098	27%	Voters Casting Ballots (Nov. 2012)	24,791	64%
Latino voters	4,429	40%	Latino voters	11,824	48%
Asian-Surnamed voters	643	6%	Asian-Surnamed voters	1,479	6%
Filipino-Surnamed voters	142	1%	Filipino-Surnamed voters	407	2%
Est. NH White voters	5,200	47%	Est. NH White voters	9,699	39%
Est. African-Amer. Reg	506	5%	Est. African-Amer. Reg	1,033	4%
Democratic voters	4,956	45%			
Republican voters	4,260	38%			
Other/No Party voters	1,882	17%			

Latino Percentage of CVAP

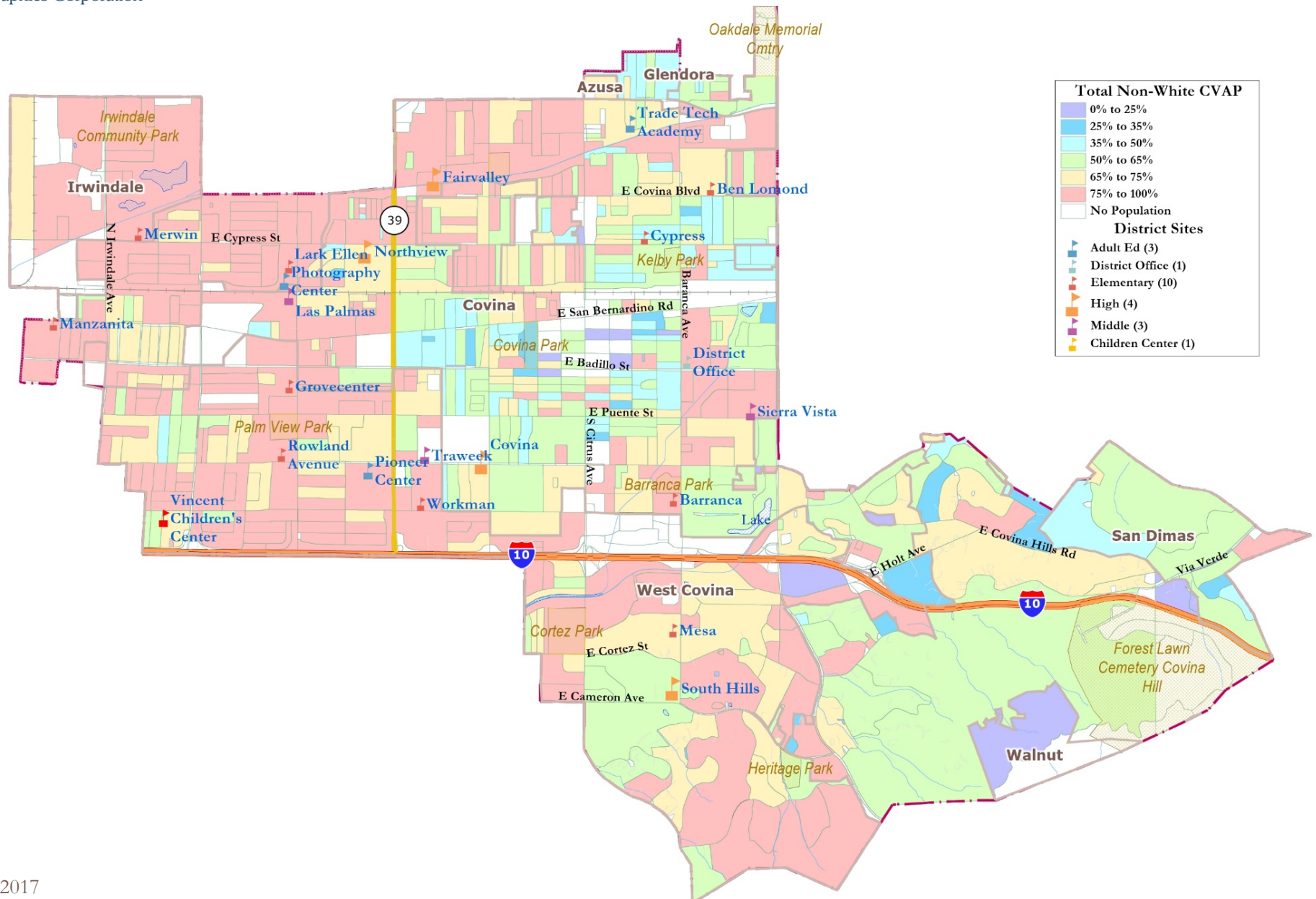


Asian-American CVAP

8



Total Non-White CVAP



Decide on Criteria

10

Federal Laws

- ☐ Equal Population
- ☐ Federal Voting Rights Act

Traditional Criteria

- ☐ Communities of interest
- ☐ Compact
- ☐ Contiguous
- ☐ Visible (Natural & man-made) boundaries
- ☐ Continuity in office (avoid pairing)
- ☐ Planned future growth



February 21, 2017

Defining Communities of Interest

11

General definition: A Community of Interest is a neighborhood or community that has shared interests, views, or characteristics.

Possible community feature/boundary definitions include:

- ❑ School attendance areas
- ❑ City borders
- ❑ Natural neighborhood dividing lines, such as highway or major roads, rivers, canals, and/or hills
- ❑ Areas around parks and other neighborhood landmarks
- ❑ Common issues, neighborhood activities, or legislative/election concerns
- ❑ Shared demographic characteristics
 - ▣ Such as similar levels of income, education, or linguistic isolation
 - ▣ Ancestry (Not race or ethnicity)



12

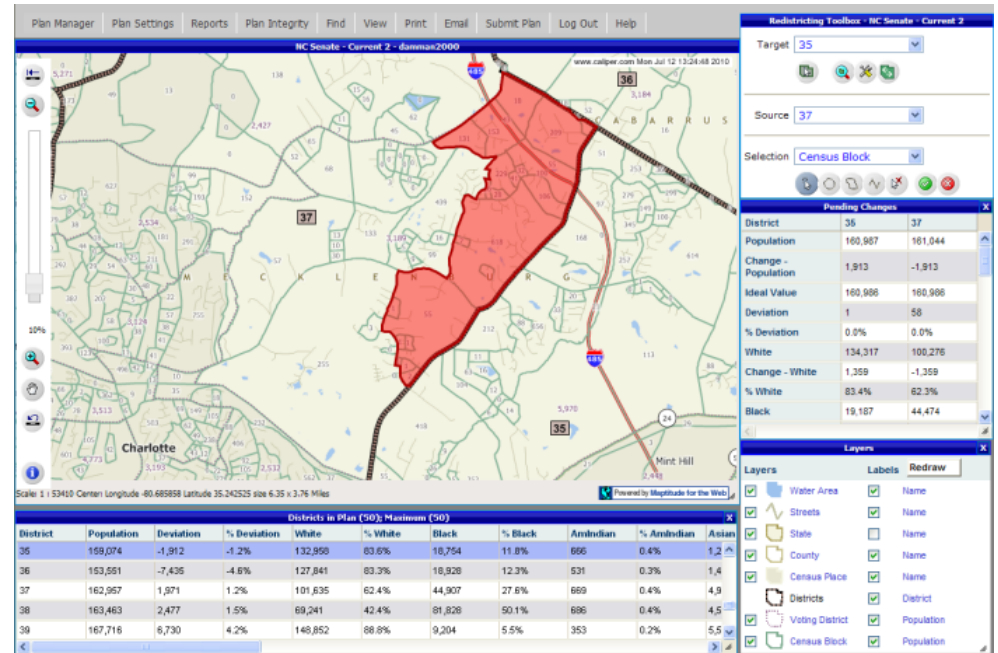
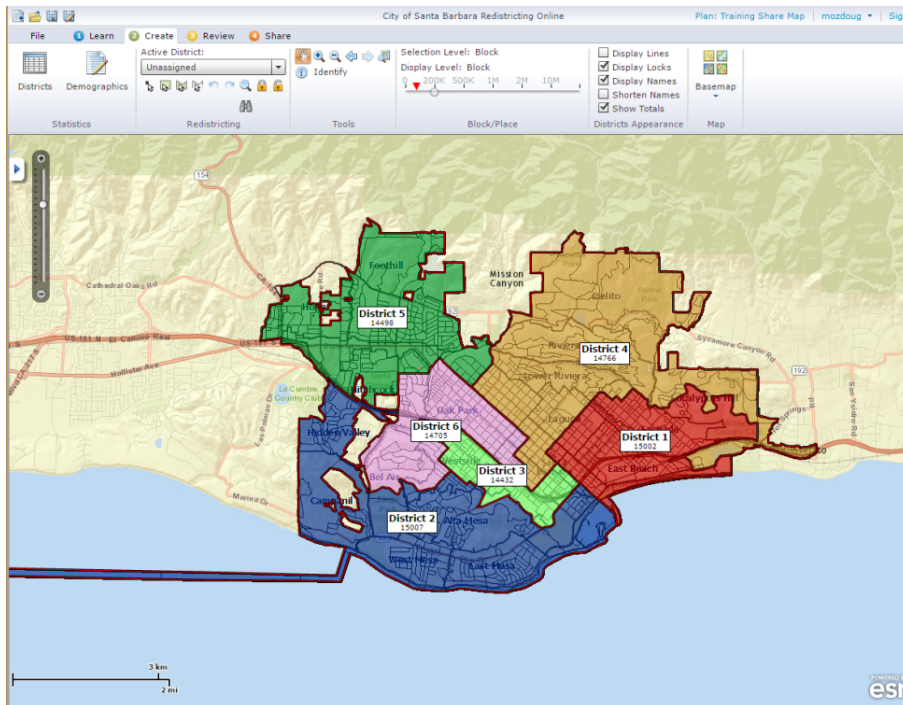
Drawing Trustee Election Areas

February 21, 2017

Decide on Tools

13

- Is there the interest, budget and time for:
 - ▣ Online system?
 - ▣ Paper participation kit?
 - ▣ Public forums to distribute, explain, and assist?
 - ▣ Line-drawing sessions with demographer?



NDC's “3 E’s” of Public Outreach

14

- **Engage**
 - ▣ Let people know the process is occurring
- **Educate**
 - ▣ Teach people about the rules and tools
- **Empower**
 - ▣ Encourage residents to comment and to draw their own maps



Vote & Implementation

15

- Majority vote of the Board adopts a plan
- Assign seats to election years
- A separate Board vote to place the measure on the ballot, or to request a waiver of the election. It is recommended that the District request a waiver from the State Board of education.
- When a waiver is granted by the State Board of Education, the demographer will work with the L.A. County Registrar to implement the by-district map



- Trustee areas hold elections as at-large Board member terms expire
- Incumbents may move residences or shift terms
- Revisit boundaries after every decennial Census
 - ▣ Data released before April 1 of years ending in “1”

