

**RESOLUTION** NO. 17-12

**RESOLUTION OF THE BOARD OF TRUSTEES  
OF THE PASO ROBLES JOINT UNIFIED SCHOOL DISTRICT  
DECLARING THE RESULTS OF, AND CERTIFYING ALL PROCEEDINGS IN,  
THE NOVEMBER 8, 2016 GENERAL OBLIGATION BOND ELECTION**

WHEREAS, the Board of Trustees ("Board") of the Paso Robles Joint Unified School District ("District") adopted a resolution ordering a school bond election and authorizing necessary actions in connection therewith on August 2, 2016 ("Bond Resolution"), and an election to authorize the issuance of general obligation bonds was thereafter called and held on November 8, 2016 ("Bond Election"); and

WHEREAS, the Bond Resolution was duly delivered to the San Luis Obispo County Clerk-Recorder; and

WHEREAS, notice of the Bond Election was duly given; and

WHEREAS, the Bond Election was duly held and conducted for the purpose of voting on a measure for the issuance of bonds of the District in the amount of \$95,000,000 ("Bond Measure"); and

WHEREAS, the Board has received from San Luis Obispo County Clerk-Recorder the Canvass and Certificate of Results of the Bond Election ("Certificate of Election"); and

WHEREAS, it appears from the Certificate of Election, a copy of which is attached hereto as Exhibit "A", that fifty-five percent (55%) or more of the votes cast on the Bond Measure were in favor of issuing the aforementioned bonds.

**NOW, THEREFORE,** THE BOARD OF TRUSTEES OF THE PASO ROBLES JOINT UNIFIED SCHOOL DISTRICT DOES HEREBY FIND, DETERMINE AND CERTIFY AS FOLLOWS:

Section 1. That entry be made upon the minutes of this meeting that the Bond Measure has been approved by fifty-five (55%) or more of the votes cast at the Bond Election.

Section 2. That all proceedings of the District in connection with the Bond Election have been accomplished according to law.

Section 3. That the Secretary of the Board is hereby requested to deliver, or arrange for delivery of, a copy of this Resolution, with Exhibit "A," to the County Superintendent of Schools and to the Clerk of the Board of Supervisors of San Luis Obispo County.

Section 4. That the Superintendent is hereby authorized for and in the name of this Board to execute the Certificate of Proceedings, a copy of which is attached hereto as Exhibit "B", and is hereby requested to deliver, or arrange for delivery of, said Certificate of Proceedings to the County Superintendent of Schools and to the Clerk of the Board of Supervisors of San Luis Obispo County.

Section 5. That the Superintendent is hereby authorized for and in the name of this Board to prepare the report concerning the election that is required by Section 15111 of the California Education Code, a copy of which is attached hereto as Exhibit "C", and to deliver, or arrange for delivery of, said report to the County Superintendent of Schools.

**PASSED and ADOPTED** by the following vote of the members of the Board of Trustees of the Paso Robles Joint Unified School District, San Luis Obispo County, California, this 17th day of January 2017.

AYES:  
NAYS:  
ABSTAIN:  
ABSENT:

**BOARD OF TRUSTEES OF THE  
PASO ROBLES JOINT UNIFIED SCHOOL DISTRICT**

\_\_\_\_\_  
President of the Board of Trustees

ATTEST:

\_\_\_\_\_  
Secretary of the Board of Trustees

**EXHIBIT A**

**CERTIFICATE OF THE SAN LUIS OBISPO COUNTY CLERK-RECORDER  
RESULTS OF CANVASS OF ALL VOTES CAST**

**CERTIFICATE OF THE COUNTY CLERK  
RESULTS OF CANVASS OF ALL VOTES CAST  
PASO ROBLES JOINT UNIFIED SCHOOL DISTRICT  
FACILITIES IMPROVEMENT DISTRICT NO. 1  
MEASURE M-16  
CONSOLIDATED GENERAL ELECTION  
NOVEMBER 8, 2016**

I, **TOMMY GONG**, County Clerk-Recorder of the County of San Luis Obispo, do hereby certify that pursuant to law I did canvass the returns of the votes cast at the above referenced election in the Paso Robles Joint Unified School District Facilities Improvement District No. 1 on November 8, 2016, and that the Statement of Votes Cast, to which this certificate is attached, shows the number of votes cast in said district for and against said measure, and that the totals shown for and against said measure in said district, and in each of the respective precincts therein, are full, true and correct.

**MEASURE M-16:**

To repair, acquire, upgrade, equip and construct school classrooms and facilities including science, technology, engineering, arts, and math classrooms; expand career technical education; replace aging portables, fix leaky roofs, repair deteriorating plumbing/ electrical wiring; and improve building earthquake safety, shall the School Facilities Improvement District No.1 of Paso Robles Joint Unified School District be authorized to issue \$95,000,000 of bonds with legal interest rates, independent citizens' oversight, annual audits, all funds spent on local schools and not for administrator salaries or taken by the State?

**WITNESS**, my hand and Official Seal, this 5th day of December, 2016

  
**TOMMY GONG, County Clerk-Recorder**





Statement of Votes Cast  
 2016 CONSOLIDATED GENERAL ELECTION  
 SOVC For PASO ROBLES JT UNIFIED SCHOOL DIST, All Counters, SCHOOLS  
 FINAL OFFICIAL ELECTION RESULTS

Date:12/05/16  
 Time:16:35:59  
 Page:1 of 36

	TURN OUT		
	Reg. Voters	Ballots Cast	% Turnout
Jurisdiction Wide			
CON 101-01			
Polling	1730	439	25.38%
VBM	1730	906	52.37%
Total	1730	1345	77.75%
CON 102-02			
Polling	1951	426	21.83%
VBM	1951	1261	64.63%
Total	1951	1687	86.47%
CON 103-03			
Polling	1384	335	24.21%
VBM	1384	796	57.51%
Total	1384	1131	81.72%
CON 104-04			
Polling	832	220	26.44%
VBM	832	526	63.22%
Total	832	746	89.66%
CON 105-05			
Polling	670	173	25.82%
VBM	670	409	61.04%
Total	670	582	86.87%
CON 106-06			
Polling	1440	338	23.47%
VBM	1440	925	64.24%
Total	1440	1263	87.71%
CON 108-04			
Polling	1637	311	19.00%
VBM	1637	992	60.60%
Total	1637	1303	79.60%
CON 109-05			
Polling	1620	454	28.02%
VBM	1620	825	50.93%
Total	1620	1279	78.95%
CON 110-05			
Polling	883	280	31.71%
VBM	883	423	47.90%
Total	883	703	79.61%
CON 111-08			
Polling	1008	220	21.83%
VBM	1008	645	63.99%
Total	1008	865	85.81%
CON 112-08			

Statement of Votes Cast  
2016 CONSOLIDATED GENERAL ELECTION  
SOVC For PASO ROBLES JT UNIFIED SCHOOL DIST, All Counters, SCHOOLS  
FINAL OFFICIAL ELECTION RESULTS

Date:12/05/16  
Time:16:35:59  
Page:2 of 36

	TURN OUT		
	Reg. Voters	Ballots Cast	% Turnout
Polling	1621	408	25.17%
VBM	1621	939	57.93%
Total	1621	1347	83.10%
CON 113-09			
Polling	883	230	26.05%
VBM	883	490	55.49%
Total	883	720	81.54%
CON 114-10			
Polling	973	277	28.47%
VBM	973	493	50.67%
Total	973	770	79.14%
CON 115-06			
Polling	1771	387	21.85%
VBM	1771	1086	61.32%
Total	1771	1473	83.17%
CON 116-11			
Polling	1822	442	24.26%
VBM	1822	1069	58.67%
Total	1822	1511	82.93%
CON 117-06			
Polling	791	199	25.16%
VBM	791	420	53.10%
Total	791	619	78.26%
CON 118-11			
Polling	934	257	27.52%
VBM	934	422	45.18%
Total	934	679	72.70%
CON 119-12			
Polling	1304	312	23.93%
VBM	1304	799	61.27%
Total	1304	1111	85.20%
CON 120-12			
Polling	1024	257	25.10%
VBM	1024	621	60.64%
Total	1024	878	85.74%
CON 519-03			
Polling	1254	256	20.41%
VBM	1254	820	65.39%
Total	1254	1076	85.81%
CON 520-06			
Polling	682	102	14.96%
VBM	682	486	71.26%

Statement of Votes Cast  
2016 CONSOLIDATED GENERAL ELECTION  
SOVC For PASO ROBLES JT UNIFIED SCHOOL DIST, All Counters, SCHOOLS  
FINAL OFFICIAL ELECTION RESULTS

Date:12/05/16  
Time:16:35:59  
Page:3 of 36

	TURN OUT		
	Reg. Voters	Ballots Cast	% Turnout
Total	682	588	86.22%
MB10			
Polling	379	0	0.00%
VBM	379	293	77.31%
Total	379	293	77.31%
Total			
Polling	26593	6323	23.78%
VBM	26593	15646	58.84%
Total	26593	21969	82.61%
CONGRESSIONAL			
24TH CONGRESSIONAL DISTRICT			
Polling	26593	6323	23.78%
VBM	26593	15646	58.84%
Total	26593	21969	82.61%
Total			
Polling	26593	6323	23.78%
VBM	26593	15646	58.84%
Total	26593	21969	82.61%
SENATE			
17TH SENATORIAL DISTRICT			
Polling	26593	6323	23.78%
VBM	26593	15646	58.84%
Total	26593	21969	82.61%
Total			
Polling	26593	6323	23.78%
VBM	26593	15646	58.84%
Total	26593	21969	82.61%
ASSEMBLY			
35TH ASSEMBLY DISTRICT			
Polling	26593	6323	23.78%
VBM	26593	15646	58.84%
Total	26593	21969	82.61%
Total			
Polling	26593	6323	23.78%
VBM	26593	15646	58.84%
Total	26593	21969	82.61%
BOARD OF EQUALIZATION			
STATE BOARD OF EQUAL DIST 2			

Statement of Votes Cast  
 2016 CONSOLIDATED GENERAL ELECTION  
 SOVC For PASO ROBLES JT UNIFIED SCHOOL DIST, All Counters, SCHOOLS  
 FINAL OFFICIAL ELECTION RESULTS

Date:12/05/16  
 Time:16:35:59  
 Page:4 of 36

	TURN OUT		
	Reg. Voters	Ballots Cast	% Turnout
Polling	26593	6323	23.78%
VBM	26593	15646	58.84%
Total	26593	21969	82.61%
Total			
Polling	26593	6323	23.78%
VBM	26593	15646	58.84%
Total	26593	21969	82.61%
SUPERVISOR/COMMISSIONER			
1ST SUPERVISORIAL DISTRICT			
Polling	24657	5965	24.19%
VBM	24657	14340	58.16%
Total	24657	20305	82.35%
5TH SUPERVISORIAL DISTRICT			
Polling	1936	358	18.49%
VBM	1936	1306	67.46%
Total	1936	1664	85.95%
Total			
Polling	26593	6323	23.78%
VBM	26593	15646	58.84%
Total	26593	21969	82.61%
CITIES			
CITY OF EL PASO DE ROBLES			
Polling	16271	4034	24.79%
VBM	16271	9224	56.69%
Total	16271	13258	81.48%
UNINCORPORATED AREAS			
Polling	10322	2289	22.18%
VBM	10322	6422	62.22%
Total	10322	8711	84.39%
Total			
Polling	26593	6323	23.78%
VBM	26593	15646	58.84%
Total	26593	21969	82.61%

<p>Statement of Votes Cast</p> <p>2016 CONSOLIDATED GENERAL ELECTION</p> <p>SOVC For PASO ROBLES JT UNIFIED SCHOOL DIST, All Counters, SCHOOLS</p> <p>FINAL OFFICIAL ELECTION RESULTS</p>		<p>Date:12/05/16</p> <p>Time:16:35:59</p> <p>Page:5 of 36</p>
-------------------------------------------------------------------------------------------------------------------------------------------------------------------------------------------	--	---------------------------------------------------------------

Page:5 of 36

Reg. Voters	Vote For	Ballots Cast	Total Votes	Times Blank Voted	Times Over	Number Of	GEORGE E. GALVAN	MARY STROBRIDGE	Write-In Votes
-------------	----------	--------------	-------------	-------------------	------------	-----------	------------------	-----------------	----------------

[illegible]

Statement of Votes Cast  
2016 CONSOLIDATED GENERAL ELECTION  
SOVC For PASO ROBLES JT UNIFIED SCHOOL DIST, All Counters, SCHOOLS  
FINAL OFFICIAL ELECTION RESULTS

Date:12/05/16  
Time:16:35:59  
Page:6 of 36

	CUESTA COMMUNITY COLLEGE BOARD MEMBER, TA 5											
	Reg. Voters	Vote For	Ballots Cast	Total Votes	Times Blank Voted	Times Over Voted	Number Of Under Votes	GEORGE E. GALVAN	MARY STROBRIDGE	Write-In Votes		
Polling	-	-	-	-	-	-	-	-	-	-	-	
VBM	-	-	-	-	-	-	-	-	-	-	-	
Total	-	-	-	-	-	-	-	-	-	-	-	
CON 113-09												
Polling	-	-	-	-	-	-	-	-	-	-	-	
VBM	-	-	-	-	-	-	-	-	-	-	-	
Total	-	-	-	-	-	-	-	-	-	-	-	
CON 114-10												
Polling	-	-	-	-	-	-	-	-	-	-	-	
VBM	-	-	-	-	-	-	-	-	-	-	-	
Total	-	-	-	-	-	-	-	-	-	-	-	
CON 115-06												
Polling	-	-	-	-	-	-	-	-	-	-	-	
VBM	-	-	-	-	-	-	-	-	-	-	-	
Total	-	-	-	-	-	-	-	-	-	-	-	
CON 116-11												
Polling	-	-	-	-	-	-	-	-	-	-	-	
VBM	-	-	-	-	-	-	-	-	-	-	-	
Total	-	-	-	-	-	-	-	-	-	-	-	
CON 117-06												
Polling	-	-	-	-	-	-	-	-	-	-	-	
VBM	-	-	-	-	-	-	-	-	-	-	-	
Total	-	-	-	-	-	-	-	-	-	-	-	
CON 118-11												
Polling	-	-	-	-	-	-	-	-	-	-	-	
VBM	-	-	-	-	-	-	-	-	-	-	-	
Total	-	-	-	-	-	-	-	-	-	-	-	
CON 119-12												
Polling	-	-	-	-	-	-	-	-	-	-	-	
VBM	-	-	-	-	-	-	-	-	-	-	-	
Total	-	-	-	-	-	-	-	-	-	-	-	
CON 120-12												
Polling	-	-	-	-	-	-	-	-	-	-	-	
VBM	-	-	-	-	-	-	-	-	-	-	-	
Total	-	-	-	-	-	-	-	-	-	-	-	
CON 519-03												
Polling	1254	1	256	201	55	0	0	109 54.23%	92 45.77%	0	0.00%	
VBM	1254	1	820	626	194	0	0	326 52.08%	298 47.60%	2	0.32%	
Total	1254	2	1076	827	249	0	0	435 52.60%	390 47.16%	2	0.24%	
CON 520-06												
Polling	682	1	102	82	20	0	0	45 54.88%	37 45.12%	0	0.00%	
VBM	682	1	486	359	127	0	0	181 50.42%	176 49.03%	2	0.56%	

Date:12/05/16  
Time:16:35:59  
Page:7 of 36

CUESTA COMMUNITY COLLEGE BOARD MEMBER, TA 5														
	Reg. Voters	Vote For	Ballots Cast	Total Votes	Times Blank Voted	Times Over Voted	Number Of Under Votes	GEORGE E. GALVAN		MARY STROBRIDGE		Write-In Votes		
Total	682	2	588	441	147	0	0	226	51.25%	213	48.30%	2	0.45%	
MB10														
Polling	-	-	-	-	-	-	-	-	-	-	-	-	-	
VBM	-	-	-	-	-	-	-	-	-	-	-	-	-	
Total	-	-	-	-	-	-	-	-	-	-	-	-	-	
Total	1936	2	358	283	75	0	0	154	54.42%	129	45.58%	0	0.00%	
Polling	1936	2	358	283	75	0	0	154	54.42%	129	45.58%	0	0.00%	
VBM	1936	2	1306	985	321	0	0	507	51.47%	474	48.12%	4	0.41%	
Total	1936	4	1664	1268	396	0	0	661	52.13%	603	47.56%	4	0.32%	
CONGRESSIONAL														
24TH CONGRESSIONAL DISTRICT														
Polling	1936	2	358	283	75	0	0	154	54.42%	129	45.58%	0	0.00%	
VBM	1936	2	1306	985	321	0	0	507	51.47%	474	48.12%	4	0.41%	
Total	1936	4	1664	1268	396	0	0	661	52.13%	603	47.56%	4	0.32%	
Total	1936	2	358	283	75	0	0	154	54.42%	129	45.58%	0	0.00%	
Polling	1936	2	358	283	75	0	0	154	54.42%	129	45.58%	0	0.00%	
VBM	1936	2	1306	985	321	0	0	507	51.47%	474	48.12%	4	0.41%	
Total	1936	4	1664	1268	396	0	0	661	52.13%	603	47.56%	4	0.32%	
SENATE														
17TH SENATORIAL DISTRICT														
Polling	1936	2	358	283	75	0	0	154	54.42%	129	45.58%	0	0.00%	
VBM	1936	2	1306	985	321	0	0	507	51.47%	474	48.12%	4	0.41%	
Total	1936	4	1664	1268	396	0	0	661	52.13%	603	47.56%	4	0.32%	
Total	1936	2	358	283	75	0	0	154	54.42%	129	45.58%	0	0.00%	
Polling	1936	2	358	283	75	0	0	154	54.42%	129	45.58%	0	0.00%	
VBM	1936	2	1306	985	321	0	0	507	51.47%	474	48.12%	4	0.41%	
Total	1936	4	1664	1268	396	0	0	661	52.13%	603	47.56%	4	0.32%	
ASSEMBLY														
35TH ASSEMBLY DISTRICT														
Polling	1936	2	358	283	75	0	0	154	54.42%	129	45.58%	0	0.00%	
VBM	1936	2	1306	985	321	0	0	507	51.47%	474	48.12%	4	0.41%	
Total	1936	4	1664	1268	396	0	0	661	52.13%	603	47.56%	4	0.32%	
Total	1936	2	358	283	75	0	0	154	54.42%	129	45.58%	0	0.00%	
Polling	1936	2	358	283	75	0	0	154	54.42%	129	45.58%	0	0.00%	
VBM	1936	2	1306	985	321	0	0	507	51.47%	474	48.12%	4	0.41%	
Total	1936	4	1664	1268	396	0	0	661	52.13%	603	47.56%	4	0.32%	
BOARD OF EQUALIZATION														
STATE BOARD OF EQUAL DIST 2														

Statement of Votes Cast  
2016 CONSOLIDATED GENERAL ELECTION  
SOVC For PASO ROBLES JT UNIFIED SCHOOL DIST, All Counters, SCHOOLS  
FINAL OFFICIAL ELECTION RESULTS

Date:12/05/16  
Time:16:35:59  
Page:8 of 36

CUESTA COMMUNITY COLLEGE BOARD MEMBER, TA 5													
	Reg. Voters	Vote For	Ballots Cast	Total Votes	Times Blank Voted	Times Over Voted	Number Of Under Votes	GEORGE E. GALVAN		MARY STROBRIDGE		Write-In Votes	
Polling	1936	2	358	283	75	0	0	154	54.42%	129	45.58%	0	0.00%
VBM	1936	2	1306	985	321	0	0	507	51.47%	474	48.12%	4	0.41%
Total	1936	4	1664	1268	396	0	0	661	52.13%	603	47.56%	4	0.32%
Total													
Polling	1936	2	358	283	75	0	0	154	54.42%	129	45.58%	0	0.00%
VBM	1936	2	1306	985	321	0	0	507	51.47%	474	48.12%	4	0.41%
Total	1936	4	1664	1268	396	0	0	661	52.13%	603	47.56%	4	0.32%
SUPERVISOR/COMMISSIONER													
1ST SUPERVISORIAL DISTRICT													
Polling	0	0	0	0	0	0	0	0	-	0	-	0	-
VBM	0	0	0	0	0	0	0	0	-	0	-	0	-
Total	0	0	0	0	0	0	0	0	-	0	-	0	-
5TH SUPERVISORIAL DISTRICT													
Polling	1936	2	358	283	75	0	0	154	54.42%	129	45.58%	0	0.00%
VBM	1936	2	1306	985	321	0	0	507	51.47%	474	48.12%	4	0.41%
Total	1936	4	1664	1268	396	0	0	661	52.13%	603	47.56%	4	0.32%
Total													
Polling	1936	2	358	283	75	0	0	154	54.42%	129	45.58%	0	0.00%
VBM	1936	2	1306	985	321	0	0	507	51.47%	474	48.12%	4	0.41%
Total	1936	4	1664	1268	396	0	0	661	52.13%	603	47.56%	4	0.32%
CITIES													
CITY OF EL PASO DE ROBLES													
Polling	0	0	0	0	0	0	0	0	-	0	-	0	-
VBM	0	0	0	0	0	0	0	0	-	0	-	0	-
Total	0	0	0	0	0	0	0	0	-	0	-	0	-
UNINCORPORATED AREAS													
Polling	1936	2	358	283	75	0	0	154	54.42%	129	45.58%	0	0.00%
VBM	1936	2	1306	985	321	0	0	507	51.47%	474	48.12%	4	0.41%
Total	1936	4	1664	1268	396	0	0	661	52.13%	603	47.56%	4	0.32%
Total													
Polling	1936	2	358	283	75	0	0	154	54.42%	129	45.58%	0	0.00%
VBM	1936	2	1306	985	321	0	0	507	51.47%	474	48.12%	4	0.41%
Total	1936	4	1664	1268	396	0	0	661	52.13%	603	47.56%	4	0.32%



Date:12/05/16  
Time:16:35:59  
Page:9 of 36

[illegible]

Statement of Votes Cast  
2016 CONSOLIDATED GENERAL ELECTION  
SOVC For PASO ROBLES JT UNIFIED SCHOOL DIST, All Counters, SCHOOLS  
FINAL OFFICIAL ELECTION RESULTS

Date:12/05/16  
Time:16:35:59  
Page:10 of 36

	PASO ROBLES JOINT UNIFIED SCHOOL DISTRICT GOVERNING BOARD MEMBER										
	Reg. Voters	Vote For	Ballots Cast	Total Votes	Times Blank Voted	Times Over Voted	Number Of Under Votes	JOAN SUMMERS		CHRIS BAUSCH	
Polling	1621	4	408	835	89	0	441	169	20.24%	177	21.20%
VBM	1621	4	939	2179	198	0	785	459	21.06%	446	20.47%
Total	1621	8	1347	3014	287	0	1226	628	20.84%	623	20.67%
CON 113-09											
Polling	883	4	230	434	59	0	250	94	21.66%	98	22.58%
VBM	883	4	490	1107	110	0	413	231	20.87%	250	22.58%
Total	883	8	720	1541	169	0	663	325	21.09%	348	22.58%
CON 114-10											
Polling	973	4	277	578	58	1	294	124	21.45%	135	23.36%
VBM	973	4	493	1171	103	1	385	251	21.43%	240	20.50%
Total	973	8	770	1749	161	2	679	375	21.44%	375	21.44%
CON 115-06											
Polling	1771	4	387	750	104	1	378	158	21.07%	176	23.47%
VBM	1771	4	1086	2397	261	2	895	494	20.61%	499	20.82%
Total	1771	8	1473	3147	365	3	1273	652	20.72%	675	21.45%
CON 116-11											
Polling	1822	4	442	883	90	0	525	175	19.82%	210	23.78%
VBM	1822	4	1069	2517	218	1	883	507	20.14%	543	21.57%
Total	1822	8	1511	3400	308	1	1408	682	20.06%	753	22.15%
CON 117-06											
Polling	791	4	199	419	38	0	225	83	19.81%	97	23.15%
VBM	791	4	420	966	79	0	398	207	21.43%	228	23.60%
Total	791	8	619	1385	117	0	623	290	20.94%	325	23.47%
CON 118-11											
Polling	934	4	257	501	57	0	299	108	21.56%	112	22.36%
VBM	934	4	422	913	98	0	383	202	22.12%	188	20.59%
Total	934	8	679	1414	155	0	682	310	21.92%	300	21.22%
CON 119-12											
Polling	1304	4	312	625	81	0	299	114	18.24%	152	24.32%
VBM	1304	4	799	1738	192	0	690	372	21.40%	357	20.54%
Total	1304	8	1111	2363	273	0	989	486	20.57%	509	21.54%
CON 120-12											
Polling	1022	4	257	561	59	0	231	120	21.39%	115	20.50%
VBM	1022	4	620	1381	157	0	471	280	20.28%	325	23.53%
Total	1022	8	877	1942	216	0	702	400	20.60%	440	22.66%
CON 519-03											
Polling	1254	4	256	459	60	0	325	85	18.52%	121	26.36%
VBM	1254	4	820	1747	206	0	709	341	19.52%	382	21.87%
Total	1254	8	1076	2206	266	0	1034	426	19.31%	503	22.80%
CON 520-06											
Polling	682	4	102	203	28	0	93	36	17.73%	50	24.63%
VBM	682	4	486	977	144	0	391	177	18.12%	244	24.97%

Date:12/05/16  
Time:16:35:59  
Page:11 of 36

	PASO ROBLES JOINT UNIFIED SCHOOL DISTRICT GOVERNING BOARD MEMBER											
	Reg. Voters	Vote For	Ballots Cast	Total Votes	Times Blank Voted	Times Over Voted	Number Of Under Votes	JOAN SUMMERS		CHRIS BAUSCH		
Total	682	8	588	1180	172	0	484	213	18.05%	294	24.92%	
MB10												
Polling	379	4	0	0	0	0	0	0	-	0	-	
VBM	379	4	293	544	85	0	288	108	19.85%	130	23.90%	
Total	379	8	293	544	85	0	288	108	19.85%	130	23.90%	
Total												
Polling	26591	88	6323	12416	1503	7	6836	2474	19.93%	2851	22.96%	
VBM	26591	88	15645	33776	3821	8	13488	6830	20.22%	7442	22.03%	
Total	26591	176	21968	46192	5324	15	20324	9304	20.14%	10293	22.28%	
CONGRESSIONAL												
24TH CONGRESSIONAL DISTRICT												
Polling	26591	88	6323	12416	1503	7	6836	2474	19.93%	2851	22.96%	
VBM	26591	88	15645	33776	3821	8	13488	6830	20.22%	7442	22.03%	
Total	26591	176	21968	46192	5324	15	20324	9304	20.14%	10293	22.28%	
Total												
Polling	26591	88	6323	12416	1503	7	6836	2474	19.93%	2851	22.96%	
VBM	26591	88	15645	33776	3821	8	13488	6830	20.22%	7442	22.03%	
Total	26591	176	21968	46192	5324	15	20324	9304	20.14%	10293	22.28%	
SENATE												
17TH SENATORIAL DISTRICT												
Polling	26591	88	6323	12416	1503	7	6836	2474	19.93%	2851	22.96%	
VBM	26591	88	15645	33776	3821	8	13488	6830	20.22%	7442	22.03%	
Total	26591	176	21968	46192	5324	15	20324	9304	20.14%	10293	22.28%	
Total												
Polling	26591	88	6323	12416	1503	7	6836	2474	19.93%	2851	22.96%	
VBM	26591	88	15645	33776	3821	8	13488	6830	20.22%	7442	22.03%	
Total	26591	176	21968	46192	5324	15	20324	9304	20.14%	10293	22.28%	
ASSEMBLY												
35TH ASSEMBLY DISTRICT												
Polling	26591	88	6323	12416	1503	7	6836	2474	19.93%	2851	22.96%	
VBM	26591	88	15645	33776	3821	8	13488	6830	20.22%	7442	22.03%	
Total	26591	176	21968	46192	5324	15	20324	9304	20.14%	10293	22.28%	
Total												
Polling	26591	88	6323	12416	1503	7	6836	2474	19.93%	2851	22.96%	
VBM	26591	88	15645	33776	3821	8	13488	6830	20.22%	7442	22.03%	
Total	26591	176	21968	46192	5324	15	20324	9304	20.14%	10293	22.28%	
BOARD OF EQUALIZATION												
STATE BOARD OF EQUAL DIST 2												

Statement of Votes Cast  
2016 CONSOLIDATED GENERAL ELECTION  
SOVC For PASO ROBLES JT UNIFIED SCHOOL DIST, All Counters, SCHOOLS  
FINAL OFFICIAL ELECTION RESULTS

Date:12/05/16  
Time:16:35:59  
Page:12 of 36

PASO ROBLES JOINT UNIFIED SCHOOL DISTRICT GOVERNING BOARD MEMBER											
	Reg. Voters	Vote For	Ballots Cast	Total Votes	Times Blank Voted	Times Over Voted	Number Of Under Votes	JOAN SUMMERS		CHRIS BAUSCH	
Polling	26591	88	6323	12416	1503	7	6836	2474	19.93%	2851	22.96%
VBM	26591	88	15645	33776	3821	8	13488	6830	20.22%	7442	22.03%
Total	26591	176	21968	46192	5324	15	20324	9304	20.14%	10293	22.28%
Total											
Polling	26591	88	6323	12416	1503	7	6836	2474	19.93%	2851	22.96%
VBM	26591	88	15645	33776	3821	8	13488	6830	20.22%	7442	22.03%
Total	26591	176	21968	46192	5324	15	20324	9304	20.14%	10293	22.28%
SUPERVISOR/COMMISSIONER											
1ST SUPERVISORIAL DISTRICT											
Polling	24655	80	5965	11754	1415	7	6418	2353	20.02%	2680	22.80%
VBM	24655	80	14339	31052	3471	8	12388	6312	20.33%	6816	21.95%
Total	24655	160	20304	42806	4886	15	18806	8665	20.24%	9496	22.18%
5TH SUPERVISORIAL DISTRICT											
Polling	1936	8	358	662	88	0	418	121	18.28%	171	25.83%
VBM	1936	8	1306	2724	350	0	1100	518	19.02%	626	22.98%
Total	1936	16	1664	3386	438	0	1518	639	18.87%	797	23.54%
Total											
Polling	26591	88	6323	12416	1503	7	6836	2474	19.93%	2851	22.96%
VBM	26591	88	15645	33776	3821	8	13488	6830	20.22%	7442	22.03%
Total	26591	176	21968	46192	5324	15	20324	9304	20.14%	10293	22.28%
CITIES											
CITY OF EL PASO DE ROBLES											
Polling	16269	52	4034	8108	922	3	4328	1665	20.54%	1826	22.52%
VBM	16269	52	9223	20571	2105	6	7877	4322	21.01%	4409	21.43%
Total	16269	104	13257	28679	3027	9	12205	5987	20.88%	6235	21.74%
UNINCORPORATED AREAS											
Polling	10322	36	2289	4308	581	4	2508	809	18.78%	1025	23.79%
VBM	10322	36	6422	13205	1716	2	5611	2508	18.99%	3033	22.97%
Total	10322	72	8711	17513	2297	6	8119	3317	18.94%	4058	23.17%
Total											
Polling	26591	88	6323	12416	1503	7	6836	2474	19.93%	2851	22.96%
VBM	26591	88	15645	33776	3821	8	13488	6830	20.22%	7442	22.03%
Total	26591	176	21968	46192	5324	15	20324	9304	20.14%	10293	22.28%

Statement of Votes Cast  
2016 CONSOLIDATED GENERAL ELECTION  
SOVC For PASO ROBLES JT UNIFIED SCHOOL DIST, All Counters, SCHOOLS  
FINAL OFFICIAL ELECTION RESULTS

Date:12/05/16  
Time:16:35:59  
Page:13 of 36

	PASO ROBLES JOINT UNIFIED SCHOOL DISTRICT GOVERNING BOARD MEMBER					
	JOEL PETERSON		DAVE LAMBERT		DONALD GOLDAMMER	
					Write-In Votes	
Jurisdiction Wide						
CON 101-01						
Polling	166	19.39%	143	16.71%	177	20.68%
VBM	354	19.25%	331	18.00%	366	19.90%
Total	520	19.29%	474	17.59%	543	20.15%
CON 102-02						
Polling	161	19.90%	146	18.05%	156	19.28%
VBM	473	19.20%	450	18.27%	480	19.49%
Total	634	19.38%	596	18.22%	636	19.44%
CON 103-03						
Polling	129	20.16%	108	16.88%	129	20.16%
VBM	332	19.28%	318	18.47%	348	20.21%
Total	461	19.52%	426	18.04%	477	20.19%
CON 104-04						
Polling	92	21.85%	81	19.24%	69	16.39%
VBM	247	21.80%	211	18.62%	192	16.95%
Total	339	21.81%	292	18.79%	261	16.80%
CON 105-05						
Polling	77	25.25%	54	17.70%	49	16.07%
VBM	193	22.65%	148	17.37%	146	17.14%
Total	270	23.34%	202	17.46%	195	16.85%
CON 106-06						
Polling	126	20.49%	92	14.96%	134	21.79%
VBM	399	20.70%	330	17.12%	371	19.24%
Total	525	20.64%	422	16.59%	505	19.86%
CON 108-04						
Polling	122	20.30%	96	15.97%	119	19.80%
VBM	495	23.15%	409	19.13%	310	14.50%
Total	617	22.53%	505	18.44%	429	15.66%
CON 109-05						
Polling	199	22.82%	157	18.00%	155	17.78%
VBM	414	22.57%	348	18.97%	304	16.58%
Total	613	22.65%	505	18.66%	459	16.96%
CON 110-05						
Polling	120	22.06%	86	15.81%	89	16.36%
VBM	186	21.96%	147	17.36%	143	16.88%
Total	306	22.00%	233	16.75%	232	16.68%
CON 111-08						
Polling	111	21.98%	96	19.01%	80	15.84%
VBM	295	21.33%	251	18.15%	220	15.91%
Total	406	21.50%	347	18.38%	300	15.89%
CON 112-08						

Statement of Votes Cast  
2016 CONSOLIDATED GENERAL ELECTION  
SOVC For PASO ROBLES JT UNIFIED SCHOOL DIST, All Counters, SCHOOLS  
FINAL OFFICIAL ELECTION RESULTS

Date:12/05/16  
Time:16:35:59  
Page:14 of 36

	PASO ROBLES JOINT UNIFIED SCHOOL DISTRICT GOVERNING BOARD MEMBER					
	JOEL PETERSON		DAVE LAMBERT		DONALD GOLDAMMER	
					Write-In Votes	
Polling	165	19.76%	152	18.20%	159	19.04%
VBM	458	21.02%	452	20.74%	350	16.06%
Total	623	20.67%	604	20.04%	509	16.89%
CON 113-09						
Polling	84	19.35%	71	16.36%	80	18.43%
VBM	224	20.23%	202	18.25%	182	16.44%
Total	308	19.99%	273	17.72%	262	17.00%
CON 114-10						
Polling	109	18.86%	98	16.96%	105	18.17%
VBM	241	20.58%	218	18.62%	212	18.10%
Total	350	20.01%	316	18.07%	317	18.12%
CON 115-06						
Polling	156	20.80%	150	20.00%	105	14.00%
VBM	510	21.28%	475	19.82%	406	16.94%
Total	666	21.16%	625	19.86%	511	16.24%
CON 116-11						
Polling	196	22.20%	140	15.86%	158	17.89%
VBM	530	21.06%	497	19.75%	423	16.81%
Total	726	21.35%	637	18.74%	581	17.09%
CON 117-06						
Polling	85	20.29%	70	16.71%	82	19.57%
VBM	195	20.19%	179	18.53%	156	16.15%
Total	280	20.22%	249	17.98%	238	17.18%
CON 118-11						
Polling	98	19.56%	86	17.17%	90	17.96%
VBM	195	21.36%	173	18.95%	143	15.66%
Total	293	20.72%	259	18.32%	233	16.48%
CON 119-12						
Polling	147	23.52%	105	16.80%	100	16.00%
VBM	370	21.29%	329	18.93%	303	17.43%
Total	517	21.88%	434	18.37%	403	17.05%
CON 120-12						
Polling	119	21.21%	107	19.07%	97	17.29%
VBM	284	20.56%	261	18.90%	221	16.00%
Total	403	20.75%	368	18.95%	318	16.37%
CON 519-03						
Polling	81	17.65%	70	15.25%	95	20.70%
VBM	361	20.66%	323	18.49%	327	18.72%
Total	442	20.04%	393	17.82%	422	19.13%
CON 520-06						
Polling	43	21.18%	32	15.76%	41	20.20%
VBM	194	19.86%	166	16.99%	184	18.83%

Statement of Votes Cast  
2016 CONSOLIDATED GENERAL ELECTION  
SOVC For PASO ROBLES JT UNIFIED SCHOOL DIST, All Counters, SCHOOLS  
FINAL OFFICIAL ELECTION RESULTS

Date:12/05/16  
Time:16:35:59  
Page:15 of 36

	PASO ROBLES JOINT UNIFIED SCHOOL DISTRICT GOVERNING BOARD MEMBER					
	JOEL PETERSON		DAVE LAMBERT		DONALD GOLDAMMER	
					Write-In Votes	
Total	237	20.08%	198	16.78%	225	19.07%
MB10						
Polling	0	-	0	-	0	-
VBM	112	20.59%	94	17.28%	91	16.73%
Total	112	20.59%	94	17.28%	91	16.73%
Total						
Polling	2586	20.83%	2140	17.24%	2269	18.27%
VBM	7062	20.91%	6312	18.69%	5878	17.40%
Total	9648	20.89%	8452	18.30%	8147	17.64%
CONGRESSIONAL						
24TH CONGRESSIONAL DISTRICT						
Polling	2586	20.83%	2140	17.24%	2269	18.27%
VBM	7062	20.91%	6312	18.69%	5878	17.40%
Total	9648	20.89%	8452	18.30%	8147	17.64%
Total						
Polling	2586	20.83%	2140	17.24%	2269	18.27%
VBM	7062	20.91%	6312	18.69%	5878	17.40%
Total	9648	20.89%	8452	18.30%	8147	17.64%
SENATE						
17TH SENATORIAL DISTRICT						
Polling	2586	20.83%	2140	17.24%	2269	18.27%
VBM	7062	20.91%	6312	18.69%	5878	17.40%
Total	9648	20.89%	8452	18.30%	8147	17.64%
Total						
Polling	2586	20.83%	2140	17.24%	2269	18.27%
VBM	7062	20.91%	6312	18.69%	5878	17.40%
Total	9648	20.89%	8452	18.30%	8147	17.64%
ASSEMBLY						
35TH ASSEMBLY DISTRICT						
Polling	2586	20.83%	2140	17.24%	2269	18.27%
VBM	7062	20.91%	6312	18.69%	5878	17.40%
Total	9648	20.89%	8452	18.30%	8147	17.64%
Total						
Polling	2586	20.83%	2140	17.24%	2269	18.27%
VBM	7062	20.91%	6312	18.69%	5878	17.40%
Total	9648	20.89%	8452	18.30%	8147	17.64%
BOARD OF EQUALIZATION						
STATE BOARD OF EQUAL DIST 2						

Statement of Votes Cast  
2016 CONSOLIDATED GENERAL ELECTION  
SOVC For PASO ROBLES JT UNIFIED SCHOOL DIST, All Counters, SCHOOLS  
FINAL OFFICIAL ELECTION RESULTS

Date:12/05/16  
Time:16:35:59  
Page:16 of 36

	PASO ROBLES JOINT UNIFIED SCHOOL DISTRICT GOVERNING BOARD MEMBER									
	JOEL PETERSON		DAVE LAMBERT		DONALD GOLDAMMER		Write-In Votes			
Polling	2586	20.83%	2140	17.24%	2269	18.27%	96	0.77%		
VBM	7062	20.91%	6312	18.69%	5878	17.40%	252	0.75%		
Total	9648	20.89%	8452	18.30%	8147	17.64%	348	0.75%		
Total	2586	20.83%	2140	17.24%	2269	18.27%	96	0.77%		
Polling	2586	20.83%	2140	17.24%	2269	18.27%	96	0.77%		
VBM	7062	20.91%	6312	18.69%	5878	17.40%	252	0.75%		
Total	9648	20.89%	8452	18.30%	8147	17.64%	348	0.75%		
SUPERVISOR/COMMISSIONER										
1ST SUPERVISORIAL DISTRICT										
Polling	2462	20.95%	2038	17.34%	2133	18.15%	88	0.75%		
VBM	6507	20.96%	5823	18.75%	5367	17.28%	227	0.73%		
Total	8969	20.95%	7861	18.36%	7500	17.52%	315	0.74%		
5TH SUPERVISORIAL DISTRICT										
Polling	124	18.73%	102	15.41%	136	20.54%	8	1.21%		
VBM	555	20.37%	489	17.95%	511	18.76%	25	0.92%		
Total	679	20.05%	591	17.45%	647	19.11%	33	0.97%		
Total	2586	20.83%	2140	17.24%	2269	18.27%	96	0.77%		
Polling	2586	20.83%	2140	17.24%	2269	18.27%	96	0.77%		
VBM	7062	20.91%	6312	18.69%	5878	17.40%	252	0.75%		
Total	9648	20.89%	8452	18.30%	8147	17.64%	348	0.75%		
CITIES										
CITY OF EL PASO DE ROBLES										
Polling	1711	21.10%	1414	17.44%	1419	17.50%	73	0.90%		
VBM	4397	21.37%	3941	19.16%	3373	16.40%	129	0.63%		
Total	6108	21.30%	5355	18.67%	4792	16.71%	202	0.70%		
UNINCORPORATED AREAS										
Polling	875	20.31%	726	16.85%	850	19.73%	23	0.53%		
VBM	2665	20.18%	2371	17.96%	2505	18.97%	123	0.93%		
Total	3540	20.21%	3097	17.68%	3355	19.16%	146	0.83%		
Total	2586	20.83%	2140	17.24%	2269	18.27%	96	0.77%		
Polling	2586	20.83%	2140	17.24%	2269	18.27%	96	0.77%		
VBM	7062	20.91%	6312	18.69%	5878	17.40%	252	0.75%		
Total	9648	20.89%	8452	18.30%	8147	17.64%	348	0.75%		



<p>Statement of Votes Cast</p> <p>2016 CONSOLIDATED GENERAL ELECTION</p> <p>SOVC For PASO ROBLES JT UNIFIED SCHOOL DIST, All Counters, SCHOOLS</p> <p>FINAL OFFICIAL ELECTION RESULTS</p>		<p>Date:12/05/16</p> <p>Time:16:35:59</p> <p>Page:17 of 36</p>
-------------------------------------------------------------------------------------------------------------------------------------------------------------------------------------------	--	----------------------------------------------------------------

<p>Statement of Votes Cast</p> <p>2016 CONSOLIDATED GENERAL ELECTION</p> <p>SOVC For PASO ROBLES JT UNIFIED SCHOOL DIST, All Counters, SCHOOLS</p> <p>FINAL OFFICIAL ELECTION RESULTS</p>		<p>Date:12/05/16</p> <p>Time:16:35:59</p> <p>Page:17 of 36</p>
-------------------------------------------------------------------------------------------------------------------------------------------------------------------------------------------	--	----------------------------------------------------------------

[illegible]

Statement of Votes Cast	Date:12/05/16
2016 CONSOLIDATED GENERAL ELECTION	Time:16:35:59
SOVC For PASO ROBLES JT UNIFIED SCHOOL DIST, All Counters, SCHOOLS	Page:18 of 36
FINAL OFFICIAL ELECTION RESULTS	

Time:16:35:59

Page:18 of 36

[illegible]

Date:12/05/16  
Time:16:35:59  
Page:19 of 36

TEMPLETON UNIFIED SCHOOL DISTRICT GOVERNING BOARD MEMBER														
	Reg. Voters	Vote For	Ballots Cast	Total Votes	Times Blank Voted	Times Over Voted	Number Of Under Votes	JAN NIMICK	BRENDA GRAY	NELSON YAMAGATA	TED DUBOST	KEVIN J. HAMERS		
Total	-	-	-	-	-	-	-	-	-	-	-	-	-	
MB10	-	-	-	-	-	-	-	-	-	-	-	-	-	
Polling	-	-	-	-	-	-	-	-	-	-	-	-	-	
VBM	-	-	-	-	-	-	-	-	-	-	-	-	-	
Total	-	-	-	-	-	-	-	-	-	-	-	-	-	
Total	2	3	0	0	0	0	0	0	-	0	-	0	-	
Polling	2	3	0	0	0	0	0	0	0.00%	0	0.00%	1	33.33%	
VBM	2	3	1	3	0	0	0	0	0.00%	0	0.00%	1	33.33%	
Total	2	6	1	3	0	0	0	0	0.00%	0	0.00%	1	33.33%	
CONGRESSIONAL														
24TH CONGRESSIONAL DISTRICT														
Polling	2	3	0	0	0	0	0	0	-	0	-	0	-	
VBM	2	3	1	3	0	0	0	0	0.00%	0	0.00%	1	33.33%	
Total	2	6	1	3	0	0	0	0	0.00%	0	0.00%	1	33.33%	
Total	2	3	0	0	0	0	0	0	-	0	-	0	-	
Polling	2	3	0	0	0	0	0	0	0.00%	0	0.00%	1	33.33%	
VBM	2	3	1	3	0	0	0	0	0.00%	0	0.00%	1	33.33%	
Total	2	6	1	3	0	0	0	0	0.00%	0	0.00%	1	33.33%	
SENATE														
17TH SENATORIAL DISTRICT														
Polling	2	3	0	0	0	0	0	0	-	0	-	0	-	
VBM	2	3	1	3	0	0	0	0	0.00%	0	0.00%	1	33.33%	
Total	2	6	1	3	0	0	0	0	0.00%	0	0.00%	1	33.33%	
Total	2	3	0	0	0	0	0	0	-	0	-	0	-	
Polling	2	3	0	0	0	0	0	0	0.00%	0	0.00%	1	33.33%	
VBM	2	3	1	3	0	0	0	0	0.00%	0	0.00%	1	33.33%	
Total	2	6	1	3	0	0	0	0	0.00%	0	0.00%	1	33.33%	
ASSEMBLY														
35TH ASSEMBLY DISTRICT														
Polling	2	3	0	0	0	0	0	0	-	0	-	0	-	
VBM	2	3	1	3	0	0	0	0	0.00%	0	0.00%	1	33.33%	
Total	2	6	1	3	0	0	0	0	0.00%	0	0.00%	1	33.33%	
Total	2	3	0	0	0	0	0	0	-	0	-	0	-	
Polling	2	3	0	0	0	0	0	0	0.00%	0	0.00%	1	33.33%	
VBM	2	3	1	3	0	0	0	0	0.00%	0	0.00%	1	33.33%	
Total	2	6	1	3	0	0	0	0	0.00%	0	0.00%	1	33.33%	
BOARD OF EQUALIZATION														
STATE BOARD OF EQUAL DIST 2														

Statement of Votes Cast  
2016 CONSOLIDATED GENERAL ELECTION  
SOVC For PASO ROBLES JT UNIFIED SCHOOL DIST, All Counters, SCHOOLS  
FINAL OFFICIAL ELECTION RESULTS

Date:12/05/16  
Time:16:35:59  
Page:20 of 36

	TEMPLETON UNIFIED SCHOOL DISTRICT GOVERNING BOARD MEMBER												
	Reg. Voters	Vote For	Ballots Cast	Total Votes	Times Blank Voted	Times Over Voted	Number Of Under Votes	JAN NIMICK	BRENDA GRAY	NELSON YAMAGATA	TED DUBOST	KEVIN J. HAMERS	
Polling	2	3	0	0	0	0	0	0	-	0	-	0	-
VBM	2	3	1	3	0	0	0	0 0.00%	0 0.00%	1 33.33%	1 33.33%	1 33.33%	
Total	2	6	1	3	0	0	0	0 0.00%	0 0.00%	1 33.33%	1 33.33%	1 33.33%	
Total	2	6	1	3	0	0	0	0 0.00%	0 0.00%	1 33.33%	1 33.33%	1 33.33%	
Polling	2	3	0	0	0	0	0	0	-	0	-	0	-
VBM	2	3	1	3	0	0	0	0 0.00%	0 0.00%	1 33.33%	1 33.33%	1 33.33%	
Total	2	6	1	3	0	0	0	0 0.00%	0 0.00%	1 33.33%	1 33.33%	1 33.33%	
SUPERVISOR/COMMISSIONER													
1ST SUPERVISORIAL DISTRICT													
Polling	2	3	0	0	0	0	0	0	-	0	-	0	-
VBM	2	3	1	3	0	0	0	0 0.00%	0 0.00%	1 33.33%	1 33.33%	1 33.33%	
Total	2	6	1	3	0	0	0	0 0.00%	0 0.00%	1 33.33%	1 33.33%	1 33.33%	
5TH SUPERVISORIAL DISTRICT													
Polling	0	0	0	0	0	0	0	0	-	0	-	0	-
VBM	0	0	0	0	0	0	0	0	-	0	-	0	-
Total	0	0	0	0	0	0	0	0	-	0	-	0	-
Total	0	0	0	0	0	0	0	0	-	0	-	0	-
Polling	2	3	0	0	0	0	0	0	-	0	-	0	-
VBM	2	3	1	3	0	0	0	0 0.00%	0 0.00%	1 33.33%	1 33.33%	1 33.33%	
Total	2	6	1	3	0	0	0	0 0.00%	0 0.00%	1 33.33%	1 33.33%	1 33.33%	
CITIES													
CITY OF EL PASO DE ROBLES													
Polling	2	3	0	0	0	0	0	0	-	0	-	0	-
VBM	2	3	1	3	0	0	0	0 0.00%	0 0.00%	1 33.33%	1 33.33%	1 33.33%	
Total	2	6	1	3	0	0	0	0 0.00%	0 0.00%	1 33.33%	1 33.33%	1 33.33%	
UNINCORPORATED AREAS													
Polling	0	0	0	0	0	0	0	0	-	0	-	0	-
VBM	0	0	0	0	0	0	0	0	-	0	-	0	-
Total	0	0	0	0	0	0	0	0	-	0	-	0	-
Total	0	0	0	0	0	0	0	0	-	0	-	0	-
Polling	2	3	0	0	0	0	0	0	-	0	-	0	-
VBM	2	3	1	3	0	0	0	0 0.00%	0 0.00%	1 33.33%	1 33.33%	1 33.33%	
Total	2	6	1	3	0	0	0	0 0.00%	0 0.00%	1 33.33%	1 33.33%	1 33.33%	

Statement of Votes Cast  
2016 CONSOLIDATED GENERAL ELECTION  
SOVC For PASO ROBLES JT UNIFIED SCHOOL DIST, All Counters, SCHOOLS  
FINAL OFFICIAL ELECTION RESULTS

Date:12/05/16  
Time:16:35:59  
Page:21 of 36

	TEMPLETON UNIFIED SCHOOL DISTRICT Write-In Votes
Jurisdiction Wide	
CON 101-01	
Polling	-
VBM	-
Total	-
CON 102-02	
Polling	-
VBM	-
Total	-
CON 103-03	
Polling	-
VBM	-
Total	-
CON 104-04	
Polling	-
VBM	-
Total	-
CON 105-05	
Polling	-
VBM	-
Total	-
CON 106-06	
Polling	-
VBM	-
Total	-
CON 108-04	
Polling	-
VBM	-
Total	-
CON 109-05	
Polling	-
VBM	-
Total	-
CON 110-05	
Polling	-
VBM	-
Total	-
CON 111-08	
Polling	-
VBM	-
Total	-
CON 112-08	

Statement of Votes Cast  
2016 CONSOLIDATED GENERAL ELECTION  
SOVC For PASO ROBLES JT UNIFIED SCHOOL DIST, All Counters, SCHOOLS  
FINAL OFFICIAL ELECTION RESULTS

Date:12/05/16  
Time:16:35:59  
Page:22 of 36

	TEMPLETON UNIFIED SCHOOL DISTRICT Write-In Votes	
Polling	-	-
VBM	-	-
Total	-	-
CON 113-09		
Polling	-	-
VBM	-	-
Total	-	-
CON 114-10		
Polling	-	-
VBM	-	-
Total	-	-
CON 115-06		
Polling	-	-
VBM	-	-
Total	-	-
CON 116-11		
Polling	-	-
VBM	-	-
Total	-	-
CON 117-06		
Polling	-	-
VBM	-	-
Total	-	-
CON 118-11		
Polling	-	-
VBM	-	-
Total	-	-
CON 119-12		
Polling	-	-
VBM	-	-
Total	-	-
CON 120-12		
Polling	0	-
VBM	0	0.00%
Total	0	0.00%
CON 519-03		
Polling	-	-
VBM	-	-
Total	-	-
CON 520-06		
Polling	-	-
VBM	-	-

Statement of Votes Cast  
 2016 CONSOLIDATED GENERAL ELECTION  
 SOVC For PASO ROBLES JT UNIFIED SCHOOL DIST, All Counters, SCHOOLS  
 FINAL OFFICIAL ELECTION RESULTS

Date:12/05/16  
 Time:16:35:59  
 Page:23 of 36

	TEMPLETON UNIFIED SCHOOL DISTRICT Write-In Votes	
Total	-	-
MB10	-	-
Polling	-	-
VBM	-	-
Total	-	-
Total	0	-
Polling	0	0.00%
VBM	0	0.00%
Total	0	0.00%
CONGRESSIONAL		
24TH CONGRESSIONAL DISTRICT		
Polling	0	-
VBM	0	0.00%
Total	0	0.00%
Total	0	-
Polling	0	-
VBM	0	0.00%
Total	0	0.00%
SENATE		
17TH SENATORIAL DISTRICT		
Polling	0	-
VBM	0	0.00%
Total	0	0.00%
Total	0	-
Polling	0	-
VBM	0	0.00%
Total	0	0.00%
ASSEMBLY		
35TH ASSEMBLY DISTRICT		
Polling	0	-
VBM	0	0.00%
Total	0	0.00%
Total	0	-
Polling	0	-
VBM	0	0.00%
Total	0	0.00%
BOARD OF EQUALIZATION		
STATE BOARD OF EQUAL DIST 2		

Statement of Votes Cast  
2016 CONSOLIDATED GENERAL ELECTION  
SOVC For PASO ROBLES JT UNIFIED SCHOOL DIST, All Counters, SCHOOLS  
FINAL OFFICIAL ELECTION RESULTS

Date:12/05/16  
Time:16:35:59  
Page:24 of 36

	TEMPLETON UNIFIED SCHOOL DISTRICT Write-In Votes	
Polling	0	
VBM	0	0.00%
Total	0	0.00%
Total		
Polling	0	
VBM	0	0.00%
Total	0	0.00%
SUPERVISOR/COMMISSIONER		
1ST SUPERVISORIAL DISTRICT		
Polling	0	
VBM	0	0.00%
Total	0	0.00%
5TH SUPERVISORIAL DISTRICT		
Polling	0	
VBM	0	
Total	0	
Total		
Polling	0	
VBM	0	0.00%
Total	0	0.00%
CITIES		
CITY OF EL PASO DE ROBLES		
Polling	0	
VBM	0	0.00%
Total	0	0.00%
UNINCORPORATED AREAS		
Polling	0	
VBM	0	
Total	0	
Total		
Polling	0	
VBM	0	0.00%
Total	0	0.00%



<p>Statement of Votes Cast</p> <p>2016 CONSOLIDATED GENERAL ELECTION</p> <p>SOVC For PASO ROBLES JT UNIFIED SCHOOL DIST, All Counters, SCHOOLS</p> <p>FINAL OFFICIAL ELECTION RESULTS</p>		<p>Date:12/05/16</p> <p>Time:16:35:59</p> <p>Page:25 of 36</p>
-------------------------------------------------------------------------------------------------------------------------------------------------------------------------------------------	--	----------------------------------------------------------------

Page:25 of 36

[illegible]

Statement of Votes Cast

2016 CONSOLIDATED GENERAL ELECTION

SOVC For PASO ROBLES JT UNIFIED SCHOOL DIST, All Counters, SCHOOLS

FINAL OFFICIAL ELECTION RESULTS

Date:12/05/16

Time:16:35:59

Page:26 of 36

Page:26 of 36

[illegible]

Date:12/05/16  
Time:16:35:59  
Page:27 of 36

PLEASANT VALLEY JOINT UNION ELEMENTARY SCHOOL DISTRICT GOVERNING BOARD MEMBER 4 YEAR TERM													
	Reg. Voters	Vote For	Ballots Cast	Total Votes	Times Blank Voted	Times Over Voted	Number Of Under Votes	JULIE KIRBY		REBECCA NEW		GREG S. JAEGER	
Total	-	-	-	-	-	-	-	-	-	-	-	-	-
MB10	-	-	-	-	-	-	-	-	-	-	-	-	-
Polling	-	-	-	-	-	-	-	-	-	-	-	-	-
VBM	-	-	-	-	-	-	-	-	-	-	-	-	-
Total	-	-	-	-	-	-	-	-	-	-	-	-	-
Total	517	2	94	100	30	0	28	35	35.00%	33	33.00%	32	32.00%
Polling	517	2	344	396	102	0	88	139	35.10%	108	27.27%	148	37.37%
VBM	517	2	344	396	102	0	88	139	35.10%	108	27.27%	148	37.37%
Total	517	4	438	496	132	0	116	174	35.08%	141	28.43%	180	36.29%
CONGRESSIONAL													
24TH CONGRESSIONAL DISTRICT													
Polling	517	2	94	100	30	0	28	35	35.00%	33	33.00%	32	32.00%
VBM	517	2	344	396	102	0	88	139	35.10%	108	27.27%	148	37.37%
Total	517	4	438	496	132	0	116	174	35.08%	141	28.43%	180	36.29%
Total	517	2	94	100	30	0	28	35	35.00%	33	33.00%	32	32.00%
Polling	517	2	344	396	102	0	88	139	35.10%	108	27.27%	148	37.37%
VBM	517	2	344	396	102	0	88	139	35.10%	108	27.27%	148	37.37%
Total	517	4	438	496	132	0	116	174	35.08%	141	28.43%	180	36.29%
SENATE													
17TH SENATORIAL DISTRICT													
Polling	517	2	94	100	30	0	28	35	35.00%	33	33.00%	32	32.00%
VBM	517	2	344	396	102	0	88	139	35.10%	108	27.27%	148	37.37%
Total	517	4	438	496	132	0	116	174	35.08%	141	28.43%	180	36.29%
Total	517	2	94	100	30	0	28	35	35.00%	33	33.00%	32	32.00%
Polling	517	2	344	396	102	0	88	139	35.10%	108	27.27%	148	37.37%
VBM	517	2	344	396	102	0	88	139	35.10%	108	27.27%	148	37.37%
Total	517	4	438	496	132	0	116	174	35.08%	141	28.43%	180	36.29%
ASSEMBLY													
35TH ASSEMBLY DISTRICT													
Polling	517	2	94	100	30	0	28	35	35.00%	33	33.00%	32	32.00%
VBM	517	2	344	396	102	0	88	139	35.10%	108	27.27%	148	37.37%
Total	517	4	438	496	132	0	116	174	35.08%	141	28.43%	180	36.29%
Total	517	2	94	100	30	0	28	35	35.00%	33	33.00%	32	32.00%
Polling	517	2	344	396	102	0	88	139	35.10%	108	27.27%	148	37.37%
VBM	517	2	344	396	102	0	88	139	35.10%	108	27.27%	148	37.37%
Total	517	4	438	496	132	0	116	174	35.08%	141	28.43%	180	36.29%
BOARD OF EQUALIZATION													
STATE BOARD OF EQUAL DIST 2													

Statement of Votes Cast  
2016 CONSOLIDATED GENERAL ELECTION  
SOVC For PASO ROBLES JT UNIFIED SCHOOL DIST, All Counters, SCHOOLS  
FINAL OFFICIAL ELECTION RESULTS

Date:12/05/16  
Time:16:35:59  
Page:28 of 36

	PLEASANT VALLEY JOINT UNION ELEMENTARY SCHOOL DISTRICT GOVERNING BOARD MEMBER 4 YEAR TERM											
	Reg. Voters	Vote For	Ballots Cast	Total Votes	Times Blank Voted	Times Over Voted	Number Of Under Votes	JULIE KIRBY	REBECCA NEW	GREG S. JAEGER		
Polling	517	2	94	100	30	0	28	35 35.00%	33 33.00%	32 32.00%		
VBM	517	2	344	396	102	0	88	139 35.10%	108 27.27%	148 37.37%		
Total	517	4	438	496	132	0	116	174 35.08%	141 28.43%	180 36.29%		
Total	517	2	94	100	30	0	28	35 35.00%	33 33.00%	32 32.00%		
Polling	517	2	94	100	30	0	28	35 35.00%	33 33.00%	32 32.00%		
VBM	517	2	344	396	102	0	88	139 35.10%	108 27.27%	148 37.37%		
Total	517	4	438	496	132	0	116	174 35.08%	141 28.43%	180 36.29%		
SUPERVISOR/COMMISSIONER												
1ST SUPERVISORIAL DISTRICT												
Polling	517	2	94	100	30	0	28	35 35.00%	33 33.00%	32 32.00%		
VBM	517	2	344	396	102	0	88	139 35.10%	108 27.27%	148 37.37%		
Total	517	4	438	496	132	0	116	174 35.08%	141 28.43%	180 36.29%		
5TH SUPERVISORIAL DISTRICT												
Polling	0	0	0	0	0	0	0	0 -	0 -	0 -		
VBM	0	0	0	0	0	0	0	0 -	0 -	0 -		
Total	0	0	0	0	0	0	0	0 -	0 -	0 -		
Total	517	2	94	100	30	0	28	35 35.00%	33 33.00%	32 32.00%		
Polling	517	2	94	100	30	0	28	35 35.00%	33 33.00%	32 32.00%		
VBM	517	2	344	396	102	0	88	139 35.10%	108 27.27%	148 37.37%		
Total	517	4	438	496	132	0	116	174 35.08%	141 28.43%	180 36.29%		
CITIES												
CITY OF EL PASO DE ROBLES												
Polling	0	0	0	0	0	0	0	0 -	0 -	0 -		
VBM	0	0	0	0	0	0	0	0 -	0 -	0 -		
Total	0	0	0	0	0	0	0	0 -	0 -	0 -		
UNINCORPORATED AREAS												
Polling	517	2	94	100	30	0	28	35 35.00%	33 33.00%	32 32.00%		
VBM	517	2	344	396	102	0	88	139 35.10%	108 27.27%	148 37.37%		
Total	517	4	438	496	132	0	116	174 35.08%	141 28.43%	180 36.29%		
Total	517	2	94	100	30	0	28	35 35.00%	33 33.00%	32 32.00%		
Polling	517	2	94	100	30	0	28	35 35.00%	33 33.00%	32 32.00%		
VBM	517	2	344	396	102	0	88	139 35.10%	108 27.27%	148 37.37%		
Total	517	4	438	496	132	0	116	174 35.08%	141 28.43%	180 36.29%		

Date:12/05/16  
Time:16:35:59  
Page:29 of 36

[illegible]

<p>Statement of Votes Cast</p> <p>2016 CONSOLIDATED GENERAL ELECTION</p> <p>SOVC For PASO ROBLES JT UNIFIED SCHOOL DIST, All Counters, SCHOOLS</p> <p>FINAL OFFICIAL ELECTION RESULTS</p>		<p>Date:12/05/16</p> <p>Time:16:35:59</p> <p>Page:30 of 36</p>
-------------------------------------------------------------------------------------------------------------------------------------------------------------------------------------------	--	----------------------------------------------------------------

Page:30 of 36

[illegible]

Date:12/05/16  
Time:16:35:59  
Page:31 of 36

		D-16 - SAN MIGUEL JUSD BOND (55%)											
		PLEASANT VALLEY JOINT UNION ELEMENTARY Write-In Votes	Reg. Voters	Vote For	Ballots Cast	Total Votes	Times Blank Voted	Times Over Voted	Number Of Under Votes	YES		NO	
Total		-	-	-	-	-	-	-	-	-	-	-	-
MB10		-	-	-	-	-	-	-	-	-	-	-	-
Polling		-	-	-	-	-	-	-	-	-	-	-	-
VBM		-	-	-	-	-	-	-	-	-	-	-	-
Total		-	-	-	-	-	-	-	-	-	-	-	-
Total		0 0.00%	2708	2	712	671	41	0	0	417	62.15%	254	37.85%
Polling		1 0.25%	2708	2	1466	1367	99	0	0	853	62.40%	514	37.60%
VBM		1 0.20%	2708	4	2178	2038	140	0	0	1270	62.32%	768	37.68%
Total		1 0.20%	2708	4	2178	2038	140	0	0	1270	62.32%	768	37.68%
CONGRESSIONAL													
24TH CONGRESSIONAL DISTRICT													
Total		0 0.00%	2708	2	712	671	41	0	0	417	62.15%	254	37.85%
Polling		1 0.25%	2708	2	1466	1367	99	0	0	853	62.40%	514	37.60%
VBM		1 0.20%	2708	4	2178	2038	140	0	0	1270	62.32%	768	37.68%
Total		1 0.20%	2708	4	2178	2038	140	0	0	1270	62.32%	768	37.68%
Total		0 0.00%	2708	2	712	671	41	0	0	417	62.15%	254	37.85%
Polling		1 0.25%	2708	2	1466	1367	99	0	0	853	62.40%	514	37.60%
VBM		1 0.20%	2708	4	2178	2038	140	0	0	1270	62.32%	768	37.68%
Total		1 0.20%	2708	4	2178	2038	140	0	0	1270	62.32%	768	37.68%
SENATE													
17TH SENATORIAL DISTRICT													
Total		0 0.00%	2708	2	712	671	41	0	0	417	62.15%	254	37.85%
Polling		1 0.25%	2708	2	1466	1367	99	0	0	853	62.40%	514	37.60%
VBM		1 0.20%	2708	4	2178	2038	140	0	0	1270	62.32%	768	37.68%
Total		1 0.20%	2708	4	2178	2038	140	0	0	1270	62.32%	768	37.68%
Total		0 0.00%	2708	2	712	671	41	0	0	417	62.15%	254	37.85%
Polling		1 0.25%	2708	2	1466	1367	99	0	0	853	62.40%	514	37.60%
VBM		1 0.20%	2708	4	2178	2038	140	0	0	1270	62.32%	768	37.68%
Total		1 0.20%	2708	4	2178	2038	140	0	0	1270	62.32%	768	37.68%
ASSEMBLY													
35TH ASSEMBLY DISTRICT													
Total		0 0.00%	2708	2	712	671	41	0	0	417	62.15%	254	37.85%
Polling		1 0.25%	2708	2	1466	1367	99	0	0	853	62.40%	514	37.60%
VBM		1 0.20%	2708	4	2178	2038	140	0	0	1270	62.32%	768	37.68%
Total		1 0.20%	2708	4	2178	2038	140	0	0	1270	62.32%	768	37.68%
Total		0 0.00%	2708	2	712	671	41	0	0	417	62.15%	254	37.85%
Polling		1 0.25%	2708	2	1466	1367	99	0	0	853	62.40%	514	37.60%
VBM		1 0.20%	2708	4	2178	2038	140	0	0	1270	62.32%	768	37.68%
Total		1 0.20%	2708	4	2178	2038	140	0	0	1270	62.32%	768	37.68%
BOARD OF EQUALIZATION STATE BOARD OF EQUAL DIST 2													

Statement of Votes Cast  
2016 CONSOLIDATED GENERAL ELECTION  
SOVC For PASO ROBLES JT UNIFIED SCHOOL DIST, All Counters, SCHOOLS  
FINAL OFFICIAL ELECTION RESULTS

Date:12/05/16  
Time:16:35:59  
Page:32 of 36

		D-16 - SAN MIGUEL JUSD BOND (55%)											
		PLEASANT VALLEY JOINT UNION ELEMENTARY Write-In Votes	Reg. Voters	Vote For	Ballots Cast	Total Votes	Times Blank Voted	Times Over Voted	Number Of Under Votes	YES		NO	
Polling		0 0.00%	2708	2	712	671	41	0	0	417	62.15%	254	37.85%
VBM		1 0.25%	2708	2	1466	1367	99	0	0	853	62.40%	514	37.60%
Total		1 0.20%	2708	4	2178	2038	140	0	0	1270	62.32%	768	37.68%
Polling		0 0.00%	2708	2	712	671	41	0	0	417	62.15%	254	37.85%
VBM		1 0.25%	2708	2	1466	1367	99	0	0	853	62.40%	514	37.60%
Total		1 0.20%	2708	4	2178	2038	140	0	0	1270	62.32%	768	37.68%
SUPERVISOR/COMMISSIONER 1ST SUPERVISORIAL DISTRICT													
Polling		0 0.00%	2708	2	712	671	41	0	0	417	62.15%	254	37.85%
VBM		1 0.25%	2708	2	1466	1367	99	0	0	853	62.40%	514	37.60%
Total		1 0.20%	2708	4	2178	2038	140	0	0	1270	62.32%	768	37.68%
5TH SUPERVISORIAL DISTRICT													
Polling		0 -	0	0	0	0	0	0	0	0	-	0	-
VBM		0 -	0	0	0	0	0	0	0	0	-	0	-
Total		0 -	0	0	0	0	0	0	0	0	-	0	-
Polling		0 0.00%	2708	2	712	671	41	0	0	417	62.15%	254	37.85%
VBM		1 0.25%	2708	2	1466	1367	99	0	0	853	62.40%	514	37.60%
Total		1 0.20%	2708	4	2178	2038	140	0	0	1270	62.32%	768	37.68%
CITIES													
CITY OF EL PASO DE ROBLES													
Polling		0 -	0	0	0	0	0	0	0	0	-	0	-
VBM		0 -	0	0	0	0	0	0	0	0	-	0	-
Total		0 -	0	0	0	0	0	0	0	0	-	0	-
UNINCORPORATED AREAS													
Polling		0 0.00%	2708	2	712	671	41	0	0	417	62.15%	254	37.85%
VBM		1 0.25%	2708	2	1466	1367	99	0	0	853	62.40%	514	37.60%
Total		1 0.20%	2708	4	2178	2038	140	0	0	1270	62.32%	768	37.68%
Polling		0 0.00%	2708	2	712	671	41	0	0	417	62.15%	254	37.85%
VBM		1 0.25%	2708	2	1466	1367	99	0	0	853	62.40%	514	37.60%
Total		1 0.20%	2708	4	2178	2038	140	0	0	1270	62.32%	768	37.68%



Date:12/05/16  
Time:16:35:59  
Page:33 of 36

	M-16 - PASO ROBLES JSD FACILITIES IMPROVEMENT DIST#1 BOND (55%)											
	Reg. Voters	Vote For	Ballots Cast	Total Votes	Times Blank Voted	Times Over Voted	Number Of Under Votes	YES		NO		
Jurisdiction Wide												
CON 101-01												
Polling	-	-	-	-	-	-	-	-	-	-	-	
VBM	-	-	-	-	-	-	-	-	-	-	-	
Total	-	-	-	-	-	-	-	-	-	-	-	
CON 102-02												
Polling	456	1	59	52	7	0	0	27	51.92%	25	48.08%	
VBM	456	1	357	339	18	0	0	178	52.51%	161	47.49%	
Total	456	2	416	391	25	0	0	205	52.43%	186	47.57%	
CON 103-03												
Polling	1384	1	335	315	20	0	0	180	57.14%	135	42.86%	
VBM	1384	1	796	767	29	0	0	389	50.72%	378	49.28%	
Total	1384	2	1131	1082	49	0	0	569	52.59%	513	47.41%	
CON 104-04												
Polling	832	1	220	206	14	0	0	110	53.40%	96	46.60%	
VBM	832	1	526	499	27	0	0	261	52.30%	238	47.70%	
Total	832	2	746	705	41	0	0	371	52.62%	334	47.38%	
CON 105-05												
Polling	670	1	173	163	10	0	0	82	50.31%	81	49.69%	
VBM	670	1	409	386	23	0	0	205	53.11%	181	46.89%	
Total	670	2	582	549	33	0	0	287	52.28%	262	47.72%	
CON 106-06												
Polling	1440	1	338	317	21	0	0	161	50.79%	156	49.21%	
VBM	1440	1	925	871	54	0	0	424	48.68%	447	51.32%	
Total	1440	2	1263	1188	75	0	0	585	49.24%	603	50.76%	
CON 108-04												
Polling	1637	1	311	279	32	0	0	194	69.53%	85	30.47%	
VBM	1637	1	992	918	73	1	0	593	64.60%	325	35.40%	
Total	1637	2	1303	1197	105	1	0	787	65.75%	410	34.25%	
CON 109-05												
Polling	1620	1	454	406	47	1	0	277	68.23%	129	31.77%	
VBM	1620	1	825	761	64	0	0	471	61.89%	290	38.11%	
Total	1620	2	1279	1167	111	1	0	748	64.10%	419	35.90%	
CON 110-05												
Polling	883	1	280	248	32	0	0	153	61.69%	95	38.31%	
VBM	883	1	423	387	36	0	0	237	61.24%	150	38.76%	
Total	883	2	703	635	68	0	0	390	61.42%	245	38.58%	
CON 111-08												
Polling	1008	1	220	209	11	0	0	118	56.46%	91	43.54%	
VBM	1008	1	645	612	33	0	0	339	55.39%	273	44.61%	
Total	1008	2	865	821	44	0	0	457	55.66%	364	44.34%	
CON 112-08												

Statement of Votes Cast  
 2016 CONSOLIDATED GENERAL ELECTION  
 SOVC For PASO ROBLES JT UNIFIED SCHOOL DIST, All Counters, SCHOOLS  
 FINAL OFFICIAL ELECTION RESULTS

Date:12/05/16  
 Time:16:35:59  
 Page:34 of 36

M-16 - PASO ROBLES JUSD FACILITIES IMPROVEMENT DIST#1 BOND (55%)												
	Reg. Voters	Vote For	Ballots Cast	Total Votes	Times Blank Voted	Times Over Voted	Number Of Under Votes	YES			NO	
Polling	1621	1	408	372	35	1	0	200	53.76%		172	46.24%
VBM	1621	1	939	878	61	0	0	522	59.45%		356	40.55%
Total	1621	2	1347	1250	96	1	0	722	57.76%		528	42.24%
CON 113-09												
Polling	883	1	230	206	23	1	0	130	63.11%		76	36.89%
VBM	883	1	490	450	40	0	0	281	62.44%		169	37.56%
Total	883	2	720	656	63	1	0	411	62.65%		245	37.35%
CON 114-10												
Polling	973	1	277	247	30	0	0	157	63.56%		90	36.44%
VBM	973	1	493	468	24	1	0	314	67.09%		154	32.91%
Total	973	2	770	715	54	1	0	471	65.87%		244	34.13%
CON 115-06												
Polling	1771	1	387	348	39	0	0	226	64.94%		122	35.06%
VBM	1771	1	1086	979	107	0	0	545	55.67%		434	44.33%
Total	1771	2	1473	1327	146	0	0	771	58.10%		556	41.90%
CON 116-11												
Polling	1822	1	442	411	31	0	0	286	69.59%		125	30.41%
VBM	1822	1	1069	999	70	0	0	606	60.66%		393	39.34%
Total	1822	2	1511	1410	101	0	0	892	63.26%		518	36.74%
CON 117-06												
Polling	791	1	199	178	21	0	0	109	61.24%		69	38.76%
VBM	791	1	420	391	29	0	0	225	57.54%		166	42.46%
Total	791	2	619	569	50	0	0	334	58.70%		235	41.30%
CON 118-11												
Polling	934	1	257	224	33	0	0	154	68.75%		70	31.25%
VBM	934	1	422	393	29	0	0	270	68.70%		123	31.30%
Total	934	2	679	617	62	0	0	424	68.72%		193	31.28%
CON 119-12												
Polling	1304	1	312	273	39	0	0	175	64.10%		98	35.90%
VBM	1304	1	799	751	48	0	0	435	57.92%		316	42.08%
Total	1304	2	1111	1024	87	0	0	610	59.57%		414	40.43%
CON 120-12												
Polling	1022	1	257	230	27	0	0	139	60.43%		91	39.57%
VBM	1022	1	620	572	48	0	0	309	54.02%		263	45.98%
Total	1022	2	877	802	75	0	0	448	55.86%		354	44.14%
CON 519-03												
Polling	1254	1	256	240	16	0	0	123	51.25%		117	48.75%
VBM	1254	1	820	786	34	0	0	374	47.58%		412	52.42%
Total	1254	2	1076	1026	50	0	0	497	48.44%		529	51.56%
CON 520-06												
Polling	682	1	102	98	4	0	0	38	38.78%		60	61.22%
VBM	682	1	486	456	30	0	0	196	42.98%		260	57.02%

Date:12/05/16  
Time:16:35:59  
Page:35 of 36

M-16 - PASO ROBLES JUSD FACILITIES IMPROVEMENT DIST#1 BOND (55%)												
	Reg. Voters	Vote For	Ballots Cast	Total Votes	Times Blank Voted	Times Over Voted	Number Of Under Votes	YES		NO		
Total	682	2	588	554	34	0	0	234	42.24%	320	57.76%	
MB10												
Polling	379	1	0	0	0	0	0	0	-	0	-	
VBM	379	1	293	281	12	0	0	130	46.26%	151	53.74%	
Total	379	2	293	281	12	0	0	130	46.26%	151	53.74%	
Total												
Polling	23366	21	5517	5022	492	3	0	3039	60.51%	1983	39.49%	
VBM	23366	21	13835	12944	889	2	0	7304	56.43%	5640	43.57%	
Total	23366	42	19352	17966	1381	5	0	10343	57.57%	7623	42.43%	
CONGRESSIONAL												
24TH CONGRESSIONAL DISTRICT												
Polling	23366	21	5517	5022	492	3	0	3039	60.51%	1983	39.49%	
VBM	23366	21	13835	12944	889	2	0	7304	56.43%	5640	43.57%	
Total	23366	42	19352	17966	1381	5	0	10343	57.57%	7623	42.43%	
Total												
Polling	23366	21	5517	5022	492	3	0	3039	60.51%	1983	39.49%	
VBM	23366	21	13835	12944	889	2	0	7304	56.43%	5640	43.57%	
Total	23366	42	19352	17966	1381	5	0	10343	57.57%	7623	42.43%	
SENATE												
17TH SENATORIAL DISTRICT												
Polling	23366	21	5517	5022	492	3	0	3039	60.51%	1983	39.49%	
VBM	23366	21	13835	12944	889	2	0	7304	56.43%	5640	43.57%	
Total	23366	42	19352	17966	1381	5	0	10343	57.57%	7623	42.43%	
Total												
Polling	23366	21	5517	5022	492	3	0	3039	60.51%	1983	39.49%	
VBM	23366	21	13835	12944	889	2	0	7304	56.43%	5640	43.57%	
Total	23366	42	19352	17966	1381	5	0	10343	57.57%	7623	42.43%	
ASSEMBLY												
35TH ASSEMBLY DISTRICT												
Polling	23366	21	5517	5022	492	3	0	3039	60.51%	1983	39.49%	
VBM	23366	21	13835	12944	889	2	0	7304	56.43%	5640	43.57%	
Total	23366	42	19352	17966	1381	5	0	10343	57.57%	7623	42.43%	
Total												
Polling	23366	21	5517	5022	492	3	0	3039	60.51%	1983	39.49%	
VBM	23366	21	13835	12944	889	2	0	7304	56.43%	5640	43.57%	
Total	23366	42	19352	17966	1381	5	0	10343	57.57%	7623	42.43%	
BOARD OF EQUALIZATION												
STATE BOARD OF EQUAL DIST 2												

Statement of Votes Cast  
2016 CONSOLIDATED GENERAL ELECTION  
SOVC For PASO ROBLES JT UNIFIED SCHOOL DIST, All Counters, SCHOOLS  
FINAL OFFICIAL ELECTION RESULTS

Date:12/05/16  
Time:16:35:59  
Page:36 of 36

M-16 - PASO ROBLES JUSD FACILITIES IMPROVEMENT DIST#1 BOND (55%)												
	Reg. Voters	Vote For	Ballots Cast	Total Votes	Times Blank Voted	Times Over Voted	Number Of Under Votes	YES		NO		
Polling	23366	21	5517	5022	492	3	0	3039	60.51%	1983	39.49%	
VBM	23366	21	13835	12944	889	2	0	7304	56.43%	5640	43.57%	
Total	23366	42	19352	17966	1381	5	0	10343	57.57%	7623	42.43%	
Polling	23366	21	5517	5022	492	3	0	3039	60.51%	1983	39.49%	
VBM	23366	21	13835	12944	889	2	0	7304	56.43%	5640	43.57%	
Total	23366	42	19352	17966	1381	5	0	10343	57.57%	7623	42.43%	
SUPERVISOR/COMMISSIONER												
1ST SUPERVISORIAL DISTRICT												
Polling	21430	19	5159	4684	472	3	0	2878	61.44%	1806	38.56%	
VBM	21430	19	12529	11702	825	2	0	6734	57.55%	4968	42.45%	
Total	21430	38	17688	16386	1297	5	0	9612	58.66%	6774	41.34%	
5TH SUPERVISORIAL DISTRICT												
Polling	1936	2	358	338	20	0	0	161	47.63%	177	52.37%	
VBM	1936	2	1306	1242	64	0	0	570	45.89%	672	54.11%	
Total	1936	4	1664	1580	84	0	0	731	46.27%	849	53.73%	
Polling	23366	21	5517	5022	492	3	0	3039	60.51%	1983	39.49%	
VBM	23366	21	13835	12944	889	2	0	7304	56.43%	5640	43.57%	
Total	23366	42	19352	17966	1381	5	0	10343	57.57%	7623	42.43%	
CITIES												
CITY OF EL PASO DE ROBLES												
Polling	16269	13	4034	3631	400	3	0	2318	63.84%	1313	36.16%	
VBM	16269	13	9223	8559	662	2	0	5147	60.14%	3412	39.86%	
Total	16269	26	13257	12190	1062	5	0	7465	61.24%	4725	38.76%	
UNINCORPORATED AREAS												
Polling	7097	8	1483	1391	92	0	0	721	51.83%	670	48.17%	
VBM	7097	8	4612	4385	227	0	0	2157	49.19%	2228	50.81%	
Total	7097	16	6095	5776	319	0	0	2878	49.83%	2898	50.17%	
Polling	23366	21	5517	5022	492	3	0	3039	60.51%	1983	39.49%	
VBM	23366	21	13835	12944	889	2	0	7304	56.43%	5640	43.57%	
Total	23366	42	19352	17966	1381	5	0	10343	57.57%	7623	42.43%	

**EXHIBIT B**

**CERTIFICATE OF PROCEEDINGS  
FOR AUTHORIZATION OF SCHOOL BONDS**

**CERTIFICATE OF PROCEEDINGS  
FOR AUTHORIZATION OF SCHOOL BONDS  
BY THE SUPERINTENDENT OF THE  
PASO ROBLES JOINT UNIFIED SCHOOL DISTRICT**

The undersigned, being the Superintendent of the Paso Robles Joint Unified School District (the "District"), does hereby certify to the Board of Supervisors of San Luis Obispo County (the "Board") regarding the proceedings undertaken by the District for the authorization of general obligation bonds of the District, as follows:

1. That the Board of Trustees of the District, at a regular meeting duly called and held on August 2, 2016, duly and regularly adopted Resolution No. 17-01, Resolution of the Board of Trustees of the Paso Robles Joint Unified School District Ordering a School Bond Election Within the Boundaries of School Facilities Improvement District No. 1, Establishing Specifications of the Election Order, and Requesting Consolidation with Other Elections Occurring on November 8, 2016 (a copy of the Resolution is attached hereto as **Exhibit 1**). The Resolution ordered an election on the question of authorizing general obligation bonds for the District to be held on November 8, 2016.

2. That on or about August 5, 2016, being no fewer than 88 days before November 8, 2016, the District delivered to the County Clerk-Recorder of San Luis Obispo County and the Clerk of the Board of Supervisors of San Luis Obispo County one or more certified copies of the Resolution Calling Election containing specifications of the election order.

3. That the Board of Supervisors of the County of San Luis Obispo, at a meeting duly called and held on September 13, 2016, duly and regularly consented to Consolidate Local Elections with the November 8, 2016 General Election to be held on Tuesday November 8, 2016 (a copy of the consent item is attached hereto as **Exhibit 2**).

4. That the Registrar of Voters fixed and determined a reasonable date prior to the election after which no arguments for or against authorizing the school bonds might be submitted to the Registrar of Voters and published notice of that date as shown by the Proof of Publication of Notice of School Bond Election, Paso Robles Joint Unified School District, Tuesday, November 8, 2016 attached hereto as **Exhibit 3** and as stated in the Certificate of the Registrar of Voters attached hereto as **Exhibit 4**.

5. That at least 29 days prior to the election, the Registrar of Voters issued an order appointing the members of several precinct boards and designating the polling places for the election, as stated in the Certificate of the Registrar of Voters attached hereto as **Exhibit 4**, and the Affidavit of Posting of Notice of Registrar of Voters of San Luis Obispo County of Appointment of Election Officers and Polling Places for the County of San Luis Obispo Statewide Consolidated Election to be Held on November 8, 2016 attached as **Exhibit 5**.

6. That a voters' information pamphlet, which included a sample ballot, a notice of polling place, a printed copy of arguments and rebuttal arguments relating to the school district bond measure, a printed copy of an analysis of the measure prepared by the County Counsel of

San Luis Obispo, a printed copy of a tax rate statement prepared pursuant to Elections Code Section 9401 *et seq.*, an application for absentee ballot, and a notice of elector's rights to an absentee ballot, was mailed to each registered voter, as stated in the Certificate of the Registrar of Voters attached hereto as **Exhibit 4**. A copy of the voters' information pamphlet is attached hereto as **Exhibit 6**.

7. That on December 5, 2016, the County-Clerk Recorder of San Luis Obispo County prepared its Certificate of the County Clerk Results of Canvass of All Votes Cast Paso Robles Joint Unified School District Measure "M-16" Consolidated General Election November 8, 2016 and delivered its Certificate of Election Results to the District, as stated in the Certificate of the Clerk-Recorder attached hereto as **Exhibit 4**. A copy of the Certificate of Election Results is attached hereto as **Exhibit 7**.

8. That the Board of Trustees of the District, at a meeting duly called and held on January 17, 2017, adopted Resolution No. 17-12 (a copy of which is attached hereto as **Exhibit 8**) ordering an entry to be made upon its minutes showing the results of the election and declaring that more than fifty-five percent (55%) of the votes cast were in favor of authorizing school bonds.

Dated: \_\_\_\_\_, 2017

**PASO ROBLES JOINT UNIFIED SCHOOL DISTRICT**

By: \_\_\_\_\_  
Chris Williams, Superintendent

### LIST OF EXHIBITS

- Exhibit 1: Resolution No. 17-01 – Resolution of the Board of Trustees of the Paso Robles Joint Unified School District Ordering a School Bond Election Within the Boundaries of School Facilities Improvement District No. 1, Establishing Specifications of the Election Order, and Requesting Consolidation with Other Elections Occurring on November 8, 2016, *adopted August 2, 2016*
- Exhibit 2: Consent of the Board of Supervisors of San Luis Obispo County dated September 13, 2016 to Consolidate Local Elections with the November 8, 2016 General Election
- Exhibit 3: Proof of Publication and Affidavit of Publication of Notice Fixing Time for Submission of Arguments
- Exhibit 4: Certificate of the Registrar of Voters of San Luis Obispo County
- Exhibit 5: Affidavit of Posting Polling Places for the County of San Luis Obispo Statewide Consolidated Election to be Held on November 8, 2016
- Exhibit 6: Sample Ballot and Voter Information Pamphlet
- Exhibit 7: Certificate of the County Clerk Results of Canvass of All Votes Cast Paso Robles Joint Unified School District Measure M-16 Consolidated General Election November 8, 2016
- Exhibit 8: Resolution No. 17-12 – Resolution of the Board of Trustees of the Paso Robles Joint Unified School District Declaring the Results of the School Bond Election Held November 8, 2016, *adopted January 17, 2017*





**RESOLUTION NO. 17-01**

**RESOLUTION OF THE BOARD OF TRUSTEES OF THE  
PASO ROBLES JOINT UNIFIED SCHOOL DISTRICT  
ORDERING A SCHOOL BOND ELECTION WITHIN THE BOUNDARIES OF SCHOOL  
FACILITIES IMPROVEMENT DISTRICT NO.1, ESTABLISHING SPECIFICATIONS OF  
THE ELECTION ORDER, AND REQUESTING CONSOLIDATION WITH OTHER  
ELECTIONS OCCURRING ON NOVEMBER 8, 2016**

**WHEREAS**, the Paso Robles Joint Unified School District (the "District") is a school district duly organized under the laws of the State of California;

**WHEREAS**, the District previously established School Facilities Improvement District No. 1 of the Paso Robles Joint Unified School District ("SFID No. 1");

**WHEREAS**, the Board of Trustees of the District (the "Board") is authorized, upon a two-thirds vote of the Board, to pursue the authorization and issuance of bonds by a 55% vote of the electorate on the question of whether bonds of the District (the "Bonds") shall be issued and sold for specified purposes, under Article XIII A Section 1 paragraph (b) of the California Constitution ("Article XIII A") and under Education Code Section 15264 *et seq.* (the "Act");

**WHEREAS**, under the Act, the election may be ordered at a primary or general election, a regularly scheduled local election, or a statewide special election;

**WHEREAS**, under Section 10403 *et seq.* of the California Elections Code, it is appropriate for the Board to request consolidation of the election with any and all other elections to be held on Tuesday, November 8, 2016, and to request the San Luis Obispo County Registrar of Voters (the "County Registrar") to perform certain election services for the District;

**WHEREAS**, the Board is specifically authorized to order elections, pursuant to Education Code Sections 15340 *et seq.*, for the purpose of submitting to the electors within the boundaries of SFID No. 1 the question of whether the bonds of the SFID No. 1 shall be issued and sold for purpose of raising money to repair, renovate and equip schools, facilities and classrooms throughout SFID No. 1;

**WHEREAS**, the District has determined that many local schools need basic health and safety improvements, including being retrofitted to bring them up to current building codes, because they were built decades ago, including one school that is over eighty years old, and because the Paso Robles area sits on a major fault line and the area has experienced six earthquakes during the last ten years;

**WHEREAS**, the District has identified substantial school facilities upgrade and repair needs and desires to address those needs by (a) upgrading, repairing, and replacing school infrastructure, including deteriorating restrooms, leaky roofs, plumbing systems and electrical wiring, and removing asbestos, so that students can learn in safe and healthy classrooms; (b) constructing Science, Technology, Engineering, Arts, and Mathematics (STEAM) labs on every campus to prepare students for 21<sup>st</sup> Century jobs; (c) expanding career technical and vocational education programs to prepare students for good-paying jobs, particularly those who choose not to go to college; (d) upgrading campus safety with improved fencing,

cameras, fire and emergency communications systems; and (e) upgrading and replacing outdated heating, ventilation, and air-conditioning (HVAC) systems;

**WHEREAS**, the Board deems it necessary and advisable to submit a bond proposition to the electors within the boundaries of SFID No. 1 that, if approved by the requisite amount of electors voting on the measure, would permit the District to issue the bonds on behalf of SFID No. 1; and

**WHEREAS**, it is desirable that the election to determine whether the bonds shall be issued and sold be consolidated with such other election or elections as may be held on the same day in the same territory or in territory that is in part the same.

**NOW, THEREFORE**, the Board of Trustees of the Paso Robles Joint Unified School District hereby resolves, determined and orders as follows:

**Section 1. Recitals.** The foregoing recitals are true and correct, and are incorporated herein as if fully set forth in the body of this Resolution.

**Section 2. Election Order.** The Board hereby orders an election and submits to the electors of SFID No. 1 the question of whether general obligation bonds of the District shall be issued and sold in the principal amount of \$95 million for the purposes described in the ballot measure approved under Section 4 and attached hereto as Exhibit A (Full Text of the Measure) and Exhibit B (Abbreviated Ballot Measure), and paying costs incident thereto. This Resolution constitutes the order of the District to call such election and shall constitute the "specifications of the election order" pursuant to Education Code Section 5322.

**Section 3. Authority for the Election; Election Date.** Pursuant to Education Code Sections 5304, 5322, 15264 *et seq.*, and Article XVI, Section 18(b) of the California Constitution, an election shall be held within the boundaries of SFID No. 1 on November 8, 2016.

**Section 4. Purpose of Election; Ballot Measure.** The purpose of the election shall be for the voters in SFID No. 1 to vote on a measure, a full copy of which is attached hereto as Exhibit A and marked "Exhibit A – Ballot Measure – Full Text of Measure" (the "Full Text of the Measure"), containing the question of whether the District shall issue the bonds on behalf of SFID No. 1 for the purposes stated therein, together with the accountability requirements of Article XIII A and the requirements of Section 15272 of the Act. The Full Text of the Measure, which commences with the heading "FULL TEXT OF MEASURE" and includes all of the text thereafter on Exhibit A, shall be printed in the voter information pamphlet provided to voters, with such measure designation as is assigned to the measure. As required by Elections Code Section 13247 and Education Code Section 5322, the abbreviated form of the measure to appear on the ballot is attached hereto as Exhibit B and is marked as "Exhibit B – Ballot Measure – Abbreviated Form" (the "Abbreviated Ballot Measure"). The Superintendent and Chief Business Officer, or their designee, are hereby authorized and directed to make any changes to the text of the measure (full text and/or abbreviated measure) as required to conform to any requirements of Article XIII A, the Act, the Elections Code, the San Luis Obispo County Registrar of Voters (the "County Registrar"), the Office of the San Luis Obispo County Counsel or the District's bond counsel.

**Section 5. Use of Bond Proceeds, Facilities Specifications and Audit Requirements.**

(a) Proceeds from the sale of the bonds may be used only for the purposes specified in Article XIII A, section 1(b)(3) of the California Constitution.

(b) The school facilities projects (the "Projects") to be funded are listed in Exhibit A. As required by Article XIII A, the Board hereby certifies that it has evaluated safety, class size reduction, and information technology needs in developing the list of Projects set forth in Exhibit A.

(c) The Board shall conduct an annual, independent performance audit to ensure that the bond funds have been expended only on the specific Projects listed in Exhibit A.

(d) The Board shall conduct an annual, independent financial audit of the proceeds from the sale of the Bonds until all of the proceeds have been expended for the Projects listed in Exhibit A.

**Section 6. Government Code Accountability Requirements.** Pursuant to Government Code sections 53410 and 53411, the District hereby finds or directs that:

(a) the purpose of the Bonds is to fund the facility needs as set forth in the Full Text of the Measure;

(b) the bond proceeds shall only be used on the Projects authorized in the Full Text of the Measure;

(c) all proceeds of the Bonds shall be placed in a separate account; and

(d) the Chief Business Officer of the District shall issue an annual report to the Board containing the amount of funds collected and expended as well as the status of the Projects authorized in the Full Text of the Measure.

**Section 7. Independent Citizens' Oversight Committee.** It is the intent of the Board that, within sixty days of the passage of the Measure, an independent citizens' oversight committee be appointed to ensure that the proceeds of the Bonds are spent only for the specific purposes and Projects identified in Exhibit A. The membership requirements and procedures for such committee shall be established by the Board in accordance with the requirements of law.

**Section 8. Vote Required.** Pursuant to Section 18(b) of Article XVI and Section 1 of Article XIII A of the California Constitution, the bond measure shall become effective only upon affirmative vote of fifty-five percent (55%) of those voters voting on the measure.

**Section 9. Delivery of this Resolution; County Registrar of Voters to Call and Conduct Election.** The Superintendent is hereby directed to send a copy of this Resolution to (1) the San Luis Obispo County Superintendent of Schools, (2) the County Registrar and (3) the San Luis Obispo County Clerk of the Board of Supervisors. Pursuant to Education Code Section 5322, the Resolution shall be received by the County Registrar no later than 88 days prior to the election date, unless otherwise permitted by law.

Pursuant to Section 5303 of the Education Code, the County Registrar is hereby requested to print the full text of the ballot measure in the ballot materials as it appears on Exhibit A hereto, to publish a notice of school bond election in a newspaper of general circulation within SFID No. 1, and to take all steps to prepare for and hold the election within the boundaries of SFID No. 1 in accordance with law and these specifications.

**Section 10. Consolidation with Other Elections.** Pursuant to Sections 5342, 15121, and 15266 of the Education Code and Part 3 (commencing with Section 10400) of Division 10

of the Elections Code, the County Registrar and the San Luis Obispo County Board of Supervisors (the "Board of Supervisors") are hereby requested to consolidate the election ordered hereby with any and all other elections to be held on November 8, 2016 within the District. Pursuant to Section 10403 of the Elections Code, the Board hereby acknowledges that the consolidated election will be held and conducted in the manner prescribed by Section 10418 of the Elections Code.

**Section 11. Services of County Registrar of Voters.** Pursuant to Section 5303 of the Education Code and Section 10002 of the Elections Code, the Board of Supervisors is requested to permit the County Registrar to render all services incident to the preparation for and holding of the election, for which services the District agrees to reimburse County in full from District funds upon presentation of a bill from the County, such services to include the publication of a formal notice of school bond election and the mailing of the sample ballot and tax rate statement (described in Section 9401 of the Elections Code) pursuant to the terms of Section 5363 of the Education Code and the Elections Code. The Board hereby requests the County Registrar to publish the Full Text of the Measure, the Abbreviated Ballot Measure, and the Tax Rate Statement attached hereto as Exhibit C in the ballot materials.

**Section 12. Canvass of Returns.** The Board of Supervisors is authorized to canvass the returns of the election pursuant to Section 10411 of the Elections Code.

**Section 13. Ballot Arguments; Tax Rate Statement.** Any and all members of this Board are hereby authorized to act as an author of any ballot argument prepared in connection with the election, including a rebuttal argument. The Board hereby approves the form of the Tax Rate Statement attached hereto as Exhibit C. The President of the Board, the Superintendent, the Chief Business Officer or any designee of the foregoing, are hereby authorized to execute the attached Tax Rate Statement or other document and to perform all acts necessary to place the bond measure on the ballot.

**Section 14. Authority for the Bonds; Tax Rate.** The Bonds shall be issued under the Act, under the provisions of Section 53506 *et seq.* of the California Government Code, if lawfully available to the District, or under any other provision of law authorizing the issuance of general obligation bonds by school districts. No series of Bonds shall be issued if such issuance would cause the tax rate levied to pay debt service on all of the outstanding Bonds to exceed the Proposition 39 limits per one hundred thousand dollars (\$100,000) of taxable property (as defined in Section 15268 of the Act), based on projections made by the District at the time of issuance of such series of Bonds.

**Section 15. State Matching Funds.** Certain of the Projects may require state matching funds for completion. Approval of SFID No. 1's bond measure does not guarantee that the proposed Projects will be funded beyond the local revenues generated by this bond measure. The District's proposal for the Projects may assume receipt of matching state funds, which could be subject to appropriation by the Legislature or approval of a statewide bond measure. Reductions in state funds may result in a subsequent reduction in funding of Projects provided for herein.

**Section 16. General Authorization with Respect to the Bond Measure.** The members of the Board, the Superintendent, the Chief Business Officer, and the other officers of the District are hereby authorized and directed, individually and collectively, to do any and all things and to execute, deliver, and perform any and all agreements and documents that they deem necessary or advisable in order to effectuate the purposes of this Resolution, including, without limitation, to prepare and submit a tax rate statement for inclusion in the voter information pamphlet and an argument in favor of passage of the ballot proposition. All

actions heretofore taken by the officers and agents of the District that are in conformity with the purposes and intent of this Resolution are hereby ratified, confirmed, and approved in all respect.

**Section 17. Financial Advisor.** The firm of Dale Scott & Company is hereby retained as financial advisor with respect to the Bonds. The Superintendent, the Chief Business Officer, and their respective designees, and each of them individually, are hereby authorized to execute and deliver a legal services agreement with such firm in the form of such agreement on file with the Secretary of the Board.

**Section 18. Bond and Disclosure Counsel.** The law firm of Dannis Woliver and Kelly is hereby retained to provide pre-election services and, following passage of the bond measure, as bond and disclosure counsel to the District with respect to the Bonds. The Superintendent, the Chief Business Officer, and their respective designees, and each of them individually, are hereby authorized to execute and deliver a legal services agreement with such firm in the form of such agreement on file with the Secretary of the Board.

**Section 19 Official Intent to Reimburse Expenditures.** The District intends to undertake the Projects as identified in Exhibit A. The District intends to use the proceeds of the general obligation bonds described in this Resolution to finance the Projects. The District may pay certain capital expenditures (the "Reimbursement Expenditures") in connection with the Projects prior to the issuance of the Bonds. The District reasonably expects that Bonds in an amount not expected to exceed \$95 million will be issued by it for the purpose of financing the Projects on a long-term basis and that certain of the proceeds of such debt obligations may be used to reimburse the District for the Reimbursement Expenditures. The Board hereby declares the District's official intent to use a portion of the proceeds of the Bonds to reimburse the District for the Reimbursement Expenditures. The foregoing statement is a declaration of official intent that is made under and only for the purpose of establishing compliance with the requirements of Treasury Regulations section 1.150-2.


**Section 20. Effective Date.** This Resolution shall take effect immediately upon its adoption.

**PASSED AND ADOPTED** by the following vote of the members of the Board of Trustees of the Paso Robles Joint Unified School District, San Luis Obispo County, California, this 2nd day of August 2016:

<b>AYES:</b>	<u>7</u>
<b>NOES:</b>	<u>0</u>
<b>ABSTAIN:</b>	<u>0</u>
<b>ABSENT:</b>	<u>0</u>

  
\_\_\_\_\_  
President, Board of Trustees

ATTEST:

  
\_\_\_\_\_  
Secretary, Board of Trustees

## EXHIBIT A

### BALLOT MEASURE FULL TEXT OF MEASURE

---

To repair, acquire, upgrade, equip and construct school classrooms and facilities including science, technology, engineering, arts, and math classrooms; expand career technical education; replace aging portables, fix leaky roofs, repair deteriorating plumbing/ electrical wiring; and improve building earthquake safety, shall the School Facilities Improvement District No.1 of Paso Robles Joint Unified School District be authorized to issue \$95,000,000 of bonds with legal interest rates, independent citizens' oversight, annual audits, all funds spent on local schools and not for administrator salaries or taken by the State?

Bonds—Yes

Bonds—No

---

### **BOND AUTHORIZATION**

By approval of this proposition by at least 55 percent of the registered voters voting on the measure within School Facilities Improvement District No. 1 of the Paso Robles Joint Unified School District ("SFID No. 1"), the Paso Robles Joint Unified School District (the "District") will be authorized to issue and sell bonds on behalf of SFID No. 1 of up to \$95 million in aggregated principal at interest rates not in excess of the legal limit and to provide financing for the specific projects listed in the Bond Project List described below, subject to all the accountability requirements specified below.

The Bonds may be issued under the provisions of the California Education Code (starting at Section 15100), under the provisions of the California Government Code (starting at Section 53506), or under any other provision of law authorizing the issuance of general obligation bonds by school districts. The Bonds may be issued in series by the District from time to time, and each series of Bonds shall mature within the legal limitations set forth in the applicable law under which the Bonds are issued.

### **FINANCING PLAN**

The District intends to use the Bonds to repair, renovate and equip schools, facilities and classrooms throughout SFID No. 1 as set forth on the Bond Project List. No series of Bonds will be issued if such issuance would cause the tax rate levied to pay debt service on all of the outstanding Bonds to exceed the Proposition 39 limits per one hundred thousand dollars (\$100,000) of taxable property, based on projections made by the District at the time of issuance of such series of Bonds.

## **ACCOUNTABILITY REQUIREMENTS**

The provisions in this section are specifically included in this proposition in order that the voters and taxpayers in SFID No. 1 may be assured that their money will be spent wisely. Expenditures to address specific facility needs of the District will be in compliance with the requirements of Article XIII A, Section 1(b)(3), of the State Constitution and the Strict Accountability in Local School Construction Bonds Act of 2000 (codified at Education Code Sections 15264 and following).

**Evaluation of Needs.** The Board of Trustees of the District (the "Board of Trustees") has identified detailed facility needs of the District and has determined which projects to finance from a local bond at this time. The Board of Trustees hereby certifies that it has evaluated safety, class size reduction, enrollment growth, and information technology needs in developing the Bond Project List shown below.

**Independent Citizens' Oversight Committee.** The Board of Trustees shall establish an Independent Citizens' Oversight Committee under Education Code Section 15278 and following to ensure that bond proceeds are expended only on the school facilities projects listed below. The committee will be established within 60 days of the date when the results of the election appear in the minutes of the Board of Trustees.

**Performance Audits.** The Board of Trustees shall conduct an annual, independent performance audit to ensure that the bond proceeds have been expended only on the school facilities projects described in the Bond Project List below.

**Financial Audits.** The Board of Trustees shall conduct an annual, independent financial audit of the bond proceeds until all of those proceeds have been spent for the school facilities projects described in the Bond Project List below.

**Annual Report.** The Chief Business Officer of the District will cause an annual report to be filed with the Board of Trustees, the first report to be filed not later than one year after the issuance of the first series of the bonds, which report will contain pertinent information regarding the amount of funds collected and expended, as well as the status of the projects listed in this measure, as required by applicable California law.

**Expenditure of Bond Proceeds.** The proceeds from the sale of the SFID No. 1's bonds will be used only for the purposes specified in this measure, and not for any other purpose. Such proceeds will be deposited into a Project Fund to be held by the San Luis Obispo County Treasurer, as required by the California Education Code.

## **FURTHER SPECIFICATIONS**

**No Administrator Salaries.** Proceeds from the sale of bonds authorized by this proposition shall be used only for the school facilities projects on the Bond Project List below, and not for any other purpose, including teacher and administrator salaries and other school operating expenses.



## **BOND PROJECT LIST**

The Board of Trustees of the Paso Robles Joint Unified School District is committed to protecting the quality of education in our local schools with safe, secure, upgraded classrooms and labs so that all students are prepared for college and/or good paying jobs. To that end, the Board evaluated the District's facility's needs and prepared a comprehensive 2016 Facilities Master Plan to develop the scope of projects to be funded. The Board, in developing the project list and priorities, solicited input from community members, teachers, and staff.

Proceeds of the Bonds will be used to upgrade, repair, construct, renovate and equip schools, facilities and classrooms (as listed below) throughout SFID No. 1. The exact size, configuration and location of each project will be determined by the Board of Trustees based on the needs of the District.

**Major repairs, renovations, improvements, constructions and equipment acquisitions shall include but not be limited to:**

- Constructing or renovating Science, Technology, Engineering, Arts, Math (STEAM) facilities and classrooms
- Upgrading career technical education/vocational education facilities to align curriculum and facilities across grade levels
- Replacing portable classrooms with permanent facilities
- Repairing or replacing leaking roofs, deteriorating plumbing, heating and air conditioning systems, where needed
- Constructing new classrooms and classroom buildings
- Renovating and repairing existing classrooms and school facilities
- Updating safety, security and fire alarm systems
- Constructing or renovating multipurpose rooms
- Upgrading electrical systems to support demands of modern technology
- Constructing and improving school libraries
- Upgrading science labs

**Specific projects and District facilities to be improved include:**

### **Daniel E. Lewis Middle School**

- Build two story classroom building
- Construct new classrooms
- Remove relocatables
- Upgrade library/multipurpose room/computer lab
- Expand library
- Refurbish restrooms and locker rooms
- Improve parking and student drop-off

### **George H. Flamson Middle School**

- Construct new classrooms
- Build new cafeteria
- Renovate existing classrooms
- Replace locker rooms, fitness and wrestling rooms
- Remove antiquated buildings
- Improve playfields

Georgia Brown Dual Immersion Magnet School

- Construct new classrooms
- Remove relocatables
- Renovate shade structure and gazebo
- Renovate playfields
- Construct new library and multi-purpose room
- Renovate kindergarten
- Renovate existing classrooms and school buildings
- Expand hard court
- Improve student drop-off
- Improve bus drop-off

Kermit King Elementary School

- Construct new classrooms
- Remove relocatable
- Renovate shade structure
- Field Renovation
- Improve student drop-off and parking

Paso Robles Jt. USD Aquatics Complex

- Construct 50-meter competition and 25-meter lap pools
- Construct pool deck
- Install bleachers and concessions
- Build changing rooms, locker rooms and restrooms
- Construct pool equipment room
- Install solar water heating

Virginia Peterson Elementary School

- Construct new classrooms
- Remove relocatables
- Renovate playfields
- Improve handicap access
- Improve bus drop-off

Glen Speck Academy of the Arts

- Construct new classrooms
- Remove relocatables and antiquated building
- Upgrade library
- Build computer lab
- Renovate student restrooms, school office and support facilities
- Renovate playfields
- Improve and expand hard court
- Construct multi-purpose room/performing arts building
- Improve parking and student drop-off
- Renovate existing classrooms and facilities

Marie Bauer Preschool

- Remove existing buildings
- Improve existing parking and student drop-off
- Construct classrooms
- Build new play area
- Add new parking

Pat Butler Elementary School

- Construct new classrooms
- Improve handicap access
- Remove relocatable
- Move ball wall
- Renovate shade structure
- Re-grade playfields
- Improve student drop-off and parking area

Winifred Pifer Elementary School

- Renovate shade structure
- Renovate playfields
- Improve student drop-off

**Scope of Projects.** The Projects which are described above include all related and incidental costs, including their share of the costs of the election and bond issuance and costs of design, engineering, architect and other professional services, inspections, site preparation, demolition, utilities, and other planning, legal, accounting and similar costs, independent annual financial and performance audits, a customary contingency, and other costs incidental to and necessary for completion of the listed Projects.

In addition to the Projects listed above, the repair and renovation of each of the existing school facilities may include, but not be limited to, some or all of the following: renovate student and staff restrooms; installation of signage, clocks, bells and fencing; repair and replace heating and ventilation systems; upgrade of facilities for energy efficiencies; repair and replace worn-out and deteriorated roofs, windows, walls, doors and drinking fountains; improve school facilities for disability access; install wiring and electrical systems to safely accommodate computers, technology and other electrical devices and needs; upgrade support facilities, repair and replace gas, water and sewer systems and lines, fire alarms, emergency communications and security systems; resurface or replace hard courts, asphalt, turf and irrigation systems and campus landscaping; interior and exterior painting and floor covering; demolition; construct various forms of storage and support spaces and classrooms; repair, upgrade and install interior and exterior lighting systems; improve or reconstruct playgrounds, athletic fields and play apparatus; and replace outdated security fences and security systems (including access control systems).

The scope and nature of any of the specific Projects described may be altered by the District as required by unforeseen conditions that may arise during the course of design and construction. In the event that a modernization or renovation project will result in higher costs than relocation and construction, this bond measure authorizes land acquisition, relocation and reconstruction, and all costs relating thereto, for said reasons or based on other considerations deemed in the best interest of the District by the Board of Trustees. In addition, this measure authorizes the acquisition of real property required to expand or provide school facility projects at the listed sites.

The aquatic facility will be a district wide facility supporting physical education, athletic, swimming, and emergency water safety programs in all schools as well as for community use outside of school hours, including senior health and wellness programs. The facility is currently planned to be constructed on the Paso Robles High School campus. In addition to bond funding, the District will seek private donations and joint-use funding to complete the project.

Bond proceeds may also be expended to acquire equipment in any classroom or other educational facility within the District. The District may alter the scope and nature of any of the specific projects that are described below as required by conditions that arise over time.

Whenever specific items are included in the following list, they are presented to provide examples and are not intended to limit the generality of the broader description of authorized projects. The order in which particular projects are listed is not intended to indicate priority for funding or completion.

**Projects Subject to Available Funding.** The foregoing list of projects is subject to the availability of adequate funding to the District for SFID No. 1. Approval of the bond measure does not guarantee that the proposed projects in SFID No. 1 that are the subject of bonds under the measure will be funded beyond the local revenues generated by the bond measure. The District plans to pursue funds from the State of California, if available, to complete certain of the identified Projects. The District's proposal for the Projects may assume the receipt of matching state funds, which could be subject to appropriation by the Legislature or approval of a statewide bond measure.

**EXHIBIT B**

**BALLOT MEASURE  
ABBREVIATED FORM**

---

To repair, acquire, upgrade, equip and construct school classrooms and facilities including science, technology, engineering, arts, and math classrooms; expand career technical education; replace aging portables, fix leaky roofs, repair deteriorating plumbing/ electrical wiring; and improve building earthquake safety, shall the School Facilities Improvement District No.1 of Paso Robles Joint Unified School District be authorized to issue \$95,000,000 of bonds with legal interest rates, independent citizens' oversight, annual audits, all funds spent on local schools and not for administrator salaries or taken by the State?

Bonds—Yes

Bonds—No

---

## EXHIBIT C

### TAX RATE STATEMENT PASO ROBLES JOINT UNIFIED SCHOOL DISTRICT

An election will be held in School Facilities Improvement District No. 1 of the Paso Robles Joint Unified School District ("SFID No. 1") on November 8, 2016, to authorize the sale of up to \$95 million in bonds of SFID No. 1 to finance school facilities.

If the bonds are authorized and sold, debt service thereon will be payable from the proceeds of tax levies made upon the taxable property within SFID No. 1. The following information is provided in compliance with Sections 9400-9404 of the Elections Code of the State of California.

1. The best estimate of the tax which would be required to be levied to fund this bond issue during the first fiscal year after the sale of the first series of bonds, based on estimated assessed valuations available at the time of filing of this statement, is \$0.04853 per \$100 (\$48.53 per \$100,000) of assessed valuation in fiscal year 2017 - 2018.

2. The best estimate of the tax which would be required to be levied to fund this bond issue during the first fiscal year after the sale of the last series of bonds, based on estimated assessed valuations available at the time of filing of this statement, is \$0.04853 per \$100 (\$48.53 per \$100,000) of assessed valuation in fiscal year 2026 - 2027.

3. The best estimate of the highest tax rate which would be required to be levied to fund this bond issue, based on estimated assessed valuations available at the time of filing of this statement, is \$0.04853 per \$100 (\$48.53 per \$100,000) of assessed valuation in fiscal years 2017 - 2018.

4. The best estimate of the average tax rate which would be required to be levied to fund this bond issue during the life of the bonds, based on estimated assessed valuations available at the time of filing of this statement, is \$0.04775 per \$100 (\$47.75 per \$100,000) of assessed valuation.


5. The best estimate of the total debt service, including principal and interest, that would be required to be repaid if all the bonds are issued and sold is \$163,477,337.

Voters should note that the estimated tax rates are based on the *ASSESSED VALUE* of taxable property on the County's official tax rolls, not on the property's market value. Property owners should consult their own property tax bills to determine their property's assessed value and any applicable tax exemptions.

Attention of all voters is directed to the fact that the foregoing information is based upon the District's projections and estimates only, which are not binding upon the District and SFID No. 1. The actual tax rates and the years in which they will apply may vary from those presently estimated, due to variations from these estimates in the timing of bond sales, the amount of bonds sold and market interest rates at the time of each sale, and actual assessed valuations over the term of repayment of the bonds.

The dates of sale and the amount of bonds sold at any given time will be determined by the District based on the need for construction funds and other factors, including the legal limitations on bonds approved by a 55% vote. The actual interest rates at which the bonds will be sold will depend on the bond market at the time of each sale. Actual future assessed valuation will depend upon the amount and value of taxable property within SFID No. 1 as determined by the County Assessor in the annual assessment and the equalization process.

Dated: August 2, 2016

A handwritten signature in black ink, consisting of several loops and a final flourish, positioned above a horizontal line.

---

Chris Williams, Superintendent  
Paso Robles Joint Unified School District

CERTIFICATION

I, Chris Williams, Secretary of the Board of Trustees of the Paso Robles Joint Unified School District, do hereby certify that the foregoing is a full, true, and correct copy of a resolution duly approved and adopted by the Board of Trustees of the District at a special meeting thereof held on August 2, 2016, of which meeting all the members of the Board of Trustees had due notice and at which a majority thereof were present, and that at the meeting the resolution was adopted by the following vote:

**AYES:**

7

**NOES:**

0

**ABSENT:**

0


**ABSTAIN:**

0

An agenda for the meeting was posted at least twenty-four (24) hours before the meeting at the offices of the District at 800 Niblick Road, Paso Robles Joint California 93446, a location freely accessible to members of the public, and a brief description of the resolution appeared on the agenda.

I have carefully compared the foregoing resolution with the original minutes of the meeting on file and of record in my office, and the foregoing is a full, true, and correct copy of the original resolution adopted at the meeting and entered in the minutes.

Date: August 2, 2016



\_\_\_\_\_  
Secretary of the Board of Trustees  
Paso Robles Joint Unified School District





**COUNTY OF SAN LUIS OBISPO BOARD OF SUPERVISORS  
AGENDA ITEM TRANSMITTAL**

(1) DEPARTMENT Clerk-Recorder	(2) MEETING DATE 9/13/2016	(3) CONTACT/PHONE Elaina Cano (805) 781-5144	
(4) SUBJECT Submittal of resolutions from school districts, special districts and cities (Clerk's File) requesting consolidation of district elections with the November 8, 2016, Consolidation General Election. All Districts.			
(5) RECOMMENDED ACTION It is recommended that your Board approve the resolutions from school districts, special districts and cities (Clerk's File) requesting consolidation of their biennial elections with the November 8, 2016, Consolidated General Election.			
(6) FUNDING SOURCE(S) General Fund and City/District Reimbursement	(7) CURRENT YEAR FINANCIAL IMPACT \$550,000.00	(8) ANNUAL FINANCIAL IMPACT \$0.00	(9) BUDGETED? Yes
(10) AGENDA PLACEMENT { X } Consent   { } Presentation   { } Hearing (Time Est. ____ )   { } Board Business (Time Est. ____ )			
(11) EXECUTED DOCUMENTS { X } Resolutions   { } Contracts   { } Ordinances   { } N/A			
(12) OUTLINE AGREEMENT REQUISITION NUMBER (OAR) N/A		(13) BUDGET ADJUSTMENT REQUIRED? BAR ID Number: { } 4/5 Vote Required   { X } N/A	
(14) LOCATION MAP N/A	(15) BUSINESS IMPACT STATEMENT? N/A	(16) AGENDA ITEM HISTORY { X } N/A   Date: _____	
(17) ADMINISTRATIVE OFFICE REVIEW <i>Nikki J. Schmidt</i>			
(18) SUPERVISOR DISTRICT(S) All Districts			

## County of San Luis Obispo



TO: Board of Supervisors

FROM: Clerk-Recorder / Elaina Cano (805) 781-5144

DATE: 9/13/2016

SUBJECT: Submittal of resolutions from school districts, special districts and cities (Clerk's File) requesting consolidation of district elections with the November 8, 2016, Consolidation General Election. All Districts.

### **RECOMMENDATION**

It is recommended that your Board approve the resolutions from school districts, special districts and cities (Clerk's File) requesting consolidation of their biennial elections with the November 8, 2016, Consolidated General Election.

### **DISCUSSION**

Whenever an election called by a district or city for the submission of any question or office to be filled is to be held on the same day as a statewide election, the district or city shall file a resolution of its governing board requesting consolidation of the election with the statewide election. By consolidating, the measures and offices to be filled will be on the same ballot as the statewide offices and measures. The resolution to consolidate must be filed with the Board of Supervisors and the Elections Official at least 88 days prior to the election.

All school, community services and special districts in San Luis Obispo County have filed the required resolutions and are requesting consolidation. In addition, the Cities of Arroyo Grande, Atascadero, El Paso De Robles, Grover Beach, Morro Bay, Pismo Beach and San Luis Obispo have filed the required resolutions and are requesting consolidation.

### **OTHER AGENCY INVOLVEMENT/IMPACT**

The districts and cities referenced above have filed the required resolutions as required by law.

### **FINANCIAL CONSIDERATIONS**

The current estimate of the total cost of the election is \$550,000. Each district and city will be billed for their pro-rata share of the costs of conducting the election. In the resolutions requesting consolidation, the districts and cities have agreed to reimburse the county for these costs.

### **RESULTS**

To comply with the Election Code requiring Board approval of the consolidation of district and city elections with the statewide general election.

### **ATTACHMENTS**

1. Clerk's Filed

## **CLERK'S FILED STATEMENT**

A copy of the following resolutions are on file with the County Clerk  
Recorder's Office:

SCHOOL DISTRICTS: San Luis Obispo County Board of Education; San Luis Obispo County Community College District (Cuesta); Santa Barbara County Board of Education; Atascadero Unified School District; Coast Unified School District; Cuyama Joint Unified School District; Lucia Mar Unified School District; Paso Robles Joint Unified School District; San Luis Coastal Unified School District; San Miguel Joint Union School District; Santa Maria-Bonita School District; Shandon Joint Unified School District; Templeton Unified School District; Santa Maria Joint Union High School District; Cayucos Elementary School District; Pleasant Valley Joint Union School District.

COMMUNITY SERVICES DISTRICTS: Avila Beach Community Services District; California Valley Community Services District; Cambria Community Services District; Creston Hills Ranch Community Services District; Ground Squirrel Hollow Community Services District; Heritage Ranch Community Services District; Independence Ranch Community Services District; Los Osos Community Services District; Nipomo Community Services District; Oceano Community Services District; San Miguel Community Services District; San Simeon Community Services District; Squire Canyon Community Services District; Templeton Community Services District.

SPECIAL DISTRICT: Port San Luis Harbor District; Cayucos Fire Protection District; Santa Margarita Fire Protection District; Cambria Community Healthcare District; Cayucos Sanitary District; Garden Farms Community Water District, Santa Maria Valley Water Conservation District.

CITIES: City of Arroyo Grande, City of Atascadero; City of El Paso De Robles; City of Grover Beach; City of Morro Bay; City of Pismo Beach and the City of San Luis Obispo.

The public can access a copy of these resolutions at the County Clerk  
Recorder's Office.



# THE Newspaper of the Central Coast TRIBUNE

3825 South Higuera • Post Office Box 112 • San Luis Obispo, CA

In The Superior Court of The State of California  
In and for the County of San Luis Obispo  
AFFIDAVIT OF PUBLICATION

AD # 2609190  
COUNTY OF SAN LUIS OBISPO  
CLERK RECORDER

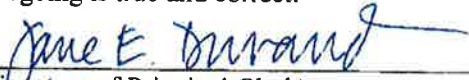
STATE OF CALIFORNIA

ss.

County of San Luis Obispo

I am a citizen of the United States and a resident of the County aforesaid; I am over the age of eighteen and not interested in the above entitled matter; I am now, and at all times embraced in the publication herein mentioned was, the principal clerk of the printers and publishers of THE TRIBUNE, a newspaper of general circulation, printed and published daily at the City of San Luis Obispo in the above named county and state; that notice at which the annexed clippings is a true copy, was published in the above-named newspaper and not in any supplement thereof – on the following dates to wit; AUGUST 10, 2016 that said newspaper was duly and regularly ascertained and established a newspaper of general circulation by Decree entered in the Superior Court of San Luis Obispo County, State of California, on June 9, 1952, Case #19139 under the Government Code of the State of California.

I certify (or declare) under the penalty of perjury that the foregoing is true and correct.

  
(Signature of Principal Clerk)

DATED: AUGUST 10, 2016  
AD COST: \$334.08

## NOTICE FIXING TIME FOR SUBMISSION OF ARGUMENTS FOR OR AGAINST MEASURE M-16

NOTICE IS HEREBY GIVEN, by the County Clerk of San Luis Obispo County, State of California, that at the Consolidated Presidential General Election to be held on Tuesday, November 8, 2016, the following bond measure will be submitted to the voters of Paso Robles Joint Union School District – School Facilities Improvement District No.1:

### MEASURE M-16

"To repair, acquire, upgrade, equip and construct school classrooms and facilities including science, technology, engineering, arts, and math classrooms; expand career technical education; replace aging portables, fix leaky roofs, repair deteriorating plumbing/ electrical wiring, and improve building earthquake safety, shall the School Facilities Improvement District No.1 of Paso Robles Joint Unified School District be authorized to issue \$95,000,000 of bonds with legal interest rates, independent citizens' oversight, annual audits, all funds spent on local schools and not for administrator salaries or taken by the State?"

BONDS - YES

BONDS - NO

Arguments FOR or AGAINST this measure should be submitted to the Office of the County Clerk-Recorder, 1055 Monterey Street, D120, San Luis Obispo, not later than 5:00 p.m., Monday, August 15, 2016, which has been determined by the County Clerk-Recorder to be a reasonable date based upon the time necessary to prepare, print and distribute the arguments to the voters as provided by law. Arguments shall not exceed 300 words in length and shall be titled either "Argument in Favor of Measure M-16" or "Argument Against Measure M-16". Arguments may be submitted by the Governing Board of the district or any member or members of the governing board authorized by the board, any individual voter who is eligible to vote on the measure; any bona fide association of citizens, or any combination of these voters and associations.

No argument will be accepted unless it is signed by the person or persons submitting it, or, if submitted on behalf of an organization, the name of the organization and the name of at least one of its principal officers. No more than five signatures shall appear with any argument. If there are more than five signatures only the first five will be printed. Arguments shall be typed in paragraph form and shall be submitted electronically along with the hard copy. Arguments must be accompanied by the following form statement (on a separate sheet), to be signed by each author or proponent of the argument:

"The undersigned (proponents) or (authors) of the (primary) or (rebuttal) argument (in favor of) or (against) ballot Measure M-16 at the Consolidated Presidential General Election to be held on November 8, 2016, hereby state that such argument is true and correct to the best of (his) (her) (their) knowledge and belief."

NOTICE IS ALSO HEREBY GIVEN that if more than one argument FOR or more than one argument AGAINST the Measure is submitted, the County Clerk-Recorder will select the argument FOR and the argument AGAINST, according to law. If an argument FOR and an argument AGAINST the Measure is filed, the County Clerk-Recorder will send a copy to the respective opposing authors in order that they may prepare and submit a rebuttal argument. Rebuttal arguments, if applicable, shall be titled "Rebuttal to Argument in Favor of or Against Measure M-16". Rebuttal arguments shall not exceed 250 words in length and shall be filed no later than 5:00 p.m., Monday, August 22, 2016.

The ten-day public examination period for Primary Arguments is August 16-25, 2016. The Public Examination Period for Rebuttal Arguments (if applicable) is August 23-September 1. Any challenge to the validity of the arguments must be filed within the 10 day public examination period.

Dated: August 5, 2016  
TOMMY GONG, County Clerk-Recorder  
By Elaine Cano, Assistant County Clerk-Recorder  
August 10, 2016

2609190

**NOTICE FIXING TIME FOR SUBMISSION OF ARGUMENTS  
FOR OR AGAINST MEASURE M-16**

**NOTICE IS HEREBY GIVEN**, by the County Clerk of San Luis Obispo County, State of California, that at the Consolidated Presidential General Election to be held on Tuesday, November 8, 2016, the following bond measure will be submitted to the voters of Paso Robles Joint Union School District – School Facilities Improvement District No.1:

**MEASURE M-16**

"To repair, acquire, upgrade, equip and construct school classrooms and facilities including science, technology, engineering, arts, and math classrooms; expand career technical education; replace aging portables, fix leaky roofs, repair deteriorating plumbing/ electrical wiring; and improve building earthquake safety, shall the School Facilities Improvement District No.1 of Paso Robles Joint Unified School District be authorized to issue \$95,000,000 of bonds with legal interest rates, independent citizens' oversight, annual audits, all funds spent on local schools and not for administrator salaries or taken by the State?"

BONDS - YES

BONDS - NO

Arguments FOR or AGAINST this measure should be submitted to the Office of the County Clerk-Recorder, 1055 Monterey Street, D120, San Luis Obispo, not later than 5:00 p.m., **Monday, August 15, 2016**, which has been determined by the County Clerk-Recorder to be a reasonable date based upon the time necessary to prepare, print and distribute the arguments to the voters as provided by law. Arguments shall not exceed **300** words in length and shall be titled either "Argument in Favor of Measure M-16" or "Argument Against Measure M-16". Arguments may be submitted by the Governing Board of the district or any member or members of the governing board authorized by the board, any individual voter who is eligible to vote on the measure; any bona fide association of citizens, or any combination of these voters and associations.

No argument will be accepted unless it is signed by the person or persons submitting it, or, if submitted on behalf of an organization, the name of the organization and the name of at least one of its principal officers. No more than five signatures shall appear with any argument. If there are more than five signatures only the first five will be printed. Arguments shall be typed in paragraph form and shall be submitted electronically along with the hard copy. Arguments must be accompanied by the following form statement (on a separate sheet), to be signed by each author or proponent of the argument:

"The undersigned (proponents) or (authors) of the (primary) or (rebuttal) argument (in favor of) or (against) ballot Measure M-16 at the Consolidated Presidential General Election to be held on November 8, 2016, hereby state that such argument is true and correct to the best of (his) (her) (their) knowledge and belief."

**NOTICE IS ALSO HEREBY GIVEN** that if more than one argument FOR or more than one argument AGAINST the Measure is submitted, the County Clerk-Recorder will select the argument FOR and the argument AGAINST, according to law. If an argument FOR and an argument AGAINST the Measure is filed, the County Clerk-Recorder will send a copy to the respective opposing authors in order that they may prepare and submit a rebuttal argument. Rebuttal arguments, if applicable, shall be titled "Rebuttal to Argument in Favor of or Against Measure M-16". Rebuttal arguments shall not exceed **250** words in length and shall be filed no later than 5:00 p.m., **Monday, August 22, 2016**.

The ten-day public examination period for Primary Arguments is August 16-25, 2016. The Public Examination Period for Rebuttal Arguments (if applicable) is August 23-September 1. Any challenge to the validity of the arguments must be filed within the 10 day public examination period.

Dated: August 5, 2016

TOMMY GONG, County Clerk-Recorder  
By Elaina Cano, Assistant County Clerk-Recorder



**CERTIFICATE OF THE  
CLERK-RECORDER OF SAN LUIS OBISPO COUNTY**

I, Tommy Gong, Clerk-Recorder, San Luis Obispo County, California, do hereby certify as follows:

1. On October 7, 2016, which was at least 29 days prior to the bond election held on November 8, 2016, in the Paso Robles Joint Unified School District, pursuant to Elections Code section 12286, the member of the precinct boards were appointed and the polling places for the election were designated. Thereafter the list of the polling places and precinct board members appointed were posted in the Office of the County Clerk-Recorder and posted to the website of the County Clerk-Recorder pursuant to Elections Code section 12105.5(a).


2. I caused to be mailed, postage prepaid, to each elector residing in the Paso Robles Joint Unified School District, qualified to vote at the bond election held on November 8, 2016, a voters' pamphlet containing a sample ballot, notice of polling place, arguments and rebuttal arguments (if any) relating to the school district bond measure, the analysis of the measure prepared by the San Luis Obispo County Counsel pursuant to law, a tax rate statement prepared pursuant to Elections Code sections 9400 to 9404, an application for absentee ballot in accordance with Elections Code section 3022, and a notice of the elector's right to an absentee ballot in accordance with the provisions of Elections Code section 13315.

3. The mailing of the voters' pamphlet was completed on September 29, 2016, not more than 40 nor less than 21 days before the day fixed for the election, as required by Elections Code section 13303.

4. Prior to printing the voter's pamphlet, the materials to be printed therein were made available for public inspection in my office for 10 days, between August 16, 2016, and August 25, 2016, inclusive.

5. A copy of the certified statement of the results of the election issued by me on December 2, 2016, was delivered to the Board of Trustees of the District on December 5, 2016, which was not later than 28 days following the election, as required by Elections Code section 15372.

Dated: January 3, 2016

  
\_\_\_\_\_  
Tommy Gong  
Clerk-Recorder, San Luis Obispo County





# Office of the County Clerk-Recorder

COUNTY OF SAN LUIS OBISPO ♦ 1055 MONTEREY ST. RM. D120 ♦ SAN LUIS OBISPO, CA 93408 ♦ (805) 781-5080/5088



TOMMY GONG  
COUNTY CLERK RECORDER

ELAINA CANO  
ASSISTANT COUNTY CLERK RECORDER

## PASO ROBLES JOINT UNIFIED SCHOOL DISTRICT MEASURE D-16

### AFFIDAVIT OF POSTING

I, Tommy Gong, do hereby certify that:

1. I am the Clerk-Recorder of San Luis Obispo County, California.
2. Pursuant to Elections Code Section 12105.5 (a), I posted or caused to be posted the list of polling places and assigned polling place workers were posted by the ten (10) day deadline prior to the election and the final list of workers was posted within the thirty (30) days after the election, as required by law.

I certify under penalty of perjury that the foregoing is true and correct.

January 3, 2017

Tommy Gong, County Clerk-Recorder



**OFFICIAL BALLOT**  
**NOVEMBER 8, 2016**  
**CONSOLIDATED GENERAL ELECTION**  
**SAN LUIS OBISPO COUNTY, CALIFORNIA**

**BT 23**

**INSTRUCTIONS TO VOTERS:**

To vote, fill in the oval like this:  **Vote both sides of the card.**

To vote for the candidate of your choice, fill in the OVAL next to the candidate's name. Do not vote for more than the number of candidates allowed (e.g. Vote for no more than Two). To vote for a qualified write-in candidate, write in the candidate's full name on the Write-In line and fill in the OVAL next to it. To vote on a measure, fill in the OVAL next to the word "Yes" or the word "No". If you tear, deface or wrongly mark this ballot, return it to the Elections Official and get another.

**PARTY-NOMINATED OFFICES**  
The party label accompanying the name of a candidate for party-nominated office on the general election ballot means that the candidate is the official nominee of the party shown.

**PRESIDENT OF THE UNITED STATES**

Vote for One Party

- |                                                                     |                                         |
|---------------------------------------------------------------------|-----------------------------------------|
| <input type="radio"/> <b>GARY JOHNSON</b><br>For President          | <b>LIBERTARIAN</b>                      |
| <input type="radio"/> <b>BILL WELD</b><br>For Vice-President        |                                         |
| <input type="radio"/> <b>JILL STEIN</b><br>For President            | <b>GREEN</b>                            |
| <input type="radio"/> <b>AJAMU BARAKA</b><br>For Vice-President     |                                         |
| <input type="radio"/> <b>HILLARY CLINTON</b><br>For President       | <b>DEMOCRATIC</b>                       |
| <input type="radio"/> <b>TIM KAINE</b><br>For Vice-President        |                                         |
| <input type="radio"/> <b>GLORIA ESTELA LA RIVA</b><br>For President | <b>PEACE AND FREEDOM</b>                |
| <input type="radio"/> <b>DENNIS J. BANKS</b><br>For Vice-President  |                                         |
| <input type="radio"/> <b>DONALD J. TRUMP</b><br>For President       | <b>REPUBLICAN, AMERICAN INDEPENDENT</b> |
| <input type="radio"/> <b>MICHAEL R. PENCE</b><br>For Vice-President |                                         |

Write-in

**VOTER-NOMINATED AND NONPARTISAN OFFICES**

All voters, regardless of the party preference they disclosed upon registration, or refusal to disclose a party preference, may vote for any candidate for a voter-nominated or nonpartisan office. The party preference, if any, designated by a candidate for a voter-nominated office is selected by the candidate and is shown for the information of the voters only. It does not imply that the candidate is nominated or endorsed by the party or that the party approves of the candidate. The party preference, if any, of a candidate for a nonpartisan office does not appear on the ballot.

**UNITED STATES SENATOR**

**UNITED STATES SENATOR**

Vote for One

- ☐ **LORETTA L. SANCHEZ**  
Party Preference: Democratic  
United States Congresswoman
- ☐ **KAMALA D. HARRIS**  
Party Preference: Democratic  
Attorney General of California

**UNITED STATES REPRESENTATIVE**

**UNITED STATES REPRESENTATIVE  
24th District**

Vote for One

- ☐ **SALUD CARBAJAL**  
Party Preference: Democratic  
Santa Barbara County Supervisor
- ☐ **JUSTIN DONALD FAREED**  
Party Preference: Republican  
Small Businessman/Rancher

**STATE SENATOR**

**STATE SENATOR  
17th District**

Vote for One

- ☐ **BILL MONNING**  
Party Preference: Democratic  
California State Senator
- ☐ **PALMER KAIN**  
Party Preference: Republican  
Community Volunteer

**MEMBER OF THE STATE ASSEMBLY**

**MEMBER OF THE STATE ASSEMBLY**

**35th District**

Vote for One

- ☐ **JORDAN CUNNINGHAM**  
Party Preference: Republican  
Businessman/School Trustee
- ☐ **DAWN ORTIZ-LEGG**  
Party Preference: Democratic  
Small Business Owner

**SCHOOL**

**PASO ROBLES JOINT UNIFIED  
SCHOOL DISTRICT**

**GOVERNING BOARD MEMBER**

Vote for no more than Four

- ☐ **JOAN SUMMERS**  
Incumbent
- ☐ **JOEL PETERSON**  
Incumbent
- ☐ **DONALD GOLDAMMER**  
Parent/Business Owner
- ☐ **DAVE LAMBERT**  
Incumbent
- ☐ **CHRIS BAUSCH**  
Parent/Businessperson

☐ Write-in

☐ Write-in

☐ Write-in

☐ Write-in

**COUNTY**

**COUNTY SUPERVISOR  
1st District**

Vote for One

- ☐ **JOHN PESCHONG**  
Small Independent Businessman
- ☐ **STEVEN W. MARTIN**  
Paso Robles Mayor

☐ Write-in

**TURN BALLOT OVER TO CONTINUE VOTING**

**CITY****CITY OF EL PASO DE ROBLES****COUNCILMEMBER**

Vote for no more than Two

- ☐ **KEVIN KREOWSKI**  
Paso Robles Resident
- ☐ **FRED STRONG**  
Incumbent
- ☐ **STEVE GREGORY**  
Appointed Councilman/Businessman
- ☐ **Write-in**
- ☐ **Write-in**

**CITY CLERK**

Vote for One

- ☐ **DENNIS FANSLER**  
Incumbent
- ☐ **Write-in**

**CITY TREASURER**

Vote for One

- ☐ **MICHAEL COMPTON**  
Incumbent
- ☐ **Write-in**

**MEASURES SUBMITTED TO THE VOTERS****STATE****PROPOSITION 51**

**SCHOOL BONDS. FUNDING FOR K-12 SCHOOL AND COMMUNITY COLLEGE FACILITIES. INITIATIVE STATUTE.** Authorizes \$9 billion in general obligation bonds for new construction and modernization of K-12 public school facilities; charter schools and vocational education facilities; and California Community Colleges facilities. Fiscal Impact: State costs of about \$17.6 billion to pay off both the principal (\$9 billion) and interest (\$8.6 billion) on the bonds. Payments of about \$500 million per year for 35 years.

- ☐ YES
- ☐ NO

**PROPOSITION 52**

**MEDI-CAL HOSPITAL FEE PROGRAM. INITIATIVE CONSTITUTIONAL AMENDMENT AND STATUTE.** Extends indefinitely an existing statute that imposes fees on hospitals to fund Medi-Cal health care services, care for uninsured patients, and children's health coverage. Fiscal Impact: Uncertain fiscal effect, ranging from relatively little impact to annual state General Fund savings of around \$1 billion and increased funding for public hospitals in the low hundreds of millions of dollars annually.

- ☐ YES
- ☐ NO

**PROPOSITION 53**

**REVENUE BONDS. STATEWIDE VOTER APPROVAL. INITIATIVE CONSTITUTIONAL AMENDMENT.** Requires statewide voter approval before any revenue bonds can be issued or sold by the state for certain projects if the bond amount exceeds \$2 billion. Fiscal Impact: State and local fiscal effects are unknown and would depend on which projects are affected by the measure and what actions government agencies and voters take in response to the measure's voting requirement.

- ☐ YES
- ☐ NO

**PROPOSITION 54**

**LEGISLATURE. LEGISLATION AND PROCEEDINGS. INITIATIVE CONSTITUTIONAL AMENDMENT AND STATUTE.** Prohibits Legislature from passing any bill unless published on Internet for 72 hours before vote. Requires Legislature to record its proceedings and post on Internet. Authorizes use of recordings. Fiscal Impact: One-time costs of \$1 million to \$2 million and ongoing costs of about \$1 million annually to record legislative meetings and make videos of those meetings available on the Internet.

- ☐ YES
- ☐ NO

**PROPOSITION 55**

**TAX EXTENSION TO FUND EDUCATION AND HEALTHCARE. INITIATIVE CONSTITUTIONAL AMENDMENT.** Extends by twelve years the temporary personal income tax increases enacted in 2012 on earnings over \$250,000, with revenues allocated to K-12 schools, California Community Colleges, and, in certain years, healthcare. Fiscal Impact: Increased state revenues - \$4 billion to \$9 billion annually from 2019-2030 - depending on economy and stock market. Increased funding for schools, community colleges, health care for low-income people, budget reserves, and debt payments.

- ☐ YES
- ☐ NO

**PROPOSITION 56**

**CIGARETTE TAX TO FUND HEALTHCARE, TOBACCO USE PREVENTION, RESEARCH, AND LAW ENFORCEMENT. INITIATIVE CONSTITUTIONAL AMENDMENT AND STATUTE.** Increases cigarette tax by \$2.00 per pack, with equivalent increase on other tobacco products and electronic cigarettes containing nicotine. Fiscal Impact: Additional net state revenue of \$1 billion to \$1.4 billion in 2017-18, with potentially lower revenues in future years. Revenues would be used primarily to augment spending on health care for low-income Californians.

- ☐ YES
- ☐ NO

**PROPOSITION 57**

**CRIMINAL SENTENCES. PAROLE. JUVENILE CRIMINAL PROCEEDINGS AND SENTENCING. INITIATIVE CONSTITUTIONAL AMENDMENT AND STATUTE.** Allows parole consideration for nonviolent felons. Authorizes sentence credits for rehabilitation, good behavior, and education. Provides juvenile court judge decides whether juvenile will be prosecuted as adult. Fiscal Impact: Net state savings likely in the tens of millions of dollars annually, depending on implementation. Net county costs of likely a few million dollars annually.

- ☐ YES
- ☐ NO

**PROPOSITION 58**

**ENGLISH PROFICIENCY. MULTILINGUAL EDUCATION. INITIATIVE STATUTE.** Preserves requirement that public schools ensure students obtain English language proficiency. Requires school districts to solicit parent/community input in developing language acquisition programs. Requires instruction to ensure English acquisition as rapidly and effectively as possible. Authorizes school districts to establish dual-language immersion programs for both native and non-native English speakers. Fiscal Impact: No notable fiscal effect on school districts or state government.

- ☐ YES
- ☐ NO

**PROPOSITION 59**

**CORPORATIONS. POLITICAL SPENDING. FEDERAL CONSTITUTIONAL PROTECTIONS. LEGISLATIVE ADVISORY QUESTION.** Asks whether California's elected officials should use their authority to propose and ratify an amendment to the federal Constitution overturning the United States Supreme Court decision in *Citizens United v. Federal Election Commission*. *Citizens United* ruled that laws placing certain limits on political spending by corporations and unions are unconstitutional. Fiscal Impact: No direct fiscal effect on state or local governments.

Shall California's elected officials use all of their constitutional authority, including, but not limited to, proposing and ratifying one or more amendments to the United States Constitution, to overturn *Citizens United v. Federal Election Commission* (2010) 558 U.S. 310, and other applicable judicial precedents, to allow the full regulation or limitation of campaign contributions and spending, to ensure that all citizens, regardless of wealth, may express their views to one another, and to make clear that corporations should not have the same constitutional rights as human beings?

- ☐ YES
- ☐ NO

**TURN BALLOT OVER TO CONTINUE VOTING**

**OFFICIAL BALLOT  
NOVEMBER 8, 2016  
CONSOLIDATED GENERAL ELECTION  
SAN LUIS OBISPO COUNTY, CALIFORNIA**

**BT 23B**

**INSTRUCTIONS TO VOTERS:**

**To vote, fill in the oval like this:** ☐ **Vote both sides of the card.**

To vote for the candidate of your choice, fill in the OVAL next to the candidate's name. Do not vote for more than the number of candidates allowed (e.g. Vote for no more than Two). To vote for a qualified write-in candidate, write in the candidate's full name on the Write-In line and fill in the OVAL next to it. To vote on a measure, fill in the OVAL next to the word "Yes" or the word "No". If you tear, deface or wrongly mark this ballot, return it to the Elections Official and get another.

**MEASURES SUBMITTED TO THE  
VOTERS**

**STATE**

**PROPOSITION 60  
ADULT FILMS. CONDOMS. HEALTH REQUIREMENTS.  
INITIATIVE STATUTE.** Requires adult film performers to use condoms during filming of sexual intercourse. Requires producers to pay for performer vaccinations, testing, and medical examinations. Requires producers to post condom requirement at film sites. Fiscal Impact: Likely reduction of state and local tax revenues of several million dollars annually. Increased state spending that could exceed \$1 million annually on regulation, partially offset by new fees.

☐ YES

☐ NO

**PROPOSITION 61  
STATE PRESCRIPTION DRUG PURCHASES. PRICING  
STANDARDS. INITIATIVE STATUTE.** Prohibits state from buying any prescription drug from a drug manufacturer at price over lowest price paid for the drug by United States Department of Veterans Affairs. Exempts managed care programs funded through Medi-Cal. Fiscal Impact: Potential for state savings of an unknown amount depending on (1) how the measure's implementation challenges are addressed and (2) the responses of drug manufacturers regarding the provision and pricing of their drugs.

☐ YES

☐ NO

**PROPOSITION 62  
DEATH PENALTY. INITIATIVE STATUTE.** Repeals death penalty and replaces it with life imprisonment without possibility of parole. Applies retroactively to existing death sentences. Increases the portion of life inmates' wages that may be applied to victim restitution. Fiscal Impact: Net ongoing reduction in state and county criminal justice costs of around \$150 million annually within a few years, although the impact could vary by tens of millions of dollars depending on various factors.

☐ YES

☐ NO

**PROPOSITION 63  
FIREARMS. AMMUNITION SALES. INITIATIVE  
STATUTE.** Requires background check and Department of Justice authorization to purchase ammunition. Prohibits possession of large-capacity ammunition magazines. Establishes procedures for enforcing laws prohibiting firearm possession by specified persons. Requires Department of Justice's participation in federal National Instant Criminal Background Check System. Fiscal Impact: Increased state and local court and law enforcement costs, potentially in the tens of millions of dollars annually, related to a new court process for removing firearms from prohibited persons after they are convicted.

☐ YES

☐ NO

**PROPOSITION 64  
MARIJUANA LEGALIZATION. INITIATIVE STATUTE.** Legalizes marijuana under state law, for use by adults 21 or older. Imposes state taxes on sales and cultivation. Provides for industry licensing and establishes standards for marijuana products. Allows local regulation and taxation. Fiscal Impact: Additional tax revenues ranging from high hundreds of millions of dollars to over \$1 billion annually, mostly dedicated to specific purposes. Reduced criminal justice costs of tens of millions of dollars annually.

☐ YES

☐ NO

**PROPOSITION 65  
CARRYOUT BAGS. CHARGES. INITIATIVE STATUTE.** Redirects money collected by grocery and certain other retail stores through mandated sale of carryout bags. Requires stores to deposit bag sale proceeds into a special fund to support specified environmental projects. Fiscal Impact: Potential state revenue of several tens of millions of dollars annually under certain circumstances, with the monies used to support certain environmental programs.

☐ YES

☐ NO

**PROPOSITION 66  
DEATH PENALTY. PROCEDURES. INITIATIVE  
STATUTE.** Changes procedures governing state court challenges to death sentences. Designates superior court for initial petitions and limits successive petitions. Requires appointed attorneys who take noncapital appeals to accept death penalty appeals. Exempts prison officials from existing regulation process for developing execution methods. Fiscal Impact: Unknown ongoing impact on state court costs for processing legal challenges to death sentences. Potential prison savings in the tens of millions of dollars annually.

☐ YES

☐ NO

**PROPOSITION 67  
BAN ON SINGLE-USE PLASTIC BAGS.  
REFERENDUM.** A "Yes" vote approves, and a "No" vote rejects, a statute that prohibits grocery and other stores from providing customers single-use plastic or paper carryout bags but permits sale of recycled paper bags and reusable bags. Fiscal Impact: Relatively small fiscal effects on state and local governments, including a minor increase in state administrative costs and possible minor local government savings from reduced litter and waste management costs.

☐ YES

☐ NO

**SCHOOL**

**PASO ROBLES JOINT UNIFIED  
SCHOOL DISTRICT FACILITIES  
IMPROVEMENT DISTRICT #1**

**MEASURE M-16**  
To repair, acquire, upgrade, equip and construct school classrooms and facilities including science, technology, engineering, arts, and math classrooms; expand career technical education; replace aging portables, fix leaky roofs, repair deteriorating plumbing/ electrical wiring; and improve building earthquake safety, shall the School Facilities Improvement District No.1 of Paso Robles Joint Unified School District be authorized to issue \$95,000,000 of bonds with legal interest rates, independent citizens' oversight, annual audits, all funds spent on local schools and not for administrator salaries or taken by the State?

☐ BONDS - YES

☐ BONDS - NO

**COUNTY**

**MEASURE J-16**

To improve our region's transportation system by: Fixing potholes, repaving local streets, relieving traffic congestion; Improving street, highway and bridge safety; Making bike and transit improvements within and between communities; Increasing senior, veterans, disabled and student transit; and Providing safe routes to school. Shall San Luis Obispo County voters enact a half cent transportation sales tax, providing \$25,000,000 annually for nine (9) years, requiring independent citizens' oversight, where all funds stay local and cannot be taken by the State?

☐ YES

☐ NO

**END OF BALLOT**



# County of San Luis Obispo

023

Consolidated General Election  
Tuesday, November 8, 2016

## VBM Voter Information Guide

- Your **OFFICIAL BALLOT** along with this Voter Information Guide are contained in this Vote-By-Mail (VBM) packet because you either applied for **PERMANENT VBM STATUS** or you reside in a **VBM PRECINCT**.
- **This will be the only official mailing from the County.** There is no sample ballot in this booklet since your **OFFICIAL BALLOT** is included. If you desire a copy of the ballot for your use, you can view or download one from the Clerk-Recorder's website or contact us and one will be sent to you.
- **The deadline for return of Vote By Mail ballots is 8:00pm, Tuesday, November 8, 2016.** Mailed ballots must be postmarked on or before Election Day and be received in the Clerk-Recorder's office no later than three days after Election Day to be counted. Please be sure to affix sufficient postage for mailing, currently **\$0.47**.
- On Election Day you may return your ballot to any polling place, including our offices, in San Luis Obispo County between 7:00am and 8:00pm. Polling places for this election are listed in this booklet.
- **Spoiled Ballot?** If you make a mistake, tear or deface any portion of your ballot, replace the spoiled ballot in the I.D. Return Envelope and follow the instructions on the envelope to receive another ballot.
- Contact the **Clerk-Recorder** by phone at 781-5228 or via email at [elections@co.slo.ca.us](mailto:elections@co.slo.ca.us) with any questions.

[www.slovote.com](http://www.slovote.com)

Follow us:



FACEBOOK.COM/SLOCOUNTYCLERKREC

TWITTER.COM/SLOCOUNTYCLERK



## **VOTE BY MAIL INSTRUCTIONS TO VOTERS**

Use any black or blue colored pen or pencil to mark your ballot.  
Follow the "Instructions To Voters" on your OFFICIAL BALLOT to vote  
on the candidates and measures of your choice.

### **WHEN YOU HAVE FINISHED VOTING:**

1. Tear off the stub, fold the ballot, seal it in the I.D. Return Envelope, read Declaration of Voter and sign your name in the space provided - your signature must look similar to the original signature on your Affidavit of Registration - **DO NOT PRINT YOUR NAME.**
2. If you are unable to sign, you may mark an "X" and have it witnessed by one other person. No one else may sign for you. New legislation allows the use of a signature stamp if it was used on your Affidavit of Registration. Contact the Clerk-Recorder Office for more information.
3. Write your residence address as registered (**not mailing address**) and the date on the lines provided.
4. Affix sufficient first class postage and mail your ballot by **Tuesday, November 1, 2016**, or sooner, to ensure that it arrives by Election Day - **November 8, 2016**. The Postal Service recommends that voters mail ballots one week before the due date to account for any unforeseen events or weather issues and to allow for timely receipt and processing by election officials.

You may also return your ballot in person to the County Clerk-Recorder's Office, 1055 Monterey Street, #D120, San Luis Obispo (8am to 5pm, Monday - Friday) or to our North County Office at 6555 Capistrano Avenue, 2<sup>nd</sup> Floor, Atascadero (7:30am to 4pm, Monday - Friday). On Election Day, the ballot can be returned to any polling place in the County.

You may vote and return your ballot as soon as you receive it - you do not have to wait until Election Day. However, be aware that once your voted ballot is returned to the Elections Office, either in person or by mail, it is considered "**in the ballot box**" and may not be retrieved.

**Unable to return your ballot?** A voter who is unable to return his/her ballot may designate his/her spouse, child, parent, grandparent, grandchild, sibling or a person residing in the same household as the voter to return the ballot to the Clerk-Recorder or any Election Day polling place in San Luis Obispo County.

## WHAT'S NEW FOR THIS ELECTION

### Presidential Contest is "Party-Nominated"

- The candidates nominated by each political party are on the ballot.
- The party nominating the candidates is listed with the candidates' names. A candidate may be nominated by more than one party.
- You can write-in a candidate for President and Vice President.

### Top Two "Voter-Nominated" Contests

- Applies to U.S. Senate, U.S. Congressional, Statewide and State legislative offices.
- Only the two candidates who receive the highest number of votes cast in the Primary election are on the ballot for the General election.
- Write-in candidates are not allowed for these contests during the General election.
- The rules for **Non-Partisan** contests (i.e. counties, cities, school and special districts) did not change.

### Party Preference & Political Party Endorsement

- The political party preference, or no party preference, as indicated on the candidate's voter registration is listed next to or below the candidate's name on the ballot.
- The party designation shown is for the information of the voters only. It is not an endorsement by the party designated.

Parties may provide a list of candidates who have received the official endorsement of the party for printing in this booklet.

#### PARTY ENDORSEMENTS FOR THE NOVEMBER 8, 2016 ELECTION

Party	Contests	Candidate
Republican	U.S. Representative, 24 <sup>th</sup>	Justin Donald Fareed
	State Senate, 17 <sup>th</sup>	Palmer Kain
	State Assembly, 35 <sup>th</sup>	Jordan Cunningham
Democratic	United States Senate	Kamala D. Harris
	U.S. Representative, 24 <sup>th</sup>	Salud Carbajal
	State Senate, 17 <sup>th</sup>	Bill Monning
	State Assembly, 35 <sup>th</sup>	Dawn Ortiz-Legg

\* The order of parties follows the Randomized Alphabet Drawing conducted by the County.

\* Note: Not all political parties provided endorsements for Top Two "Voter-Nominated" Contests.

## **VOTER'S PAMPHLET INFORMATION SECTION**

The Following Pages Contain Voter Information Applicable to your Ballot Which May Include Any/All of the Following Items:

- Candidates' Statements
- Ballot Measures \*
- Impartial Analyses
- Arguments and Rebuttals In Favor and Against Ballot Measures

\*Measure J-16 is not included in this booklet. Please refer to the supplemental voter information pamphlet, which is a separate mailing, for information concerning Measure J-16.

This pamphlet section may not contain a statement for each candidate. A complete list of candidates appears on your Ballot/Sample Ballot. Each candidate's statement in this pamphlet is volunteered by the candidate and is printed at his or her expense. Each candidate's statement is printed in uniform format as submitted by the candidate.

Please note that all the statements printed in Spanish, at the candidates' request, follow the English statements for that same contest.

Arguments in support of or in opposition to the proposed laws are the opinions of the authors

### **Campaign Finance Reform**

Among all state legislative candidates appearing on the ballot in San Luis Obispo County, only the candidates listed below have pledged to abide by campaign spending limits as specified in the California Government Code. Candidates agreeing to the campaign spending limits also have the opportunity to have a Statement of Qualifications printed in the local Voter Information Guide, at their own expense.

35<sup>th</sup> Assembly District Candidate  
Jordan Cunningham

17<sup>th</sup> Senate District Candidates  
Bill Monning  
Palmer Kain

**STATEMENT OF CANDIDATE FOR  
U.S. REPRESENTATIVE, 24<sup>TH</sup> CONGRESSIONAL DISTRICT**

**SALUD CARBAJAL**

**Occupation:** Member, Santa Barbara County Board of Supervisors

**Education and Qualifications:** I'm Salud Carbajal. I'm a proud husband, father, and Marine Corps veteran. I was the first in my family to graduate from a university, working two jobs to pay for my education at UCSB. I know what it's like to struggle, and I'm committed to making sure other families have the same opportunities I had to get ahead.

For the last 12 years as a Santa Barbara County Supervisor, I've strived to represent our Central Coast values. I'm proud to have earned endorsements from Planned Parenthood and the Sierra Club for standing up for women's reproductive rights, fighting for marriage equality, and protecting our environment.

I've worked with my Democratic and Republican colleagues to expand health insurance to 14,000 county children; invested in widening Highway 101 and other roads projects to reduce congestion; and protected funding for public safety to keep our communities safe, even during tough economic times. We've done that while using your tax dollars wisely--balancing the budget every year, building up the largest rainy day fund in County history, and earning the highest bond rating in the state.

In Congress, I'll bring that same bipartisan spirit to tackling big issues: bringing down the cost of college; protecting our environment; creating new jobs by supporting small businesses and renewable energy; defeating ISIS; passing comprehensive immigration reform; reducing gun violence; and standing up for women's rights and health care access.

For more information about our campaign, please visit [SaludCarbajal.com](http://SaludCarbajal.com). I hope to earn your support on November 8<sup>th</sup>. Thank you.

---

**STATEMENT OF CANDIDATE FOR  
U.S. REPRESENTATIVE, 24<sup>TH</sup> CONGRESSIONAL DISTRICT**

**JUSTIN FAREED**

**Occupation:** Vice President of Local Small Business, Third Generation Cattle Rancher

**Education and Qualifications:** I'm running for Congress to get it working again for the American people, to bring true representation for the Central Coast to Washington, and to solve long-range issues that will affect this and future generations with new leadership and 21st century solutions.

Born and raised on the Central Coast, I attended Santa Barbara High School and continued my education at UCLA. After playing and coaching football at my alma mater, I worked for a senior member of Congress where I led a staff delegation to the Syrian border in Turkey and saw firsthand the instability in the region, helped draft several bills, built consensus among members, and successfully moved things forward.

A third generation California cattle rancher and Vice President of my family's manufacturing and distribution small business, I understand the burdensome taxes and regulations coming out of Washington, and the implications it has on businesses, our agricultural community and job opportunities along the Central Coast. I've seen the dysfunction, polarization and empty rhetoric coming out of Washington from my time spent on Capitol Hill and I know how to fix it.

As your representative, I'll work to reduce the out of control national debt and overregulation on Central Coast businesses, invest in infrastructure to bring long-range solutions to California's water crisis, improve our education, ensure economic stability and local job opportunities for generations to come, and advocate for a concerted approach to our national security in order to provide a better way forward for all Americans. Learn more: [www.justinfareed.com](http://www.justinfareed.com)

**DECLARACIÓN DEL CANDIDATO A  
DIPUTADO DE EE. UU., 24.º DISTRITO DEL CONGRESO**

**SALUD CARBAJAL**

**Ocupación:** Miembro, Junta de Supervisores del Condado de Santa Barbara

**Educación y competencias:** Soy Salud Carbajal. Soy un orgulloso esposo, padre de familia y veterano del Cuerpo de Marines. Fui el primero de mi familia en graduarme de una universidad mientras trabajaba en dos empleos para pagar mi educación en la UCSB. Sé lo que es tener que luchar y estoy comprometido para que otras familias tengan las mismas oportunidades que tuve para salir adelante.

Durante los últimos 12 años como Supervisor del Condado de Santa Barbara, he luchado para representar nuestros valores de la Costa Central. Estoy orgulloso de haberme ganado los apoyos de Planned Parenthood y Sierra Club por luchar por los derechos reproductivos de las mujeres, luchar por el matrimonio igualitario y por proteger el medio ambiente.

He trabajado junto con mis colegas demócratas y republicanos para ampliar el seguro médico a 14,000 niños del condado; invertir en la ampliación de la Autopista 101 y otros proyectos de caminos para reducir la congestión; y he protegido el financiamiento para la seguridad pública para mantener nuestras comunidades seguras, incluso durante tiempos económicos difíciles. Lo hemos hecho mientras usamos sus dólares de impuestos con prudencia; equilibramos el presupuesto todos los años, creamos el fondo para días lluviosos más grande en la historia del condado y ganamos la calificación de bonos más alta en el estado.

En el Congreso, llevaré ese mismo espíritu bipartidista para afrontar los problemas graves: reducir el costo de la universidad; proteger nuestro medio ambiente; crear nuevos empleos al apoyar a los pequeños negocios y la energía renovable; vencer a ISIS; pasar una reforma migratoria integral; reducir la violencia relacionada con las armas y luchar por los derechos de las mujeres y el acceso a la atención médica.

Para más información sobre nuestra campaña, visite [SaludCarbajal.com](http://SaludCarbajal.com). Espero ganar su apoyo el 8 de noviembre. Gracias.

---

**DECLARACIÓN DEL CANDIDATO A  
DIPUTADO DE EE. UU., 24.º DISTRITO DEL CONGRESO**

**JUSTIN FAREED**

**Ocupación:** Vicepresidente de empresa local pequeña, Ganadero de tercera generación

**Educación y competencias:** Me postulé al Congreso para hacerlo trabajar de nuevo para los americanos, para llevar una representación verdadera de la Costa Central a Washington y para resolver los problemas a largo plazo que afectarán a esta generación y a las generaciones futuras con liderazgo nuevo y soluciones del siglo 21.

Nací y crecí en la Costa Central, asistí a la Escuela Secundaria de Santa Barbara y continué mi educación en la UCLA. Después de jugar y ser entrenador del equipo de fútbol americano en mi alma mater, trabajé para un alto miembro del Congreso donde dirigí la delegación del personal a la frontera siria en Turquía y fui testigo de primera mano de la inestabilidad de la región, ayudé a preparar varias propuestas de ley, construí consensos entre los miembros y llevamos con éxito las cosas hacia adelante.

Como ganadero de tercera generación en California y Vicepresidente del negocio familiar de manufactura y distribución, entiendo sobre los impuestos y regulaciones agobiantes que provienen de Washington y las implicaciones que tienen en los negocios, nuestra comunidad de agricultores y las oportunidades de empleo en toda la Costa Central. He visto la disfunción, polarización y retórica vacía que viene de Washington por el tiempo que pase en Capitolio y sé cómo arreglarlas.

Como su representante, trabajaré para reducir la deuda nacional que esta fuera de control y la sobrerregulación a los negocios de la Costa Central, invertir en infraestructura para traer soluciones de largo plazo para la crisis de agua en California, mejorar nuestra educación, garantizar la estabilidad económica y las oportunidades de empleos locales para las generaciones por venir e impulsaré un enfoque coordinado para nuestra seguridad nacional para proporcionar un mejor camino para avanzar para todos los americanos. Para obtener más información: [www.justinfareed.com](http://www.justinfareed.com)

**STATEMENT OF CANDIDATE FOR  
STATE SENATOR, 17<sup>TH</sup> DISTRICT**

**BILL MONNING**

**Age: 65**

**Occupation:** CA State Senator

**Education and Qualifications:** Eight years ago, you sent me to Sacramento to make a difference, and I am proud of what we have been able to accomplish together. Since joining the State Legislature, I've authored over 80 bills signed into law by the Governor, including the ground-breaking End of Life Options Act to give terminally ill patients a compassionate way to take control of their own lives – subject to strict guidelines.

After years of hard work with many key partners, the new California Central Coast Veterans Cemetery is scheduled to open this fall. My legislation in Sacramento and ability to secure funding helped break the logjam to honor those who served our nation with a final resting place, fulfilling a promise made over two decades ago.

In Sacramento, we've passed balanced, on-time budgets six years in a row and put the State's fiscal house in order. We've made great strides toward tackling our State's pension obligations while restoring critical funding to education, healthcare, and public safety. I've earned the highest ratings from the California Labor Federation, the California League of Conservation Voters, the Sierra Club, and the Consumer Federation of California.

While our economy has recovered since the Great Recession, we must continue to focus on creating jobs by strengthening the backbones of our local economy: agriculture, tourism, and our educational institutions.

That's why I'm asking you to send me to the State Senate for another term. Please visit [www.billmonning.org](http://www.billmonning.org). I'd be honored by your vote on November 8th. Thank you.

---

**STATEMENT OF CANDIDATE FOR  
STATE SENATOR, 17<sup>TH</sup> DISTRICT**

**PALMER KAIN**

**Age: 37**

**Education and Qualifications:** During my service in the U.S. Army stationed overseas, I developed a powerful work ethic and was instilled with a deeper commitment to duty, honor and justice. I have built a strong track record as a capable manager of people, resources and logistics while proving myself as a leader who fosters unity and consensus to complete any mission he is chosen to lead. My mission as your next State Senator is to defend the freedom, rights, and quality of life of all citizens of the 17<sup>th</sup> District.

In more than twenty years of experience in local, state, and national politics, I have learned how to create tangible, positive change in a system that often suppresses it. For decades, our district and state have used short-term solutions for long-term problems. The consequences being a rise in crime, homelessness, unemployment, tax rates, public corruption and inequality. We cannot afford to be complacent anymore. Sacramento has no long-term sustainable action plans, I do.

Sacramento has chosen to serve the needs of special interest groups while neglecting the people of California. I will return the power back to the people, to usher in a new era of transparency, accountability, and community engagement in politics. There is a new day dawning in California. Visit [palmerkain.org](http://palmerkain.org) to see my vision and plan. Vote for Palmer Kain on November 8, and I promise to work hard in your best interest as your next State Senator. Let's shatter the status quo and transform California together.

**DECLARACIÓN DEL CANDIDATO A  
SENADOR ESTATAL, 17.º DISTRITO**

**BILL MONNING**

**Edad: 65**

**Ocupación:** Senador por el Estado de CA

**Educación y competencias:** Hace ocho años, usted me envió a Sacramento para hacer una diferencia y estoy orgulloso de lo que hemos podido lograr juntos. Desde que me uní a la legislatura estatal, he sido el autor de más de 80 proyectos de ley que fueron promulgados por el Gobernador, incluida la Ley de Opciones al Término de Vida para darles a los pacientes terminales una forma compasiva para que tengan control sobre sus propias vidas - sujeto a pautas estrictas.

Después de años de trabajo arduo con muchos socios claves, está programada para el otoño la apertura del nuevo Cementerio para Veteranos de la Costa Central de California. Mi legislación en Sacramento y mi habilidad para asegurar financiamiento ayudaron a romper el bloqueo para honrar a aquellos que sirvieron a la nación con un lugar en el que pueden descansar finalmente, cumpliendo con la promesa que se hizo hace más de dos décadas.

En Sacramento, aprobamos presupuestos equilibrados y a tiempo por seis años consecutivos y pusimos en orden el sistema fiscal del Estado. Hemos hecho grandes avances para abordar las obligaciones de pensión del Estado mientras recuperamos el importante financiamiento a la educación, atención médica y seguridad pública. Me gané las mejores calificaciones de la Federación de Trabajo de California, la League of Conservation Voters de California, el Sierra Club y la Federación de Consumidores de California.

Aunque nuestra economía se ha recuperado desde la Gran Recesión, debemos seguir concentrándonos en crear empleos al fortalecer la columna vertebral de nuestra economía local: agricultura, turismo y las instituciones educativas.

Por eso, le pido que me envíe al Senado Estatal por otro periodo. Visite la página [www.billmonning.org](http://www.billmonning.org). Sería un honor tener su voto el 8 de noviembre. Gracias.

---

**STATEMENT OF CANDIDATE FOR  
MEMBER OF THE STATE ASSEMBLY, 35<sup>th</sup> DISTRICT**

**JORDAN CUNNINGHAM**

**Occupation:** Businessman, School Trustee

**Education and Qualifications:** It's no secret that Sacramento can do better. I am a policy-oriented small businessman, a school trustee, and a former prosecutor. I am running to bring common sense back to our state government and make it work better for families on the Central Coast.

Each year, businesses leave California for more business-friendly states, taking good jobs with them. It's time to turn the tide. The California Small Business Association supports my vision for a growing economy. They know that I will use my experience as past President of the Central Coast Taxpayers Association to fight the tax increases and regulatory burdens that are costing us jobs.

Failed policies from Sacramento have endangered our neighborhoods. As a former prosecutor, I know what we need to make our community safer. District Attorney Dan Dow and Sheriff Ian Parkinson have endorsed me because of my dedication to public safety.

California's future workforce is a direct product of our education system. We must do everything we can to support our schools, and to make our public colleges affordable for working families. I have worked with students, parents, and teachers as a school trustee. This election cycle I am one of the only candidates in the state endorsed by both the California Teachers Association and the California Charter School Association because of my pragmatic vision for improving our schools.

I will be accountable to you, providing common-sense leadership and a voice for the Central Coast and our values. I hope to earn your vote.

---



**STATEMENT OF CANDIDATE FOR  
GOVERNING BOARD MEMBER  
Paso Robles Joint Unified School District**

**JOAN SUMMERS**

**Occupation:** Incumbent

**Education and Qualifications:** I realize the importance of allocating taxpayers' dollars in ways that most directly and effectively improve classroom instruction. Parents, teachers, staff and the school board must work together to ensure all children can be prepared for college or careers. Parental and community support is vital to achieve success for our children.

I have lived in Paso Robles with my husband and three daughters for over thirty years. I am a current Advisory board member on the Kayla Peach Memorial Foundation which partners with the school district to provide educational programs and raise awareness in the community of the epidemic of addiction and substance abuse.

As a retired school secretary, I bring a unique perspective to the board. I have the experience and knowledge of working with school budgets, school staff, parents, students and union contracts. I am proud of the programs, initiatives, staff and direction the Paso Robles Joint Unified School District is heading since I have been in office. I look forward to continuing the momentum and representing the community of Paso Robles. If elected, I will be dedicated and committed to the job.

I would appreciate your vote.

---

**STATEMENT OF CANDIDATE FOR  
GOVERNING BOARD MEMBER  
Paso Robles Joint Unified School District**

**JOEL PETERSON**

**Age: 43**

**Occupation:** Director of Communications-Solterra Strategies, Incumbent

**Education and Qualifications:** I believe strong public schools are the bedrock of a successful community, shaping the lives of our children and preparing them for college and careers. Our district has made positive strides recently; we've turned the corner in making ours a district of excellence. To continue this trend, we need trustees who make informed decisions to put the student's needs first.

In my first term on the school board I've brought strong leadership, helping instill constructive changes that placed our focus on student achievement. Our board was responsible for hiring a dynamic new superintendent. I'm running to serve my community, my fellow parents, and the students of Paso Robles.

I have deep roots in Paso Robles. My grandmother, Virginia Peterson, was an educator here for fifty years. I play an active role in the community: previously serving on the planning commission, currently serving on the Twin Cities Community Hospital Governing Board, and as the president of the Paderewski Festival. I work in marketing with local small business Solterra Strategies.

As a father with two daughters attending Paso Robles public schools, I am committed to enhancing the education of our students. I will continue to strive for rigorous learning experiences, reduced class sizes and extracurricular activities that form a well-rounded education.

CS-0130-1

**N SL 023-010**

**STATEMENT OF CANDIDATE FOR  
GOVERNING BOARD MEMBER  
Paso Robles Joint Unified School District**

**DONALD GOLDAMMER**

**Age: 53**

**Occupation:** Local Business Owner, Community Volunteer, District Parent

**Education and Qualifications:** I am a college educated business owner who pursued my own path to success in life. I did not always take the traditional route. My personal and business experience, combined with being blessed with 3 beautiful, talented, and very individual children, I understand that dreams can be achieved through many different avenues.

As a member of the PRJUSD School Board, I will work hard to ensure that PRJUSD meets the needs of all students and prepares each student to meet the challenges of the path they choose. I will bring proven, successful business principles to the board and be proactive in building a positive culture of success in our city schools. I also want to actively participate in building a world class organization that finds, nurtures, and unlocks the potential in every student and employee alike, entrusted to our care.

I have enthusiastically invested my time in many volunteer organizations dedicated to nurturing, protecting, and educating youth such as Junior Achievement, Paso Robles Youth Baseball, Central Coast Youth Football and Cheer, the Kermit King Dads Club, the Almond Acres Charter Academy Dads Club, and Education First Homestay program.

---

**STATEMENT OF CANDIDATE FOR  
GOVERNING BOARD MEMBER  
Paso Robles Joint Unified School District**

**DAVID S. LAMBERT**

**Age: 56**

**Occupation:** Incumbent, Business Owner

**Education and Qualifications:** As a Paso Robles Joint Unified School Board Member, I have had the privilege of seeing our District become one of the leading Districts of San Luis Obispo County. I am personally committed to each student in our district to receive a top rated education. During my term in office, we have made many accomplishments including implementing a new Visual and Performing Art Program and Competitive Sports at all Elementary Sites. We live in a wonderful community, where families are involved. As a business owner and the proud father of two young adults who graduated from Paso Robles High School, I have seen and experienced firsthand how much this District has to offer. I am and will continue to be an advocate for the struggling students, as well as those that excel. We have the very best educators and their experience and knowledge will lead our current and future students to be young, successful adults.

As your school board member, I will continue to support our students, teachers, staff members, and community.

I respectfully ask for your vote.

**STATEMENT OF CANDIDATE FOR  
GOVERNING BOARD MEMBER  
Paso Robles Joint Unified School District**

**CHRIS BAUSCH**

**Age: 56**

**Occupation:** Parent, Businessperson, Incumbent Governing Board Member

**Education and Qualifications:** Julie, my wife of thirty-seven years, and I have raised our five children in Paso since 1988. I have owned several businesses and employed over fifty people at one time. I'm a business consultant and a REALTOR® who brings common sense and reason to the board room. I'm not afraid to ask tough questions or to represent your concerns, thoughts and ideas. I volunteer at church, school, the City, County and for the Rotary Club.

As your School Board Trustee, my duties include hiring then overseeing the Superintendent, monitoring our \$70,000,000 budget, and setting the goals and policies of the District. I work with my fellow Trustees, staff, teachers, parents and our new superintendent to make the best use of increased funding from Sacramento to implement the new LCFF and LCAP. New funding and new policies have eliminated furlough days, increased enrollment, improved Dual Immersion, restored athletics, art, dance, drama, choir, band, implemented Dual Enrollment at Cuesta College, enhanced our CTE Pathways and established a crucial 10% budget reserve. I will work hard to control expenses so we can fund our nearly \$20,000,000 unfunded pension liability.

Thank you for the privilege of serving. I ask for your vote.

---

**SPANISH STATEMENTS FOR THIS CONTEST ON NEXT PAGE**

**DECLARACION DEL CANDIDATO A  
MIEMBRO DE LA JUNTA GOBERNANTE  
Distrito Escolar Unificado Conjunto de Paso Robles**

**JOEL PETERSON**

**Edad: 43**

**Ocupación:** Director de comunicaciones-Solterra Strategies, Titular

**Educación y competencias:** Creo que las escuelas públicas fuertes son el pilar de una comunidad exitosa, ya que dan forma a las vidas de nuestros niños y los preparan para la universidad y sus carreras. Recientemente, nuestro distrito ha tenido avances positivos; hemos doblado la esquina al hacer de nuestro distrito un distrito de excelencia. Para continuar en este camino, necesitamos fideicomisarios que tomen decisiones informadas que pongan las necesidades de los estudiantes primero.

En mi primer periodo en la junta escolar he traído un liderazgo sólido, que ha ayudado a inculcar cambios constructivos que hicieron que nos concentráramos en el logro estudiantil. Nuestra junta fue responsable de contratar un nuevo superintendente dinámico. Me postulo para trabajar por mi comunidad, por los demás padres y por los estudiantes de Paso Robles.

Tengo raíces profundas en Paso Robles. Mi abuela, Virginia Peterson, fue educadora aquí durante cincuenta años. Tengo un papel activo en la comunidad: anteriormente trabajé en la comisión de planificación, actualmente trabajo en la Junta Gobernante del Hospital Comunitario de Twin Cities, y soy presidente del Festival Paderewski. Trabajo en mercadotecnia con un pequeño negocio local, Solterra Strategies.

Como padre de dos hijas que asisten a las escuelas públicas de Paso Robles, estoy comprometido con mejorar la educación de nuestros estudiantes. Seguiré trabajando por experiencias de aprendizaje rigurosas, por reducir el tamaño de los grupos y por las actividades extracurriculares que forman una educación integral.

---

**DECLARACIÓN DEL CANDIDATO A  
MIEMBRO DE LA JUNTA GOBERNANTE  
Distrito Escolar Unificado Conjunto de Paso Robles**

**CHRIS BAUSCH**

**Edad: 56**

**Ocupación:** Padre, empresario, miembro titular de la Junta Gobernante

**Educación y competencias:** Julie, mi esposa por treinta y siete años, y yo criamos a nuestros cinco hijos en Paso desde 1988. He tenido varios negocios y he dado empleo a más de cincuenta personas en un momento dado. Soy consultor de negocios y REALTOR® que lleva sentido común y razón a la sala de junta. No tengo miedo de hacer las preguntas difíciles o de representar sus preocupaciones, pensamientos e ideas. Soy voluntario en la iglesia, la Ciudad, el Condado y en el Rotary Club.

Como su Fideicomisario escolar, entre mis deberes están contratar y luego supervisar al Superintendente, vigilar nuestro presupuesto de \$70,000,000, y establecer las metas y políticas del Distrito. Trabajo con mis compañeros Fideicomisarios, el personal, los maestros, los padres y nuestro nuevo Superintendente para usar de la mejor manera el financiamiento aumentado de Sacramento para implementar la nueva LCFF y el LCAP. El nuevo financiamiento y las nuevas políticas eliminaron los días de permiso, aumentaron las inscripciones, mejoraron la Inmersión Dual, restablecieron los deportes, el arte, la danza, el teatro, el coro, la banda, implementaron la Inscripción Dual en la Universidad Cuesta, mejoraron nuestros caminos de CTE y reunieron una reserva del presupuesto crucial del 10 %. Trabajaré arduamente para controlar los gastos para que podamos financiar nuestro pasivo de casi \$20,000,000 en pensiones sin financiar.

Gracias por el privilegio de servir. Le pido su voto.

**STATEMENT OF CANDIDATE FOR  
BOARD OF SUPERVISORS, 1<sup>st</sup> DISTRICT**

**JOHN PESCHONG**

**Occupation:** Small Independent Businessman

**Education and Qualifications:** San Luis Obispo County is my home. It is where my wife and I are raising our family and it's where I started my business. As an active 4-H parent, the former President of the California Mid-State Fair Board of Directors, and President of the Central Coast Taxpayers Association I understand firsthand why our community is so special.

We need a Supervisor who will work to maintain and improve the quality of life in San Luis Obispo County while standing up against increased taxes and the criminal behavior of street gangs.

I am a strong supporter of property rights and the protections given under Proposition 13 and that is why the Howard Jarvis Taxpayers Association supports my campaign for Supervisor.

I am willing to give law enforcement the resources they need to combat gang activity in every corner of our county and that is why District Attorney Dan Dow supports me.

I am proud to have earned the support from a broad coalition of community leaders that includes John Lacey, Assessor Tom Bordonaro, Supervisor Debbie Arnold and Supervisor Lynn Compton.

I would be honored to have your support.

If you have questions please call me at (805) 440-7818.

---

**STATEMENT OF CANDIDATE FOR  
BOARD OF SUPERVISORS, 1<sup>st</sup> DISTRICT**

**STEVEN W. MARTIN**

**Occupation:** Paso Robles Mayor, Local Businessman

**Education and Qualifications:** The future of our County starts now: Water, jobs, roads, public safety, homeless solutions, medical services, fiscal responsibility, civil discourse. I am committed to finding the best solutions for all of us, not just a few narrow interest groups.

Twice Mayor of Paso Robles with a lifetime of public service in the North County, I am the local experienced leader with a track record of success providing a rational, balanced approach to critical issues. I have established productive working relationships with community leaders and elected officials around the County. I represent your best interests without partisan or ideological bickering. I listen, lead, and communicate.

I am a lifelong North County resident. My wife and I have two grown daughters. We have lived in Paso Robles since 1973. I own a small business and understand the challenges faced by business owners and working families.

The issues we face are complex. Balance and rational decision-making are critical elements for the Board of Supervisors. I provide those elements. Find out more at [SteveMartinForSupervisor.com](http://SteveMartinForSupervisor.com).

I see a bright future for San Luis Obispo County. That future starts now. I respectfully ask for your vote.

**DECLARACIÓN DEL CANDIDATO A  
LA JUNTA DE SUPERVISORES, 1.º DISTRITO**

**JOHN PESCHONG**

**Ocupación:** Pequeño empresario independiente

**Educación y competencias:** El Condado de San Luis Obispo es mi hogar. Es donde mi esposa y yo estamos criando a nuestra familia y es donde comencé mi negocio. Como padre 4-H activo, ex Presidente de la Junta de Directores de la Feria del Centro de California y Presidente de la Asociación de Contribuyentes de la Costa Central, entiendo de primera mano por qué nuestra comunidad es tan especial.

Necesitamos un Supervisor que trabaje para mantener y mejorar la calidad de vida en el Condado de San Luis Obispo mientras le haga frente al aumento de impuestos y a la conducta criminal de las pandillas en las calles.

Apoyo firmemente los derechos de propiedad y las protecciones otorgadas mediante la Propuesta 13 y es por eso que la Asociación de Contribuyentes Howard Jarvis apoya mi campaña para Supervisor.

Estoy dispuesto a proporcionar a los oficiales de la ley los recursos que necesitan para combatir la actividad de pandillas en cada esquina de nuestro condado, y por esto el Fiscal de Distrito Dan Dow me apoya.

Estoy orgulloso de haber ganado el apoyo de una amplia coalición de líderes de la comunidad que incluye a John Lacey, el Asesor Tom Bordonaro, la Supervisora Debbie Arnold y la Supervisora Lynn Compton.

Sería un honor para mí contar con su apoyo.

Si tiene preguntas, llámeme al (805) 440-7818.

---

**DECLARACIÓN DEL CANDIDATO A  
LA JUNTA DE SUPERVISORES, 1.º DISTRITO**

**STEVEN W. MARTIN**

**Ocupación:** Alcalde de Paso Robles, Empresario local

**Educación y competencias:** El futuro de nuestro Condado empieza ahora: agua, empleos, caminos, seguridad pública, soluciones a las personas sin vivienda, servicios médicos, responsabilidad fiscal, discurso civil. Estoy comprometido a encontrar las mejores soluciones para todos nosotros, no solamente para unos pocos grupos de interés reducidos.

Como Alcalde de Paso Robles en dos ocasiones y con una vida de servicio público en la parte norte del Condado, soy el líder local experimentado con un historial de éxito que proporciona un enfoque racional y equilibrado a los problemas importantes. Establecí relaciones de trabajo productivas con líderes de la comunidad y oficiales electos en todo el Condado. Represento sus mejores intereses sin peleas partidistas o ideológicas. Escucho, dirijo y comunico.

Soy residente de la parte norte del condado toda la vida. Mi esposa y yo tenemos dos hijas adultas. Hemos vivido en Paso Robles desde 1973. Tengo un pequeño negocio y entiendo los desafíos a los que se enfrentan los propietarios de empresas y las familias trabajadoras.

Los problemas a los que nos enfrentamos son complejos. La toma de decisiones equilibrada y racional son elementos importantes para la Junta de Supervisores. Yo proporciono estos elementos. Para más información consulte [SteveMartinForSupervisor.com](http://SteveMartinForSupervisor.com).

Veo un futuro brillante para el Condado de San Luis Obispo. El futuro comienza ahora. Respetuosamente pido su voto.

**STATEMENT OF CANDIDATE FOR  
MEMBER OF CITY COUNCIL  
City of El Paso de Robles**

**KEVIN C. KREOWSKI**

**Occupation:** Former Federal Agent, Business Man, Security Professional, Shriner.

**Education and Qualifications:** I grew up and attended High School and College on the Central Coast. I served twenty plus years with the United States Border Patrol. I am thankful to be home and would like to give back to our community. In this spirit, I have decided to run for City Council. I believe that there is nothing more important than electing individuals who care about our city.

I feel that my experience as an administrator can and will help improve the community in which we live. My concerns for us are: Infrastructure for growth; water; roads; jobs; the homeless and gangs.

I would appreciate your vote, help and support in this grassroots movement.

Grandad always said; don't complain unless you're willing to do something about it.

---

**STATEMENT OF CANDIDATE FOR  
MEMBER OF CITY COUNCIL  
City of El Paso de Robles**

**FRED STRONG**

**Occupation:** Incumbent

**Education and Qualifications:** I've been honored to serve Paso Robles as your Council Member for over 10 years and have served you in two ways:

As your representative deciding important issues in the City based upon improving public safety, fairness to all, cooperating with others, and preserving local control.

As your "unique" Councilman, I currently serve on 11 regional, state, and national boards and policy committees in diverse areas including land, sea, and air transportation, improved infrastructure, natural resources, public revenue and taxation, housing, and economic development. I was recently re-elected unanimously by local elected leaders nationally to represent them in Washington for another 2 years.

In the past decade I've been directly involved in State and Federal infrastructure funding that has resulted in over \$40M to Paso Robles and over \$500M to the North County. I've delivered testimony on the development of the State Water Plan, expansion of the Pacific Surfliner rail service, major improvements to Highways 46 and 101, local streets, roads, trails, parks, water resources, public transportation, housing, and public safety.

When re-elected I'll continue representing you wherever and however it helps us. For more information go to [www.fredstrong.com](http://www.fredstrong.com). I respectfully ask for your vote.

**STATEMENT OF CANDIDATE FOR  
MEMBER OF CITY COUNCIL  
City of El Paso de Robles**

**STEVE GREGORY**

**AGE: 64**

**Occupation:** Appointed City Councilman, Businessman

**Education and Qualifications:** When I ran for City Council two years ago, I pledged to the voters to deliver results that strengthen our City. During my time on the Council, I delivered on this pledge: I led the campaign to re-open Centennial Pool, I have helped improve economic development in our City beginning with the Paso Robles Airport, and I have voted to increase our funding an additional million dollars to accelerate fixing our streets and roads.

A key priority for me is to keep our citizens safe by supporting the needs of our Fire and Police departments. I believe in making our government more efficient and transparent in its operations.

As a 36-year resident of Paso Robles, I love our life here. I am determined to maintain our "Paso Robles lifestyle". In my years on the Planning Commission and the City Council, I do my homework and put in the effort to solve the issues and present financially conservative solutions. I understand large and small business and the needs of our community. I raised my children, run a business, volunteer, and have made many friendships here in Paso Robles. I respectfully ask for your vote. Visit [www.gregoryforpaso.com](http://www.gregoryforpaso.com)

---

**SPANISH STATEMENTS FOR THIS CONTEST ON NEXT PAGE**



**DECLARACIÓN DEL CANDIDATO A  
MIEMBRO DEL CONCEJO MUNICIPAL  
Ciudad de El Paso de Robles**

**FRED STRONG**

**Ocupación:** Titular

**Educación y competencias:** He tenido el honor de servir a Paso Robles como su miembro del concejo durante más de 10 años y le he servido de dos maneras:

Como su representante que decide sobre importantes asuntos en la ciudad con base en la mejora de la seguridad pública, la justicia para todos, la cooperación con los demás y la preservación del control local.

Como su "único" miembro del concejo, actualmente sirvo en 11 juntas regionales, estatales y nacionales, y comités de políticas en distintas áreas, incluyendo el transporte terrestre, marítimo y aéreo, la infraestructura mejorada, los recursos naturales, el ingreso público y los impuestos, las viviendas y el desarrollo económico. Líderes locales electos nacionalmente me reeligieron de forma unánime para representarlos en Washington durante 2 años más.

En la última década me vi involucrado de forma directa en el financiamiento de infraestructura federal y estatal que ha dado como resultado más de \$40 millones a Paso Robles y más de \$500 millones a la parte norte del Condado. He brindado testimonios del desarrollo del Plan de Agua Estatal, la expansión del servicio del tren Pacific Surfliner, grandes mejoras a las carreteras 46 y 101, calles locales, caminos, senderos, parques, recursos hídricos, transporte público, viviendas y seguridad pública.

Cuando sea reelegido, continuaré representándolo donde sea y como sea que nos ayude. Para obtener más información, visite [www.fredstrong.com](http://www.fredstrong.com). Respetuosamente pido su voto.

---

**DECLARACIÓN DEL CANDIDATO A  
MIEMBRO DEL CONCEJO MUNICIPAL  
Ciudad de El Paso de Robles**

**STEVE GREGORY**

**EDAD: 64**

**Ocupación:** Concejel municipal designado, Empresario

**Educación y competencias:** Hace dos años, cuando me postulé para el Concejo Municipal, me comprometí con los votantes a entregar resultados que fortalecieran nuestra ciudad. Durante mi cargo en el Concejo, cumplí este compromiso: dirigí la campaña para reabrir la piscina Centennial, he ayudado a mejorar el desarrollo económico en nuestra ciudad comenzando por el Aeropuerto de Paso Robles, y he votado para aumentar un millón de dólares adicionales a nuestro financiamiento para acelerar la reparación de nuestras calles y caminos.

Una prioridad clave para mí es mantener a nuestros ciudadanos seguros mediante el apoyo a las necesidades de nuestros departamentos de bomberos y de policía. Creo en hacer a nuestro gobierno más eficiente y transparente en sus operaciones.

Como residente de 36 años de Paso Robles, me encanta nuestra vida aquí. Estoy decidido a mantener nuestro "estilo de vida de Paso Robles". Durante mis años en la Comisión de Planificación y el Concejo Municipal, hago mi tarea y me esfuerzo por resolver los problemas y presento soluciones económicamente conservadoras. Entiendo a las grandes y pequeñas empresas y las necesidades de nuestra comunidad. Crié a mis hijos, dirijo un negocio, hago trabajo voluntario y he hecho muchas amistades aquí en Paso Robles. Respetuosamente pido su voto. Visite [www.gregoryforpaso.com](http://www.gregoryforpaso.com)

**PASO ROBLES JOINT UNIFIED SCHOOL DISTRICT  
FULL TEXT OF MEASURE M-16**

---

To repair, acquire, upgrade, equip and construct school classrooms and facilities including science, technology, engineering, arts, and math classrooms; expand career technical education; replace aging portables, fix leaky roofs, repair deteriorating plumbing/ electrical wiring; and improve building earthquake safety, shall the School Facilities Improvement District No.1 of Paso Robles Joint Unified School District be authorized to issue \$95,000,000 of bonds with legal interest rates, independent citizens' oversight, annual audits, all funds spent on local schools and not for administrator salaries or taken by the State?

Bonds—Yes

Bonds—No

---

**BOND AUTHORIZATION**

By approval of this proposition by at least 55 percent of the registered voters voting on the measure within School Facilities Improvement District No. 1 of the Paso Robles Joint Unified School District ("SFID No. 1"), the Paso Robles Joint Unified School District (the "District") will be authorized to issue and sell bonds on behalf of SFID No. 1 of up to \$95 million in aggregated principal at interest rates not in excess of the legal limit and to provide financing for the specific projects listed in the Bond Project List described below, subject to all the accountability requirements specified below.

The Bonds may be issued under the provisions of the California Education Code (starting at Section 15100), under the provisions of the California Government Code (starting at Section 53506), or under any other provision of law authorizing the issuance of general obligation bonds by school districts. The Bonds may be issued in series by the District from time to time, and each series of Bonds shall mature within the legal limitations set forth in the applicable law under which the Bonds are issued.

**FINANCING PLAN**

The District intends to use the Bonds to repair, renovate and equip schools, facilities and classrooms throughout SFID No. 1 as set forth on the Bond Project List. No series of Bonds will be issued if such issuance would cause the tax rate levied to pay debt service on all of the outstanding Bonds to exceed the Proposition 39 limits per one hundred thousand dollars (\$100,000) of taxable property, based on projections made by the District at the time of issuance of such series of Bonds.

**ACCOUNTABILITY REQUIREMENTS**

The provisions in this section are specifically included in this proposition in order that the voters and taxpayers in SFID No. 1 may be assured that their money will be spent wisely. Expenditures to address specific facility needs of the District will be in compliance with the requirements of Article XIII A, Section 1(b)(3), of the State Constitution and the Strict Accountability in Local School Construction Bonds Act of 2000 (codified at Education Code Sections 15264 and following).

**Evaluation of Needs.** The Board of Trustees of the District (the "Board of Trustees") has identified detailed facility needs of the District and has determined which projects to finance from a local bond at this time. The Board of Trustees hereby certifies that it has evaluated safety, class size reduction, enrollment growth, and information technology needs in developing the Bond Project List shown below.

**Independent Citizens' Oversight Committee.** The Board of Trustees shall establish an Independent Citizens' Oversight Committee under Education Code Section 15278 and following to ensure that bond proceeds are expended only on the school facilities projects listed below. The committee will be established within 60 days of the date when the results of the election appear in the minutes of the Board of Trustees.

**Performance Audits.** The Board of Trustees shall conduct an annual, independent performance audit to ensure that the bond proceeds have been expended only on the school facilities projects described in the Bond Project List below.

**Financial Audits.** The Board of Trustees shall conduct an annual, independent financial audit of the bond proceeds until all of those proceeds have been spent for the school facilities projects described in the Bond Project List below.

**Annual Report.** The Chief Business Officer of the District will cause an annual report to be filed with the Board of Trustees, the first report to be filed not later than one year after the issuance of the first series of the bonds, which report will contain pertinent information regarding the amount of funds collected and expended, as well as the status of the projects listed in this measure, as required by applicable California law.

**Expenditure of Bond Proceeds.** The proceeds from the sale of the SFID No. 1's bonds will be used only for the purposes specified in this measure, and not for any other purpose. Such proceeds will be deposited into a Project Fund to be held by the San Luis Obispo County Treasurer, as required by the California Education Code.

#### **FURTHER SPECIFICATIONS**

**No Administrator Salaries.** Proceeds from the sale of bonds authorized by this proposition shall be used only for the school facilities projects on the Bond Project List below, and not for any other purpose, including teacher and administrator salaries and other school operating expenses.

#### **BOND PROJECT LIST**

The Board of Trustees of the Paso Robles Joint Unified School District is committed to protecting the quality of education in our local schools with safe, secure, upgraded classrooms and labs so that all students are prepared for college and/or good paying jobs. To that end, the Board evaluated the District's facility's needs and prepared a comprehensive 2016 Facilities Master Plan to develop the scope of projects to be funded. The Board, in developing the project list and priorities, solicited input from community members, teachers, and staff.

Proceeds of the Bonds will be used to upgrade, repair, construct, renovate and equip schools, facilities and classrooms (as listed below) throughout SFID No. 1. The exact size, configuration and location of each project will be determined by the Board of Trustees based on the needs of the District.

**Major repairs, renovations, improvements, constructions and equipment acquisitions shall include but not be limited to:**

- Constructing or renovating Science, Technology, Engineering, Arts, Math (STEAM) facilities and classrooms
- Upgrading career technical education/vocational education facilities to align curriculum and facilities across grade levels
- Replacing portable classrooms with permanent facilities

- Repairing or replacing leaking roofs, deteriorating plumbing, heating and air conditioning systems, where needed
- Constructing new classrooms and classroom buildings
- Renovating and repairing existing classrooms and school facilities
- Updating safety, security and fire alarm systems
- Constructing or renovating multipurpose rooms
- Upgrading electrical systems to support demands of modern technology
- Constructing and improving school libraries
- Upgrading science labs

**Specific projects and District facilities to be improved include:**

Daniel E. Lewis Middle School

- Build two story classroom building
- Construct new classrooms
- Remove relocatables
- Upgrade library/multipurpose room/computer lab
- Expand library
- Refurbish restrooms and locker rooms
- Improve parking and student drop-off

George H. Flamson Middle School

- Construct new classrooms
- Build new cafeteria
- Renovate existing classrooms
- Replace locker rooms, fitness and wrestling rooms
- Remove antiquated buildings
- Improve playfields

Georgia Brown Dual Immersion Magnet School

- Construct new classrooms
- Remove relocatables
- Renovate shade structure and gazebo
- Renovate playfields
- Construct new library and multi-purpose room
- Renovate kindergarten
- Renovate existing classrooms and school buildings
- Expand hard court
- Improve student drop-off
- Improve bus drop-off

Glen Speck Academy of the Arts

- Construct new classrooms
- Remove relocatables and antiquated building
- Upgrade library
- Build computer lab
- Renovate student restrooms, school office and support facilities
- Renovate playfields
- Improve and expand hard court
- Construct multi-purpose room/performing arts building
- Improve parking and student drop-off
- Renovate existing classrooms and facilities

Kermit King Elementary School

- Construct new classrooms
- Remove relocatable
- Renovate shade structure
- Field Renovation
- Improve student drop-off and parking

Marie Bauer Preschool

- Remove existing buildings
- Improve existing parking and student drop-off
- Construct classrooms
- Build new play area
- Add new parking

Paso Robles Jt. USD Aquatics Complex

- Construct 50-meter competition and 25-meter lap pools
- Construct pool deck
- Install bleachers and concessions
- Build changing rooms, locker rooms and restrooms
- Construct pool equipment room
- Install solar water heating

Pat Butler Elementary School

- Construct new classrooms
- Improve handicap access
- Remove relocatable
- Move ball wall
- Renovate shade structure
- Re-grade playfields
- Improve student drop-off and parking area

Virginia Peterson Elementary School

- Construct new classrooms
- Remove relocatables
- Renovate playfields
- Improve handicap access
- Improve bus drop-off

Winifred Pifer Elementary School

- Renovate shade structure
- Renovate playfields
- Improve student drop-off

**Scope of Projects.** The Projects which are described above include all related and incidental costs, including their share of the costs of the election and bond issuance and costs of design, engineering, architect and other professional services, inspections, site preparation, demolition, utilities, and other planning, legal, accounting and similar costs, independent annual financial and performance audits, a customary contingency, and other costs incidental to and necessary for completion of the listed Projects.

In addition to the Projects listed above, the repair and renovation of each of the existing school facilities may include, but not be limited to, some or all of the following: renovate student and staff restrooms; installation of signage, clocks, bells and fencing; repair and replace heating and ventilation systems; upgrade of facilities for energy efficiencies; repair and replace worn-out and deteriorated roofs, windows, walls, doors and drinking fountains; improve school facilities for disability access; install wiring and electrical systems to safely accommodate computers, technology and other electrical devices and needs; upgrade support facilities, repair and replace gas, water and sewer systems and lines, fire alarms, emergency communications and security systems; resurface or replace hard courts, asphalt, turf and irrigation systems and campus landscaping; interior and exterior painting and floor covering; demolition; construct various forms of storage and support spaces and classrooms; repair, upgrade and install interior and exterior lighting systems; improve or reconstruct playgrounds, athletic fields and play apparatus; and replace outdated security fences and security systems (including access control systems).

The scope and nature of any of the specific Projects described may be altered by the District as required by unforeseen conditions that may arise during the course of design and construction. In the event that a modernization or renovation project will result in higher costs than relocation and construction, this bond measure authorizes land acquisition, relocation and reconstruction, and all costs relating thereto, for said reasons or based on other considerations deemed in the best interest of the District by the Board of Trustees. In addition, this measure authorizes the acquisition of real property required to expand or provide school facility projects at the listed sites.

The aquatic facility will be a district wide facility supporting physical education, athletic, swimming, and emergency water safety programs in all schools as well as for community use outside of school hours, including senior health and wellness programs. The facility is currently

planned to be constructed on the Paso Robles High School campus. In addition to bond funding, the District will seek private donations and joint-use funding to complete the project.

Bond proceeds may also be expended to acquire equipment in any classroom or other educational facility within the District. The District may alter the scope and nature of any of the specific projects that are described below as required by conditions that arise over time.

Whenever specific items are included in the following list, they are presented to provide examples and are not intended to limit the generality of the broader description of authorized projects. The order in which particular projects are listed is not intended to indicate priority for funding or completion.

**Projects Subject to Available Funding.** The foregoing list of projects is subject to the availability of adequate funding to the District for SFID No. 1. Approval of the bond measure does not guarantee that the proposed projects in SFID No. 1 that are the subject of bonds under the measure will be funded beyond the local revenues generated by the bond measure. The District plans to pursue funds from the State of California, if available, to complete certain of the identified Projects. The District's proposal for the Projects may assume the receipt of matching state funds, which could be subject to appropriation by the Legislature or approval of a statewide bond measure.

### IMPARTIAL ANALYSIS OF MEASURE M-16

This measure will determine whether the Paso Robles Joint Unified School District ("the District") may issue \$95 million in bonds to improve school facilities within School Facilities Improvement District No. 1 ("the SFID"), an improvement district previously established by the Board of Trustees of the District ("the Board") under California Education Code section 15300 et seq. The measure is placed on the ballot by the Board and will become effective if 55% of the voters of the SFID vote "yes" on the measure.

On November 7, 2000, California voters passed "Proposition 39," amending Article XIII A, section 1(b)(3) and Article XVI, section 18 of the California Constitution. The amendments authorize the District to incur bonded indebtedness for the purpose of financing the construction, reconstruction, rehabilitation, or replacement of school facilities, in accordance with certain accountability requirements. To implement the requirements of Proposition 39, the Legislature enacted the "Strict Accountability in Local School Construction Bond Act of 2000" (Educ. Code, § 15264, et seq.; "the Act"). This measure is proposed in accordance with the Act.

If approved, the measure will authorize the District to issue up to \$95 million in general obligation bonds, to bear interest at a rate not to exceed the maximum permitted by law. The types of improvement projects to be funded by bond proceeds are included in the Bond Project List (included in the full-text of the measure). In accordance with the Act, the Board has certified that it has evaluated safety, class size reduction, enrollment growth and information technology needs in developing the Bond Project List.

Revenue from bond sales will be used only to repair, acquire, upgrade, equip and construct classrooms and school facilities within the SFID, and not for any other purpose, including teacher and employee salaries and other school operating expenses. Approval of the bond measure does not guarantee that particular projects will be funded.

Principal and interest on the bonds will be payable from the proceeds of ad valorem taxes levied annually on taxable real property within the SFID. These taxes would be in addition to the property taxes currently levied on taxpayers within the SFID. The amount of the increased taxes each year would depend upon the amount needed to pay the principal and interest on the bonds. The District's Tax Rate Statement, which accompanies this analysis, reflects an estimate of the maximum property tax levies required to service the bonds. The actual tax rates may vary depending on the timing of sales, amount of bonds sold, fluctuations in market interest rates, and changes in assessed valuations.

Performance and financial audits must be completed annually to ensure that bond proceeds are spent only as specified in the measure. An independent citizens' oversight committee will monitor expenditures and provide oversight. Bond proceeds will be deposited in a separate account. As long as any bond proceeds remain unexpended, annual reports will be filed with the Board stating the amount of funds collected and expended, and the status of projects authorized by the measure.

A "yes" vote on this measure is a vote in favor of the District issuing \$95 million in bonds to improve school facilities within the SFID.

A "no" vote on this measure is a vote against the District issuing \$95 million to improve school facilities within the SFID.

s/ RITA L. NEAL  
County Counsel

### TAX RATE STATEMENT FOR MEASURE M-16

An election will be held in School Facilities Improvement District No. 1 of the Paso Robles Joint Unified School District ("SFID No. 1") on November 8, 2016, to authorize the sale of up to \$95 million in bonds of SFID No. 1 to finance school facilities.

If the bonds are authorized and sold, debt service thereon will be payable from the proceeds of tax levies made upon the taxable property within SFID No. 1. The following information is provided in compliance with Sections 9400-9404 of the Elections Code of the State of California.

1. The best estimate of the tax which would be required to be levied to fund this bond issue during the first fiscal year after the sale of the first series of bonds, based on estimated assessed valuations available at the time of filing of this statement, is \$0.04853 per \$100 (\$48.53 per \$100,000) of assessed valuation in fiscal year 2017 - 2018.

2. The best estimate of the tax which would be required to be levied to fund this bond issue during the first fiscal year after the sale of the last series of bonds, based on estimated assessed valuations available at the time of filing of this statement, is \$0.04853 per \$100 (\$48.53 per \$100,000) of assessed valuation in fiscal year 2026 - 2027.

3. The best estimate of the highest tax rate which would be required to be levied to fund this bond issue, based on estimated assessed valuations available at the time of filing of this statement, is \$0.04853 per \$100 (\$48.53 per \$100,000) of assessed valuation in fiscal years 2017 - 2018.

4. The best estimate of the average tax rate which would be required to be levied to fund this bond issue during the life of the bonds, based on estimated assessed valuations available at the time of filing of this statement, is \$0.04775 per \$100 (\$47.75 per \$100,000) of assessed valuation.

5. The best estimate of the total debt service, including principal and interest, that would be required to be repaid if all the bonds are issued and sold is \$163,477,337.

Voters should note that the estimated tax rates are based on the *ASSESSED VALUE* of taxable property on the County's official tax rolls, not on the property's market value. Property owners should consult their own property tax bills to determine their property's assessed value and any applicable tax exemptions.

Attention of all voters is directed to the fact that the foregoing information is based upon the District's projections and estimates only, which are not binding upon the District and SFID No. 1. The actual tax rates and the years in which they will apply may vary from those presently estimated, due to variations from these estimates in the timing of bond sales, the amount of bonds sold and market interest rates at the time of each sale, and actual assessed valuations over the term of repayment of the bonds.

The dates of sale and the amount of bonds sold at any given time will be determined by the District based on the need for construction funds and other factors, including the legal limitations on bonds approved by a 55% vote. The actual interest rates at which the bonds will be sold will depend on the bond market at the time of each sale. Actual future assessed valuation will depend upon the amount and value of taxable property within SFID No. 1 as determined by the County Assessor in the annual assessment and the equalization process.

s/ Chris Williams  
Superintendent, Paso Robles Joint Unified School District



### ARGUMENT IN FAVOR OF MEASURE M-16

Paso Robles citizens are well known for their pride in their community and their strong fiscal conservatism. Together, these two characteristics are why it is critical that we invest in and protect our community's most valuable resource – our local public schools – while still demanding that ironclad taxpayer protections be in place to ensure our tax dollars are spent prudently and wisely.

Measure M accomplishes both of these goals and deserves your vote. Here's why.

Measure M will repair and improve Paso Robles Joint Unified School District by:

- Constructing career technical and vocational education classrooms
- Undertaking basic health and safety improvements at schools and classrooms built decades ago – **including one that is over eighty years old!**
- Repairing and replacing leaky roofs
- Installing Science, Technology, Engineering, Arts and Math (STEAM) labs at schools throughout the district
- Replacing aging portables with permanent buildings
- Retrofitting schools and classrooms for earthquake safety

Measure M imposes tough taxpayer protections by:

- **Ensuring** our local school projects are eligible for State matching funds
- **Requiring** independent citizen oversight and annual audits
- **Prohibiting** funds from going to administrators' salaries, pensions, or benefits
- **Imposing** tough legal restrictions requiring all monies to be spent on our local schools
- **Prohibiting** the State from taking local bond funds and spending them in other districts

Vote **YES** to improve security and safety at our school sites.

Vote **YES** to ensure our schools continue to offer students the education they need to compete in the modern world.

Vote **YES** to protect taxpayers with independent financial audits.

Vote **YES** to provide the kinds of schools that improve property values.

To build better and safer schools, improve student achievement, protect taxpayer dollars and enhance property values, please join business leaders, teachers, parents, grandparents and neighbors in voting YES on Measure M.

s/ Dee Lacey  
Rancher

s/ W. Gary Eberle  
Wine Owner

s/ James J. Brescia  
County Superintendent

s/ Dale W. Gomer  
Businessman

s/ Steven A. Orduño  
Pastor; Community Member

**NO ARGUMENT AGAINST MEASURE M-16 WAS SUBMITTED**



## Visit Us On The Web

[www.slovote.com](http://www.slovote.com)

### Voter Status Search

To see your voter status, enter the following information and click "Show status"

In order to maintain the privacy of the voter, the information provided must be an exact match to the voter registration on file with our office and all fields must be completed.

If you cannot view your voter status, please contact the Elections Office at 781-5228 and we will assist you

Birth date (format: mm/dd/yyyy)   
Last 4 digits of your California driver's license number (or the last 4 digits of your California ID number)   
Street address (number only)   
(example: if your address is 123 Main, enter 123)

Show status

## Find Out The Status Of Your Vote-By-Mail Ballot

### Voter Registration Status

Registered City: San Luis Obispo

Registered Political Party: Democratic

Voter Registration Status: Active

\* Vote-by-Mail Status: Permanent Vote-By-Mail voter

### Vote-by-Mail Ballot Status

Ballot Category: Permanent Vote-By-Mail voter

Date Issued: 10/4/2010

Date Returned: 11/02/2010

Challenged:

Return Source: Ballot returned by mail

## ASSISTANCE for VOTERS with SPECIAL NEEDS



San Luis Obispo offers voters with disabilities options that provide a private and independent voting environment. The San Luis Obispo County Clerk-Recorder wants to help you create a voting plan that works for you. See your options below.

- Voting at the Polls: Find your polling place and check for its accessibility at the Clerk-Recorder's website.
- AutoMARK ballot-marking machines are available in every polling place on Election Day and at the County Clerk-Recorder's Office 22 days prior to the election for early voting.
- Curbside voting is also available. If you arrive at your polling place and cannot get to the voting area, ask for assistance.
- Vote by Mail: Request to receive your ballot by mail or become a permanent vote by mail voter and automatically receive your ballot for each election. Check the status of your vote-by-mail ballot at the Clerk-Recorder's website.

### **LiveBallot - an Accessible, Audio-Enabled Sample Ballot and Voter Information Guide from the Clerk-Recorder's Website**

The web-based technology meets the requirements of Section 508 in the Americans with Disabilities Act and is compliant with all major screen readers, tactile switches, closed captioning, and sip-and-puff systems.

Voters will be able to access the contests on their ballots, the candidates' statements of qualifications, and local measure pages (impartial analysis, arguments and rebuttals) on the web. Large print format of the state ballot measures will continue to be available.

### **Additional Assistance:**

Audio recordings of local measures and candidate statements are available, upon request, from the Clerk-Recorder's office. In addition, the Secretary of State's Office has a TDD (Telecommunications Device for the Deaf) to provide elections information: **1-800-833-8683 (1-800-TDD-VOTE)**.

**Disability Rights California** will operate a statewide hotline on Election Day, from 7:00 a.m. to 8:00 p.m. to assist voters with disabilities.

**[www.slovote.com](http://www.slovote.com)**

**Contact us for additional information.  
Contact Information on the Front Cover**

## What can the Clerk-Recorder do for you?



You already know us as the Registrar of Voters. The Clerk-Recorder also functions as the Clerk of the Board of Supervisors, County Recorder, County Clerk and Commissioner of Civil Marriages.

What other services are offered by the department? Here are just a few...

- File Fictitious Business Name Statements
- Maintain Official Records (land records)
- Issue Marriage Licenses
- Perform Wedding Ceremonies
- Provide Certified Copies of Vital Records for events that occurred in San Luis Obispo County (Births, Deaths and Marriages)
- Watch Board of Supervisor's meetings online and view associated documents

For more information, visit us on the internet at [www.slovote.com](http://www.slovote.com), contact us by phone (805) 781-5080 and don't forget to follow us on:



<http://www.facebook.com/slocountyclerkrec>



<http://twitter.com/slocountyclerk>



## **REASONS WHY YOUR BALLOT WOULD NOT BE COUNTED**

1. Ballot arrives after the deadline.
2. The I.D. Return Envelope is not signed.
3. The signature on the I.D. Return Envelope does not match the signature on the voter's Affidavit of Registration.
4. The ballot is returned by someone other than the voter or voter's authorized agent.
5. The ballot is returned without the I.D. Return Envelope.

**ASSISTANCE FOR THE HEARING OR VISUALLY IMPAIRED VOTER:** The Secretary of State's Office has a TDD (Telecommunications Device for the Deaf) to provide elections information: 1-800-833-8683 (1-800-TDD-VOTE). For the visually impaired, audio recordings and large print format of the state ballot measures and audio recordings of local measures and candidates are available from the Clerk-Recorder Department. Call for more information.

**AUTOMARK:** The AutoMARK ballot marking device will be available for use at the Clerk-Recorder's Office in San Luis Obispo 22 days prior to the election and will be available at the polls on Election Day. The marking device is designed to assist voters with disabilities, such as vision or dexterity impairments, in marking their ballots. Call for more information.

**PERMANENT VOTE-BY-MAIL STATUS:** Voters with Permanent VBM Status are sent ballots for each election in which they are entitled to vote, as long as they remain on the Permanent Vote by Mail list. If you fail to return your voted ballot for four consecutive statewide general elections your name will be removed from the Permanent Vote by Mail List and you will need to re-apply.

**VOTE-BY-MAIL LOOK-UP ON THE WEB:** Check the status of your returned VBM ballot on the Internet at [www.slovote.com](http://www.slovote.com)

### **Contact Information on the Front Cover**

**ELECTION DAY: November 8, 2016**  
**Polls open at 7 A.M. and close at 8 P.M.**  
**Since Poll Locations may change every election, please**  
**pay careful attention where you can drop off your Vote-By-Mail**  
**ballot on Election Day:**

**North County**

San Miguel Community Bldg.  
256 13th St  
San Miguel

Heritage Ranch Senior Ctr.  
4880 Heritage Ranch Rd  
Paso Robles

Paso Robles Community  
Church  
2706 Spring St.  
Paso Robles

Plymouth Cong. Church  
1301 Oak St  
Paso Robles

Shandon Community Bldg  
195 N Second St  
Shandon

Creston Fire Station  
6055 Webster Rd  
Creston

Estrella Warbirds Museum  
4251 Dry Creek Rd  
Paso Robles

Grace Baptist Church  
535 Creston Rd  
Paso Robles

Centennial Park  
600 Nickerson Dr  
Paso Robles

Highlands Church  
215 Oak Hill Rd  
Paso Robles

Paso Robles Vets Hall  
240 Scott St.  
Paso Robles

Paso Robles Temple Assoc.  
Shine Hall  
320 Sherwood Rd  
Paso Robles

Templeton Hills Seventh-Day  
Adventist Church  
930 Templeton Hills Rd  
Templeton

Templeton Community  
Building  
601 Main St  
Templeton

Atascadero Gospel Chapel  
8205 Curbaril  
Atascadero

Community Church of  
Atascadero  
5850 Rosario Ave  
Atascadero

Atascadero Elks Lodge  
1516 El Camino Real  
Atascadero

St Luke's Episcopal Church  
5318 Palma Ave  
Atascadero

Berean Bible Church  
9325 El Bordo  
Atascadero

Atascadero Lake Pavilion  
9315 Pismo Ave  
Atascadero

United Methodist Church of  
Atascadero  
11605 El Camino Real  
Atascadero

Santa Margarita Community  
Hall  
Murphy & I St  
Santa Margarita

**South County**

Avila Beach Community  
Center  
191 San Miguel St  
Avila Beach

Shell Beach Vets Hall  
230 Leeward Ave  
Shell Beach

New Life Community Church  
990 James Way  
Pismo Beach

Ramona Garden Park Ctr  
993 Ramona Ave  
Grover Beach

First Presbyterian Church  
1830 Farroll Rd  
Grover Beach

Oak Park Christian Church  
386 N. Oak Park Blvd  
Grover Beach

Grover Beach Community  
Center  
1230 Trouville Ave  
Grover Beach

Central Coast Baptist Church  
192 S. 9th St  
Grover Beach

South County Regional  
Center  
800 W. Branch St  
Arroyo Grande

Arroyo Grande Community  
Center  
211 Vernon Ave  
Arroyo Grande

St John's Lutheran Church  
959 Valley Rd  
Arroyo Grande

American Legion Hall  
417 Orchard St  
Arroyo Grande

Gospel Lighthouse of AG  
497 Fair Oaks Ave  
Arroyo Grande

Pismo Coast Association of  
Realtors  
1126 E. Grande Ave  
Arroyo Grande

Calvary Chapel  
1133 Maple St  
Arroyo Grande

Cypress Ridge Community  
Bldg  
1050 Cypress Ridge Parkway  
Arroyo Grande

Oceano CSD Office  
1655 Front St  
Oceano

**Continued on next page...**

**ELECTION DAY: November 8, 2016 (Cont.)**

**Polls open at 7 A.M. and close at 8 P.M.**

**Since Poll Locations may change every election, please  
pay careful attention where you can drop off your Vote-By-Mail  
ballot on Election Day:**

**South County (cont.)**

Rancho Del Arroyo MHP  
2700 Cienaga St  
Oceano

The Edwards Barn  
1095 Pomeroy Rd  
Nipomo

Nipomo High School  
525 N Thompson Ave  
Nipomo

Nipomo CSD Office  
148 S Wilson St  
Nipomo

Nipomo Branch Library  
918 W. Tefft St  
Nipomo

The Monarch Club – Art Rm  
1645 Trilogy Parkway  
Nipomo

**San Luis Obispo**

Canyon Hills of SLO  
525 Cerro Romauldo  
San Luis Obispo

Creekside Mobile Home  
Community Room  
3960 S. Higuera  
San Luis Obispo

Chumash Village Recreation  
Hall  
3057 S. Higuera St  
San Luis Obispo

San Luis Obispo Grange  
2880 Broad St.  
San Luis Obispo

Grace Church  
1036 Pismo St  
San Luis Obispo

Laguna Lake Mobile Estates  
1801 Prefumo Canyon Rd  
San Luis Obispo

Church of the Nazarene  
3396 Johnson Ave  
San Luis Obispo

Ludwick Community Center  
864 Santa Rosa St-Off Mill St.  
San Luis Obispo

SLO Veterans Hall  
801 Grand Ave  
San Luis Obispo

Mountainbrook Community  
Church  
1775 Calle Joaquin  
San Luis Obispo

Cal Poly Chumash  
Auditorium  
Cal Poly Campus  
San Luis Obispo

Zion Lutheran Church  
1010 Foothill Blvd  
San Luis Obispo

SLO County Farm Bureau  
4875 Morabito Pl  
San Luis Obispo

United Church of Christ  
11245 Los Osos Valley Rd  
San Luis Obispo

C.L. Smith School  
1375 Balboa St  
San Luis Obispo

Los Ranchos School  
5785 Los Ranchos Rd  
San Luis Obispo

Unitarian Universalist  
Fellowship  
2201 Lawton St  
San Luis Obispo

Unity of San Luis Obispo  
1130 Orcutt Rd  
San Luis Obispo

**North Coast**

First Christian Church  
2050 Ironwood Ave.  
Morro Bay

Morro Bay Veterans Hall  
209 Surf St  
Morro Bay

Del Mar Elementary School  
501 Sequoia St  
Morro Bay

Baywood Elementary School  
1330 9th St  
Los Osos

Los Osos Christian Fellowship  
1335 7th St  
Los Osos

Los Osos Middle School  
1555 El Morro Ave  
Los Osos

Cambria Veterans Hall  
1000 Main St  
Cambria

Cayucos Community Church  
60 S. 3rd St  
Cayucos

St Elizabeth Ann Seton Parish  
2050 Palisades Ave  
Los Osos

First Baptist Church  
1900 Los Osos Valley Rd  
Los Osos

Monarch Grove School  
348 Los Osos Valley Rd  
Los Osos

Trinity Methodist Church  
490 Los Osos Valley Rd  
Los Osos

**County Clerk-Recorder**

Main Office- SLO  
1055 Monterey St D120  
San Luis Obispo

North County Office  
(Atascadero Library – 2<sup>nd</sup>  
Floor)  
6565 Capistrano Ave.  
Atascadero





**CERTIFICATE OF THE COUNTY CLERK  
RESULTS OF CANVASS OF ALL VOTES CAST  
PASO ROBLES JOINT UNIFIED SCHOOL DISTRICT  
FACILITIES IMPROVEMENT DISTRICT NO. 1  
MEASURE M-16  
CONSOLIDATED GENERAL ELECTION  
NOVEMBER 8, 2016**

I, **TOMMY GONG**, County Clerk-Recorder of the County of San Luis Obispo, do hereby certify that pursuant to law I did canvass the returns of the votes cast at the above referenced election in the Paso Robles Joint Unified School District Facilities Improvement District No. 1 on November 8, 2016, and that the Statement of Votes Cast, to which this certificate is attached, shows the number of votes cast in said district for and against said measure, and that the totals shown for and against said measure in said district, and in each of the respective precincts therein, are full, true and correct.

**MEASURE M-16:**

To repair, acquire, upgrade, equip and construct school classrooms and facilities including science, technology, engineering, arts, and math classrooms; expand career technical education; replace aging portables, fix leaky roofs, repair deteriorating plumbing/ electrical wiring; and improve building earthquake safety, shall the School Facilities Improvement District No.1 of Paso Robles Joint Unified School District be authorized to issue \$95,000,000 of bonds with legal interest rates, independent citizens' oversight, annual audits, all funds spent on local schools and not for administrator salaries or taken by the State?

**WITNESS**, my hand and Official Seal, this 5th day of December, 2016

  
**TOMMY GONG**, County Clerk-Recorder



Statement of Votes Cast  
2016 CONSOLIDATED GENERAL ELECTION  
SOVC For PASO ROBLES JT UNIFIED SCHOOL DIST, All Counters, SCHOOLS  
FINAL OFFICIAL ELECTION RESULTS

Date:12/05/16  
Time:16:35:59  
Page:1 of 36

	TURN OUT		
	Reg. Voters	Ballots Cast	% Turnout
Jurisdiction Wide			
CON 101-01			
Polling	1730	439	25.38%
VBM	1730	906	52.37%
Total	1730	1345	77.75%
CON 102-02			
Polling	1951	426	21.83%
VBM	1951	1261	64.63%
Total	1951	1687	86.47%
CON 103-03			
Polling	1384	335	24.21%
VBM	1384	796	57.51%
Total	1384	1131	81.72%
CON 104-04			
Polling	832	220	26.44%
VBM	832	526	63.22%
Total	832	746	89.66%
CON 105-05			
Polling	670	173	25.82%
VBM	670	409	61.04%
Total	670	582	86.87%
CON 106-06			
Polling	1440	338	23.47%
VBM	1440	925	64.24%
Total	1440	1263	87.71%
CON 108-04			
Polling	1637	311	19.00%
VBM	1637	992	60.60%
Total	1637	1303	79.60%
CON 109-05			
Polling	1620	454	28.02%
VBM	1620	825	50.93%
Total	1620	1279	78.95%
CON 110-05			
Polling	883	280	31.71%
VBM	883	423	47.90%
Total	883	703	79.61%
CON 111-08			
Polling	1008	220	21.83%
VBM	1008	645	63.99%
Total	1008	865	85.81%
CON 112-08			

Statement of Votes Cast  
2016 CONSOLIDATED GENERAL ELECTION  
SOVC For PASO ROBLES JT UNIFIED SCHOOL DIST, All Counters, SCHOOLS  
FINAL OFFICIAL ELECTION RESULTS

Date:12/05/16  
Time:16:35:59  
Page:2 of 36

	TURN OUT		
	Reg. Voters	Ballots Cast	% Turnout
Polling	1621	408	25.17%
VBM	1621	939	57.93%
Total	1621	1347	83.10%
CON 113-09			
Polling	883	230	26.05%
VBM	883	490	55.49%
Total	883	720	81.54%
CON 114-10			
Polling	973	277	28.47%
VBM	973	493	50.67%
Total	973	770	79.14%
CON 115-06			
Polling	1771	387	21.85%
VBM	1771	1086	61.32%
Total	1771	1473	83.17%
CON 116-11			
Polling	1822	442	24.26%
VBM	1822	1069	58.67%
Total	1822	1511	82.93%
CON 117-06			
Polling	791	199	25.16%
VBM	791	420	53.10%
Total	791	619	78.26%
CON 118-11			
Polling	934	257	27.52%
VBM	934	422	45.18%
Total	934	679	72.70%
CON 119-12			
Polling	1304	312	23.93%
VBM	1304	799	61.27%
Total	1304	1111	85.20%
CON 120-12			
Polling	1024	257	25.10%
VBM	1024	621	60.64%
Total	1024	878	85.74%
CON 519-03			
Polling	1254	256	20.41%
VBM	1254	820	65.39%
Total	1254	1076	85.81%
CON 520-06			
Polling	682	102	14.96%
VBM	682	486	71.26%

Statement of Votes Cast  
2016 CONSOLIDATED GENERAL ELECTION  
SOVC For PASO ROBLES JT UNIFIED SCHOOL DIST, All Counters, SCHOOLS  
FINAL OFFICIAL ELECTION RESULTS

Date:12/05/16  
Time:16:35:59  
Page:3 of 36

	TURN OUT		
	Reg. Voters	Ballots Cast	% Turnout
Total	682	588	86.22%
MB10			
Polling	379	0	0.00%
VBM	379	293	77.31%
Total	379	293	77.31%
Total			
Polling	26593	6323	23.78%
VBM	26593	15646	58.84%
Total	26593	21969	82.61%
CONGRESSIONAL			
24TH CONGRESSIONAL DISTRICT			
Polling	26593	6323	23.78%
VBM	26593	15646	58.84%
Total	26593	21969	82.61%
Total			
Polling	26593	6323	23.78%
VBM	26593	15646	58.84%
Total	26593	21969	82.61%
SENATE			
17TH SENATORIAL DISTRICT			
Polling	26593	6323	23.78%
VBM	26593	15646	58.84%
Total	26593	21969	82.61%
Total			
Polling	26593	6323	23.78%
VBM	26593	15646	58.84%
Total	26593	21969	82.61%
ASSEMBLY			
35TH ASSEMBLY DISTRICT			
Polling	26593	6323	23.78%
VBM	26593	15646	58.84%
Total	26593	21969	82.61%
Total			
Polling	26593	6323	23.78%
VBM	26593	15646	58.84%
Total	26593	21969	82.61%
BOARD OF EQUALIZATION			
STATE BOARD OF EQUAL DIST 2			

Statement of Votes Cast  
2016 CONSOLIDATED GENERAL ELECTION  
SOVC For PASO ROBLES JT UNIFIED SCHOOL DIST, All Counters, SCHOOLS  
FINAL OFFICIAL ELECTION RESULTS

Date:12/05/16  
Time:16:35:59  
Page:4 of 36

	TURN OUT		
	Reg. Voters	Ballots Cast	% Turnout
Polling	26593	6323	23.78%
VBM	26593	15646	58.84%
Total	26593	21969	82.61%
Total			
Polling	26593	6323	23.78%
VBM	26593	15646	58.84%
Total	26593	21969	82.61%
SUPERVISOR/COMMISSIONER			
1ST SUPERVISORIAL DISTRICT			
Polling	24657	5965	24.19%
VBM	24657	14340	58.16%
Total	24657	20305	82.35%
5TH SUPERVISORIAL DISTRICT			
Polling	1936	358	18.49%
VBM	1936	1306	67.46%
Total	1936	1664	85.95%
Total			
Polling	26593	6323	23.78%
VBM	26593	15646	58.84%
Total	26593	21969	82.61%
CITIES			
CITY OF EL PASO DE ROBLES			
Polling	16271	4034	24.79%
VBM	16271	9224	56.69%
Total	16271	13258	81.48%
UNINCORPORATED AREAS			
Polling	10322	2289	22.18%
VBM	10322	6422	62.22%
Total	10322	8711	84.39%
Total			
Polling	26593	6323	23.78%
VBM	26593	15646	58.84%
Total	26593	21969	82.61%

Date:12/05/16  
Time:16:35:59  
Page:5 of 36

[illegible]

Statement of Votes Cast  
**2016 CONSOLIDATED GENERAL ELECTION**  
SOVC For PASO ROBLES JT UNIFIED SCHOOL DIST, All Counters, SCHOOLS  
**FINAL OFFICIAL ELECTION RESULTS**

Date:12/05/16  
Time:16:35:59  
Page:6 of 36

	CUESTA COMMUNITY COLLEGE BOARD MEMBER, TA 5											
	Reg. Voters	Vote For	Ballots Cast	Total Votes	Times Blank Voted	Times Over Voted	Number Of Under Votes	GEORGE E. GALVAN	MARY STROBRIDGE	Write-In Votes		
Polling	-	-	-	-	-	-	-	-	-	-	-	-
VBM	-	-	-	-	-	-	-	-	-	-	-	-
Total	-	-	-	-	-	-	-	-	-	-	-	-
CON 113-09												
Polling	-	-	-	-	-	-	-	-	-	-	-	-
VBM	-	-	-	-	-	-	-	-	-	-	-	-
Total	-	-	-	-	-	-	-	-	-	-	-	-
CON 114-10												
Polling	-	-	-	-	-	-	-	-	-	-	-	-
VBM	-	-	-	-	-	-	-	-	-	-	-	-
Total	-	-	-	-	-	-	-	-	-	-	-	-
CON 115-06												
Polling	-	-	-	-	-	-	-	-	-	-	-	-
VBM	-	-	-	-	-	-	-	-	-	-	-	-
Total	-	-	-	-	-	-	-	-	-	-	-	-
CON 116-11												
Polling	-	-	-	-	-	-	-	-	-	-	-	-
VBM	-	-	-	-	-	-	-	-	-	-	-	-
Total	-	-	-	-	-	-	-	-	-	-	-	-
CON 117-06												
Polling	-	-	-	-	-	-	-	-	-	-	-	-
VBM	-	-	-	-	-	-	-	-	-	-	-	-
Total	-	-	-	-	-	-	-	-	-	-	-	-
CON 118-11												
Polling	-	-	-	-	-	-	-	-	-	-	-	-
VBM	-	-	-	-	-	-	-	-	-	-	-	-
Total	-	-	-	-	-	-	-	-	-	-	-	-
CON 119-12												
Polling	-	-	-	-	-	-	-	-	-	-	-	-
VBM	-	-	-	-	-	-	-	-	-	-	-	-
Total	-	-	-	-	-	-	-	-	-	-	-	-
CON 120-12												
Polling	-	-	-	-	-	-	-	-	-	-	-	-
VBM	-	-	-	-	-	-	-	-	-	-	-	-
Total	-	-	-	-	-	-	-	-	-	-	-	-
CON 519-03												
Polling	1254	1	256	201	55	0	0	109 54.23%	92 45.77%	0	0.00%	
VBM	1254	1	820	626	194	0	0	326 52.08%	298 47.60%	2	0.32%	
Total	1254	2	1076	827	249	0	0	435 52.60%	390 47.16%	2	0.24%	
CON 520-06												
Polling	682	1	102	82	20	0	0	45 54.88%	37 45.12%	0	0.00%	
VBM	682	1	486	359	127	0	0	181 50.42%	176 49.03%	2	0.56%	

Date:12/05/16  
Time:16:35:59  
Page:7 of 36

[illegible]



Statement of Votes Cast  
**2016 CONSOLIDATED GENERAL ELECTION**  
SOVC For PASO ROBLES JT UNIFIED SCHOOL DIST, All Counters, SCHOOLS  
**FINAL OFFICIAL ELECTION RESULTS**

Date:12/05/16  
Time:16:35:59  
Page:8 of 36

CUESTA COMMUNITY COLLEGE BOARD MEMBER, TA 5

	Reg. Voters	Vote For	Ballots Cast	Total Votes	Times Blank Voted	Times Over Voted	Number Of Under Votes	GEORGE E: GALVAN	MARY STROBRIDGE	Write-In Votes
Polling	1936	2	358	283	75	0	0	154 54.42%	129 45.58%	0 0.00%
VBM	1936	2	1306	985	321	0	0	507 51.47%	474 48.12%	4 0.41%
Total	1936	4	1664	1268	396	0	0	661 52.13%	603 47.56%	4 0.32%
Total										
Polling	1936	2	358	283	75	0	0	154 54.42%	129 45.58%	0 0.00%
VBM	1936	2	1306	985	321	0	0	507 51.47%	474 48.12%	4 0.41%
Total	1936	4	1664	1268	396	0	0	661 52.13%	603 47.56%	4 0.32%
SUPERVISOR/COMMISSIONER										
1ST SUPERVISORIAL DISTRICT										
Polling	0	0	0	0	0	0	0	0 -	0 -	0 -
VBM	0	0	0	0	0	0	0	0 -	0 -	0 -
Total	0	0	0	0	0	0	0	0 -	0 -	0 -
5TH SUPERVISORIAL DISTRICT										
Polling	1936	2	358	283	75	0	0	154 54.42%	129 45.58%	0 0.00%
VBM	1936	2	1306	985	321	0	0	507 51.47%	474 48.12%	4 0.41%
Total	1936	4	1664	1268	396	0	0	661 52.13%	603 47.56%	4 0.32%
Total										
Polling	1936	2	358	283	75	0	0	154 54.42%	129 45.58%	0 0.00%
VBM	1936	2	1306	985	321	0	0	507 51.47%	474 48.12%	4 0.41%
Total	1936	4	1664	1268	396	0	0	661 52.13%	603 47.56%	4 0.32%
CITIES										
CITY OF EL PASO DE ROBLES										
Polling	0	0	0	0	0	0	0	0 -	0 -	0 -
VBM	0	0	0	0	0	0	0	0 -	0 -	0 -
Total	0	0	0	0	0	0	0	0 -	0 -	0 -
UNINCORPORATED AREAS										
Polling	1936	2	358	283	75	0	0	154 54.42%	129 45.58%	0 0.00%
VBM	1936	2	1306	985	321	0	0	507 51.47%	474 48.12%	4 0.41%
Total	1936	4	1664	1268	396	0	0	661 52.13%	603 47.56%	4 0.32%
Total										
Polling	1936	2	358	283	75	0	0	154 54.42%	129 45.58%	0 0.00%
VBM	1936	2	1306	985	321	0	0	507 51.47%	474 48.12%	4 0.41%
Total	1936	4	1664	1268	396	0	0	661 52.13%	603 47.56%	4 0.32%

Date:12/05/16  
Time:16:35:59  
Page:9 of 36

[illegible]

Statement of Votes Cast  
2016 CONSOLIDATED GENERAL ELECTION  
SOVC For PASO ROBLES JT UNIFIED SCHOOL DIST, All Counters, SCHOOLS  
FINAL OFFICIAL ELECTION RESULTS

Date:12/05/16  
Time:16:35:59  
Page:10 of 36

	PASO ROBLES JOINT UNIFIED SCHOOL DISTRICT GOVERNING BOARD MEMBER										
	Reg. Voters	Vote For	Ballots Cast	Total Votes	Times Blank Voted	Times Over Voted	Number Of Under Votes	JOAN SUMMERS		CHRIS BAUSCH	
Polling	1621	4	408	835	89	0	441	169	20.24%	177	21.20%
VBM	1621	4	939	2179	198	0	785	459	21.06%	446	20.47%
Total	1621	8	1347	3014	287	0	1226	628	20.84%	623	20.67%
CON 113-09											
Polling	883	4	230	434	59	0	250	94	21.66%	98	22.58%
VBM	883	4	490	1107	110	0	413	231	20.87%	250	22.58%
Total	883	8	720	1541	169	0	663	325	21.09%	348	22.58%
CON 114-10											
Polling	973	4	277	578	58	1	294	124	21.45%	135	23.36%
VBM	973	4	493	1171	103	1	385	251	21.43%	240	20.50%
Total	973	8	770	1749	161	2	679	375	21.44%	375	21.44%
CON 115-06											
Polling	1771	4	387	750	104	1	378	158	21.07%	176	23.47%
VBM	1771	4	1086	2397	261	2	895	494	20.61%	499	20.82%
Total	1771	8	1473	3147	365	3	1273	652	20.72%	675	21.45%
CON 116-11											
Polling	1822	4	442	883	90	0	525	175	19.82%	210	23.78%
VBM	1822	4	1069	2517	218	1	883	507	20.14%	543	21.57%
Total	1822	8	1511	3400	308	1	1408	682	20.06%	753	22.15%
CON 117-06											
Polling	791	4	199	419	38	0	225	83	19.81%	97	23.15%
VBM	791	4	420	966	79	0	398	207	21.43%	228	23.60%
Total	791	8	619	1385	117	0	623	290	20.94%	325	23.47%
CON 118-11											
Polling	934	4	257	501	57	0	299	108	21.56%	112	22.36%
VBM	934	4	422	913	98	0	383	202	22.12%	188	20.59%
Total	934	8	679	1414	155	0	682	310	21.92%	300	21.22%
CON 119-12											
Polling	1304	4	312	625	81	0	299	114	18.24%	152	24.32%
VBM	1304	4	799	1738	192	0	690	372	21.40%	357	20.54%
Total	1304	8	1111	2363	273	0	989	486	20.57%	509	21.54%
CON 120-12											
Polling	1022	4	257	561	59	0	231	120	21.39%	115	20.50%
VBM	1022	4	620	1381	157	0	471	280	20.28%	325	23.53%
Total	1022	8	877	1942	216	0	702	400	20.60%	440	22.66%
CON 519-03											
Polling	1254	4	256	459	60	0	325	85	18.52%	121	26.36%
VBM	1254	4	820	1747	206	0	709	341	19.52%	382	21.87%
Total	1254	8	1076	2206	266	0	1034	426	19.31%	503	22.80%
CON 520-06											
Polling	682	4	102	203	28	0	93	36	17.73%	50	24.63%
VBM	682	4	486	977	144	0	391	177	18.12%	244	24.97%

Date:12/05/16  
Time:16:35:59  
Page:11 of 36

PASO ROBLES JOINT UNIFIED SCHOOL DISTRICT GOVERNING BOARD MEMBER											
	Reg. Voters	Vote For	Ballots Cast	Total Votes	Times Blank Voted	Times Over Voted	Number Of Under Votes	JOAN SUMMERS		CHRIS BAUSCH	
Total	682	8	588	1180	172	0	484	213	18.05%	294	24.92%
MB10											
Polling	379	4	0	0	0	0	0	0	-	0	-
VBM	379	4	293	544	85	0	288	108	19.85%	130	23.90%
Total	379	8	293	544	85	0	288	108	19.85%	130	23.90%
Total											
Polling	26591	88	6323	12416	1503	7	6836	2474	19.93%	2851	22.96%
VBM	26591	88	15645	33776	3821	8	13488	6830	20.22%	7442	22.03%
Total	26591	176	21968	46192	5324	15	20324	9304	20.14%	10293	22.28%
CONGRESSIONAL											
24TH CONGRESSIONAL DISTRICT											
Polling	26591	88	6323	12416	1503	7	6836	2474	19.93%	2851	22.96%
VBM	26591	88	15645	33776	3821	8	13488	6830	20.22%	7442	22.03%
Total	26591	176	21968	46192	5324	15	20324	9304	20.14%	10293	22.28%
Total											
Polling	26591	88	6323	12416	1503	7	6836	2474	19.93%	2851	22.96%
VBM	26591	88	15645	33776	3821	8	13488	6830	20.22%	7442	22.03%
Total	26591	176	21968	46192	5324	15	20324	9304	20.14%	10293	22.28%
SENATE											
17TH SENATORIAL DISTRICT											
Polling	26591	88	6323	12416	1503	7	6836	2474	19.93%	2851	22.96%
VBM	26591	88	15645	33776	3821	8	13488	6830	20.22%	7442	22.03%
Total	26591	176	21968	46192	5324	15	20324	9304	20.14%	10293	22.28%
Total											
Polling	26591	88	6323	12416	1503	7	6836	2474	19.93%	2851	22.96%
VBM	26591	88	15645	33776	3821	8	13488	6830	20.22%	7442	22.03%
Total	26591	176	21968	46192	5324	15	20324	9304	20.14%	10293	22.28%
ASSEMBLY											
35TH ASSEMBLY DISTRICT											
Polling	26591	88	6323	12416	1503	7	6836	2474	19.93%	2851	22.96%
VBM	26591	88	15645	33776	3821	8	13488	6830	20.22%	7442	22.03%
Total	26591	176	21968	46192	5324	15	20324	9304	20.14%	10293	22.28%
Total											
Polling	26591	88	6323	12416	1503	7	6836	2474	19.93%	2851	22.96%
VBM	26591	88	15645	33776	3821	8	13488	6830	20.22%	7442	22.03%
Total	26591	176	21968	46192	5324	15	20324	9304	20.14%	10293	22.28%
BOARD OF EQUALIZATION											
STATE BOARD OF EQUAL DIST 2											

Statement of Votes Cast  
**2016 CONSOLIDATED GENERAL ELECTION**  
SOVC For **PASO ROBLES JT UNIFIED SCHOOL DIST, All Counters, SCHOOLS**  
**FINAL OFFICIAL ELECTION RESULTS**

Date:12/05/16  
Time:16:35:59  
Page:12 of 36

	PASO ROBLES JOINT UNIFIED SCHOOL DISTRICT GOVERNING BOARD MEMBER										
	Reg. Voters	Vote For	Ballots Cast	Total Votes	Times Blank Voted	Times Over Voted	Number Of Under Votes	JOAN SUMMERS		CHRIS BAUSCH	
Polling	26591	88	6323	12416	1503	7	6836	2474	19.93%	2851	22.96%
VBM	26591	88	15645	33776	3821	8	13488	6830	20.22%	7442	22.03%
Total	26591	176	21968	46192	5324	15	20324	9304	20.14%	10293	22.28%
Total											
Polling	26591	88	6323	12416	1503	7	6836	2474	19.93%	2851	22.96%
VBM	26591	88	15645	33776	3821	8	13488	6830	20.22%	7442	22.03%
Total	26591	176	21968	46192	5324	15	20324	9304	20.14%	10293	22.28%
SUPERVISOR/COMMISSIONER											
1ST SUPERVISORIAL DISTRICT											
Polling	24655	80	5965	11754	1415	7	6418	2353	20.02%	2680	22.80%
VBM	24655	80	14339	31052	3471	8	12388	6312	20.33%	6816	21.95%
Total	24655	160	20304	42806	4886	15	18806	8665	20.24%	9496	22.18%
5TH SUPERVISORIAL DISTRICT											
Polling	1936	8	358	662	88	0	418	121	18.28%	171	25.83%
VBM	1936	8	1306	2724	350	0	1100	518	19.02%	626	22.98%
Total	1936	16	1664	3386	438	0	1518	639	18.87%	797	23.54%
Total											
Polling	26591	88	6323	12416	1503	7	6836	2474	19.93%	2851	22.96%
VBM	26591	88	15645	33776	3821	8	13488	6830	20.22%	7442	22.03%
Total	26591	176	21968	46192	5324	15	20324	9304	20.14%	10293	22.28%
CITIES											
CITY OF EL PASO DE ROBLES											
Polling	16269	52	4034	8108	922	3	4328	1665	20.54%	1826	22.52%
VBM	16269	52	9223	20571	2105	6	7877	4322	21.01%	4409	21.43%
Total	16269	104	13257	28679	3027	9	12205	5987	20.88%	6235	21.74%
UNINCORPORATED AREAS											
Polling	10322	36	2289	4308	581	4	2508	809	18.78%	1025	23.79%
VBM	10322	36	6422	13205	1716	2	5611	2508	18.99%	3033	22.97%
Total	10322	72	8711	17513	2297	6	8119	3317	18.94%	4058	23.17%
Total											
Polling	26591	88	6323	12416	1503	7	6836	2474	19.93%	2851	22.96%
VBM	26591	88	15645	33776	3821	8	13488	6830	20.22%	7442	22.03%
Total	26591	176	21968	46192	5324	15	20324	9304	20.14%	10293	22.28%

Statement of Votes Cast  
2016 CONSOLIDATED GENERAL ELECTION  
SOVC For PASO ROBLES JT UNIFIED SCHOOL DIST, All Counters, SCHOOLS  
FINAL OFFICIAL ELECTION RESULTS

Date:12/05/16  
Time:16:35:59  
Page:13 of 36

	PASO ROBLES JOINT UNIFIED SCHOOL DISTRICT GOVERNING BOARD MEMBER					
	JOEL PETERSON		DAVE LAMBERT		DONALD GOLDAMMER	
					Write-In Votes	
Jurisdiction Wide						
CON 101-01						
Polling	166	19.39%	143	16.71%	177	20.68%
VBM	354	19.25%	331	18.00%	366	19.90%
Total	520	19.29%	474	17.59%	543	20.15%
CON 102-02						
Polling	161	19.90%	146	18.05%	156	19.28%
VBM	473	19.20%	450	18.27%	480	19.49%
Total	634	19.38%	596	18.22%	636	19.44%
CON 103-03						
Polling	129	20.16%	108	16.88%	129	20.16%
VBM	332	19.28%	318	18.47%	348	20.21%
Total	461	19.52%	426	18.04%	477	20.19%
CON 104-04						
Polling	92	21.85%	81	19.24%	69	16.39%
VBM	247	21.80%	211	18.62%	192	16.95%
Total	339	21.81%	292	18.79%	261	16.80%
CON 105-05						
Polling	77	25.25%	54	17.70%	49	16.07%
VBM	193	22.65%	148	17.37%	146	17.14%
Total	270	23.34%	202	17.46%	195	16.85%
CON 106-06						
Polling	126	20.49%	92	14.96%	134	21.79%
VBM	399	20.70%	330	17.12%	371	19.24%
Total	525	20.64%	422	16.59%	505	19.86%
CON 108-04						
Polling	122	20.30%	96	15.97%	119	19.80%
VBM	495	23.15%	409	19.13%	310	14.50%
Total	617	22.53%	505	18.44%	429	15.66%
CON 109-05						
Polling	199	22.82%	157	18.00%	155	17.78%
VBM	414	22.57%	348	18.97%	304	16.58%
Total	613	22.65%	505	18.66%	459	16.96%
CON 110-05						
Polling	120	22.06%	86	15.81%	89	16.36%
VBM	186	21.96%	147	17.36%	143	16.88%
Total	306	22.00%	233	16.75%	232	16.68%
CON 111-08						
Polling	111	21.98%	96	19.01%	80	15.84%
VBM	295	21.33%	251	18.15%	220	15.91%
Total	406	21.50%	347	18.38%	300	15.89%
CON 112-08						

Statement of Votes Cast  
2016 CONSOLIDATED GENERAL ELECTION  
SOVC For PASO ROBLES JT UNIFIED SCHOOL DIST, All Counters, SCHOOLS  
FINAL OFFICIAL ELECTION RESULTS

Date:12/05/16  
Time:16:35:59  
Page:14 of 36

	PASO ROBLES JOINT UNIFIED SCHOOL DISTRICT GOVERNING BOARD MEMBER					
	JOEL PETERSON		DAVE LAMBERT		DONALD GOLDAMMER	
					Write-In Votes	
Polling	165	19.76%	152	18.20%	159	19.04%
VBM	458	21.02%	452	20.74%	350	16.06%
Total	623	20.67%	604	20.04%	509	16.89%
CON 113-09						
Polling	84	19.35%	71	16.36%	80	18.43%
VBM	224	20.23%	202	18.25%	182	16.44%
Total	308	19.99%	273	17.72%	262	17.00%
CON 114-10						
Polling	109	18.86%	98	16.96%	105	18.17%
VBM	241	20.58%	218	18.62%	212	18.10%
Total	350	20.01%	316	18.07%	317	18.12%
CON 115-06						
Polling	156	20.80%	150	20.00%	105	14.00%
VBM	510	21.28%	475	19.82%	406	16.94%
Total	666	21.16%	625	19.86%	511	16.24%
CON 116-11						
Polling	196	22.20%	140	15.86%	158	17.89%
VBM	530	21.06%	497	19.75%	423	16.81%
Total	726	21.35%	637	18.74%	581	17.09%
CON 117-06						
Polling	85	20.29%	70	16.71%	82	19.57%
VBM	195	20.19%	179	18.53%	156	16.15%
Total	280	20.22%	249	17.98%	238	17.18%
CON 118-11						
Polling	98	19.56%	86	17.17%	90	17.96%
VBM	195	21.36%	173	18.95%	143	15.66%
Total	293	20.72%	259	18.32%	233	16.48%
CON 119-12						
Polling	147	23.52%	105	16.80%	100	16.00%
VBM	370	21.29%	329	18.93%	303	17.43%
Total	517	21.88%	434	18.37%	403	17.05%
CON 120-12						
Polling	119	21.21%	107	19.07%	97	17.29%
VBM	284	20.56%	261	18.90%	221	16.00%
Total	403	20.75%	368	18.95%	318	16.37%
CON 519-03						
Polling	81	17.65%	70	15.25%	95	20.70%
VBM	361	20.66%	323	18.49%	327	18.72%
Total	442	20.04%	393	17.82%	422	19.13%
CON 520-06						
Polling	43	21.18%	32	15.76%	41	20.20%
VBM	194	19.86%	166	16.99%	184	18.83%

Date:12/05/16  
Time:16:35:59  
Page:15 of 36

	PASO ROBLES JOINT UNIFIED SCHOOL DISTRICT GOVERNING BOARD MEMBER							
	JOEL PETERSON		DAVE LAMBERT		DONALD GOLDAMMER		Write-In Votes	
Total MB10	237	20.08%	198	16.78%	225	19.07%	13	1.10%
Polling VBM	0	-	0	-	0	-	0	-
Total	112	20.59%	94	17.28%	91	16.73%	9	1.65%
Total	112	20.59%	94	17.28%	91	16.73%	9	1.65%
Polling VBM	2586	20.83%	2140	17.24%	2269	18.27%	96	0.77%
Total	7062	20.91%	6312	18.69%	5878	17.40%	252	0.75%
Total	9648	20.89%	8452	18.30%	8147	17.64%	348	0.75%
<b>CONGRESSIONAL 24TH CONGRESSIONAL DISTRICT</b>								
Polling VBM	2586	20.83%	2140	17.24%	2269	18.27%	96	0.77%
Total	7062	20.91%	6312	18.69%	5878	17.40%	252	0.75%
Total	9648	20.89%	8452	18.30%	8147	17.64%	348	0.75%
Total	2586	20.83%	2140	17.24%	2269	18.27%	96	0.77%
Polling VBM	7062	20.91%	6312	18.69%	5878	17.40%	252	0.75%
Total	9648	20.89%	8452	18.30%	8147	17.64%	348	0.75%
<b>SENATE 17TH SENATORIAL DISTRICT</b>								
Polling VBM	2586	20.83%	2140	17.24%	2269	18.27%	96	0.77%
Total	7062	20.91%	6312	18.69%	5878	17.40%	252	0.75%
Total	9648	20.89%	8452	18.30%	8147	17.64%	348	0.75%
Total	2586	20.83%	2140	17.24%	2269	18.27%	96	0.77%
Polling VBM	7062	20.91%	6312	18.69%	5878	17.40%	252	0.75%
Total	9648	20.89%	8452	18.30%	8147	17.64%	348	0.75%
<b>ASSEMBLY 35TH ASSEMBLY DISTRICT</b>								
Polling VBM	2586	20.83%	2140	17.24%	2269	18.27%	96	0.77%
Total	7062	20.91%	6312	18.69%	5878	17.40%	252	0.75%
Total	9648	20.89%	8452	18.30%	8147	17.64%	348	0.75%
Total	2586	20.83%	2140	17.24%	2269	18.27%	96	0.77%
Polling VBM	7062	20.91%	6312	18.69%	5878	17.40%	252	0.75%
Total	9648	20.89%	8452	18.30%	8147	17.64%	348	0.75%
<b>BOARD OF EQUALIZATION STATE BOARD OF EQUAL DIST 2</b>								



**Statement of Votes Cast**  
**2016 CONSOLIDATED GENERAL ELECTION**  
**SOVC For PASO ROBLES JT UNIFIED SCHOOL DIST, All Counters, SCHOOLS**  
**FINAL OFFICIAL ELECTION RESULTS**

Date:12/05/16  
Time:16:35:59  
Page:16 of 36

	PASO ROBLES JOINT UNIFIED SCHOOL DISTRICT GOVERNING BOARD MEMBER							
	JOEL PETERSON		DAVE LAMBERT		DONALD GOLDAMMER		Write-In Votes	
Polling	2586	20.83%	2140	17.24%	2269	18.27%	96	0.77%
VBM	7062	20.91%	6312	18.69%	5878	17.40%	252	0.75%
Total	9648	20.89%	8452	18.30%	8147	17.64%	348	0.75%
Total								
Polling	2586	20.83%	2140	17.24%	2269	18.27%	96	0.77%
VBM	7062	20.91%	6312	18.69%	5878	17.40%	252	0.75%
Total	9648	20.89%	8452	18.30%	8147	17.64%	348	0.75%
SUPERVISOR/COMMISSIONER								
1ST SUPERVISORIAL DISTRICT								
Polling	2462	20.95%	2038	17.34%	2133	18.15%	88	0.75%
VBM	6507	20.96%	5823	18.75%	5367	17.28%	227	0.73%
Total	8969	20.95%	7861	18.36%	7500	17.52%	315	0.74%
5TH SUPERVISORIAL DISTRICT								
Polling	124	18.73%	102	15.41%	136	20.54%	8	1.21%
VBM	555	20.37%	489	17.95%	511	18.76%	25	0.92%
Total	679	20.05%	591	17.45%	647	19.11%	33	0.97%
Total								
Polling	2586	20.83%	2140	17.24%	2269	18.27%	96	0.77%
VBM	7062	20.91%	6312	18.69%	5878	17.40%	252	0.75%
Total	9648	20.89%	8452	18.30%	8147	17.64%	348	0.75%
CITIES								
CITY OF EL PASO DE ROBLES								
Polling	1711	21.10%	1414	17.44%	1419	17.50%	73	0.90%
VBM	4397	21.37%	3941	19.16%	3373	16.40%	129	0.63%
Total	6108	21.30%	5355	18.67%	4792	16.71%	202	0.70%
UNINCORPORATED AREAS								
Polling	875	20.31%	726	16.85%	850	19.73%	23	0.53%
VBM	2665	20.18%	2371	17.96%	2505	18.97%	123	0.93%
Total	3540	20.21%	3097	17.68%	3355	19.16%	146	0.83%
Total								
Polling	2586	20.83%	2140	17.24%	2269	18.27%	96	0.77%
VBM	7062	20.91%	6312	18.69%	5878	17.40%	252	0.75%
Total	9648	20.89%	8452	18.30%	8147	17.64%	348	0.75%

Date:12/05/16  
Time:16:35:59  
Page:17 of 36

[illegible]

Date:12/05/16  
Time:16:35:59  
Page:18 of 36

[illegible]

Date:12/05/16  
Time:16:35:59  
Page:19 of 36

		TEMPLETON UNIFIED SCHOOL DISTRICT GOVERNING BOARD MEMBER															
		Reg Voters	Vote For	Ballots Cast	Total Votes	Times Blank Voted	Times Over Voted	Number Of Under Votes	JAN NIMICK	BRENDA GRAY	NELSON YAMAGATA	TED DUBOST	KEVIN J. HAMERS				
Total		-	-	-	-	-	-	-	-	-	-	-	-	-	-	-	
MB10		-	-	-	-	-	-	-	-	-	-	-	-	-	-	-	
Polling		-	-	-	-	-	-	-	-	-	-	-	-	-	-	-	
VBM		-	-	-	-	-	-	-	-	-	-	-	-	-	-	-	
Total		-	-	-	-	-	-	-	-	-	-	-	-	-	-	-	
Total		2	3	0	0	0	0	0	0	-	0	-	0	-	0	-	
Polling		2	3	1	3	0	0	0	0	0.00%	0	0.00%	1	33.33%	1	33.33%	
VBM		2	3	1	3	0	0	0	0	0.00%	0	0.00%	1	33.33%	1	33.33%	
Total		2	6	1	3	0	0	0	0	0.00%	0	0.00%	1	33.33%	1	33.33%	
CONGRESSIONAL																	
24TH CONGRESSIONAL DISTRICT																	
Polling		2	3	0	0	0	0	0	0	-	0	-	0	-	0	-	
VBM		2	3	1	3	0	0	0	0	0.00%	0	0.00%	1	33.33%	1	33.33%	
Total		2	6	1	3	0	0	0	0	0.00%	0	0.00%	1	33.33%	1	33.33%	
Total		2	3	0	0	0	0	0	0	-	0	-	0	-	0	-	
Polling		2	3	1	3	0	0	0	0	0.00%	0	0.00%	1	33.33%	1	33.33%	
VBM		2	3	1	3	0	0	0	0	0.00%	0	0.00%	1	33.33%	1	33.33%	
Total		2	6	1	3	0	0	0	0	0.00%	0	0.00%	1	33.33%	1	33.33%	
SENATE																	
17TH SENATORIAL DISTRICT																	
Polling		2	3	0	0	0	0	0	0	-	0	-	0	-	0	-	
VBM		2	3	1	3	0	0	0	0	0.00%	0	0.00%	1	33.33%	1	33.33%	
Total		2	6	1	3	0	0	0	0	0.00%	0	0.00%	1	33.33%	1	33.33%	
Total		2	3	0	0	0	0	0	0	-	0	-	0	-	0	-	
Polling		2	3	1	3	0	0	0	0	0.00%	0	0.00%	1	33.33%	1	33.33%	
VBM		2	3	1	3	0	0	0	0	0.00%	0	0.00%	1	33.33%	1	33.33%	
Total		2	6	1	3	0	0	0	0	0.00%	0	0.00%	1	33.33%	1	33.33%	
ASSEMBLY																	
35TH ASSEMBLY DISTRICT																	
Polling		2	3	0	0	0	0	0	0	-	0	-	0	-	0	-	
VBM		2	3	1	3	0	0	0	0	0.00%	0	0.00%	1	33.33%	1	33.33%	
Total		2	6	1	3	0	0	0	0	0.00%	0	0.00%	1	33.33%	1	33.33%	
Total		2	3	0	0	0	0	0	0	-	0	-	0	-	0	-	
Polling		2	3	1	3	0	0	0	0	0.00%	0	0.00%	1	33.33%	1	33.33%	
VBM		2	3	1	3	0	0	0	0	0.00%	0	0.00%	1	33.33%	1	33.33%	
Total		2	6	1	3	0	0	0	0	0.00%	0	0.00%	1	33.33%	1	33.33%	
BOARD OF EQUALIZATION																	
STATE BOARD OF EQUAL DIST 2																	

Statement of Votes Cast  
2016 CONSOLIDATED GENERAL ELECTION  
SOVC For PASO ROBLES JT UNIFIED SCHOOL DIST, All Counters, SCHOOLS  
FINAL OFFICIAL ELECTION RESULTS

Date:12/05/16  
Time:16:35:59  
Page:20 of 36

	TEMPLETON UNIFIED SCHOOL DISTRICT GOVERNING BOARD MEMBER													
	Reg. Voters	Vote For	Ballots Cast	Total Votes	Times Blank Voted	Times Over Voted	Number Of Under Votes	JAN NIMICK	BRENDA GRAY	NELSON YAMAGATA	TED DUBOST	KEVIN J. HAMERS		
Polling	2	3	0	0	0	0	0	0	-	0	-	0	-	
VBM	2	3	1	3	0	0	0	0	0.00%	0	0.00%	1	33.33%	
Total	2	6	1	3	0	0	0	0	0.00%	0	0.00%	1	33.33%	
Total														
Polling	2	3	0	0	0	0	0	0	-	0	-	0	-	
VBM	2	3	1	3	0	0	0	0	0.00%	0	0.00%	1	33.33%	
Total	2	6	1	3	0	0	0	0	0.00%	0	0.00%	1	33.33%	
SUPERVISOR/COMMISSIONER														
1ST SUPERVISORIAL DISTRICT														
Polling	2	3	0	0	0	0	0	0	-	0	-	0	-	
VBM	2	3	1	3	0	0	0	0	0.00%	0	0.00%	1	33.33%	
Total	2	6	1	3	0	0	0	0	0.00%	0	0.00%	1	33.33%	
5TH SUPERVISORIAL DISTRICT														
Polling	0	0	0	0	0	0	0	0	-	0	-	0	-	
VBM	0	0	0	0	0	0	0	0	-	0	-	0	-	
Total	0	0	0	0	0	0	0	0	-	0	-	0	-	
Total														
Polling	2	3	0	0	0	0	0	0	-	0	-	0	-	
VBM	2	3	1	3	0	0	0	0	0.00%	0	0.00%	1	33.33%	
Total	2	6	1	3	0	0	0	0	0.00%	0	0.00%	1	33.33%	
CITIES														
CITY OF EL PASO DE ROBLES														
Polling	2	3	0	0	0	0	0	0	-	0	-	0	-	
VBM	2	3	1	3	0	0	0	0	0.00%	0	0.00%	1	33.33%	
Total	2	6	1	3	0	0	0	0	0.00%	0	0.00%	1	33.33%	
UNINCORPORATED AREAS														
Polling	0	0	0	0	0	0	0	0	-	0	-	0	-	
VBM	0	0	0	0	0	0	0	0	-	0	-	0	-	
Total	0	0	0	0	0	0	0	0	-	0	-	0	-	
Total														
Polling	2	3	0	0	0	0	0	0	-	0	-	0	-	
VBM	2	3	1	3	0	0	0	0	0.00%	0	0.00%	1	33.33%	
Total	2	6	1	3	0	0	0	0	0.00%	0	0.00%	1	33.33%	

Statement of Votes Cast  
2016 CONSOLIDATED GENERAL ELECTION  
SOVC For PASO ROBLES JT UNIFIED SCHOOL DIST, All Counters, SCHOOLS  
FINAL OFFICIAL ELECTION RESULTS

Date:12/05/16  
Time:16:35:59  
Page:21 of 36

	TEMPLETON UNIFIED SCHOOL DISTRICT Write-In Votes
Jurisdiction Wide	
CON 101-01	
Polling	-
VBM	-
Total	-
CON 102-02	
Polling	-
VBM	-
Total	-
CON 103-03	
Polling	-
VBM	-
Total	-
CON 104-04	
Polling	-
VBM	-
Total	-
CON 105-05	
Polling	-
VBM	-
Total	-
CON 106-06	
Polling	-
VBM	-
Total	-
CON 108-04	
Polling	-
VBM	-
Total	-
CON 109-05	
Polling	-
VBM	-
Total	-
CON 110-05	
Polling	-
VBM	-
Total	-
CON 111-08	
Polling	-
VBM	-
Total	-
CON 112-08	

Statement of Votes Cast  
 2016 CONSOLIDATED GENERAL ELECTION  
 SOVC For PASO ROBLES JT UNIFIED SCHOOL DIST, All Counters, SCHOOLS  
 FINAL OFFICIAL ELECTION RESULTS

Date:12/05/16  
 Time:16:35:59  
 Page:22 of 36

	TEMPLETON UNIFIED SCHOOL DISTRICT Write-In Votes	
Polling	-	-
VBM	-	-
Total	-	-
CON 113-09		
Polling	-	-
VBM	-	-
Total	-	-
CON 114-10		
Polling	-	-
VBM	-	-
Total	-	-
CON 115-06		
Polling	-	-
VBM	-	-
Total	-	-
CON 116-11		
Polling	-	-
VBM	-	-
Total	-	-
CON 117-06		
Polling	-	-
VBM	-	-
Total	-	-
CON 118-11		
Polling	-	-
VBM	-	-
Total	-	-
CON 119-12		
Polling	-	-
VBM	-	-
Total	-	-
CON 120-12		
Polling	0	
VBM	0	0.00%
Total	0	0.00%
CON 519-03		
Polling	-	-
VBM	-	-
Total	-	-
CON 520-06		
Polling	-	-
VBM	-	-

Statement of Votes Cast  
2016 CONSOLIDATED GENERAL ELECTION  
SOVC For PASO ROBLES JT UNIFIED SCHOOL DIST, All Counters, SCHOOLS  
FINAL OFFICIAL ELECTION RESULTS

Date:12/05/16  
Time:16:35:59  
Page:23 of 36

	TEMPLETON UNIFIED SCHOOL DISTRICT Write-In Votes
Total	-
MB10	-
Polling	-
VBM	-
Total	-
Total	0
Polling	0 0.00%
VBM	0 0.00%
Total	0 0.00%
CONGRESSIONAL	
24TH CONGRESSIONAL DISTRICT	
Polling	0
VBM	0 0.00%
Total	0 0.00%
Total	0
Polling	0
VBM	0 0.00%
Total	0 0.00%
SENATE	
17TH SENATORIAL DISTRICT	
Polling	0
VBM	0 0.00%
Total	0 0.00%
Total	0
Polling	0
VBM	0 0.00%
Total	0 0.00%
ASSEMBLY	
35TH ASSEMBLY DISTRICT	
Polling	0
VBM	0 0.00%
Total	0 0.00%
Total	0
Polling	0
VBM	0 0.00%
Total	0 0.00%
BOARD OF EQUALIZATION	
STATE BOARD OF EQUAL DIST 2	



Statement of Votes Cast  
 2016 CONSOLIDATED GENERAL ELECTION  
 SOVC For PASO ROBLES JT UNIFIED SCHOOL DIST, All Counters, SCHOOLS  
 FINAL OFFICIAL ELECTION RESULTS

Date:12/05/16  
 Time:16:35:59  
 Page:24 of 36

	TEMPLETON UNIFIED SCHOOL DISTRICT Write-In Votes	
Polling	0	-
VBM	0	0.00%
Total	0	0.00%
Total		
Polling	0	-
VBM	0	0.00%
Total	0	0.00%
SUPERVISOR/COMMISSIONER		
1ST SUPERVISORIAL DISTRICT		
Polling	0	-
VBM	0	0.00%
Total	0	0.00%
5TH SUPERVISORIAL DISTRICT		
Polling	0	-
VBM	0	-
Total	0	-
Total		
Polling	0	-
VBM	0	0.00%
Total	0	0.00%
CITIES		
CITY OF EL PASO DE ROBLES		
Polling	0	-
VBM	0	0.00%
Total	0	0.00%
UNINCORPORATED AREAS		
Polling	0	-
VBM	0	-
Total	0	-
Total		
Polling	0	-
VBM	0	0.00%
Total	0	0.00%

Date:12/05/16  
Time:16:35:59  
Page:25 of 36

[illegible]

Date:12/05/16  
Time:16:35:59  
Page:26 of 36

[illegible]

Date:12/05/16  
Time:16:35:59  
Page:27 of 36

PLEASANT VALLEY JOINT UNION ELEMENTARY SCHOOL DISTRICT GOVERNING BOARD MEMBER 4 YEAR TERM													
	Reg. Voters	Vote For	Ballots Cast	Total Votes	Times Blank Voted	Times Over Voted	Number Of Under Votes	JULIE KIRBY		REBECCA NEW		GREG S. JAEGER	
Total	-	-	-	-	-	-	-	-	-	-	-	-	-
MB10	-	-	-	-	-	-	-	-	-	-	-	-	-
Polling	-	-	-	-	-	-	-	-	-	-	-	-	-
VBM	-	-	-	-	-	-	-	-	-	-	-	-	-
Total	-	-	-	-	-	-	-	-	-	-	-	-	-
Total	517	2	94	100	30	0	28	35	35.00%	33	33.00%	32	32.00%
Polling	517	2	344	396	102	0	88	139	35.10%	108	27.27%	148	37.37%
VBM	517	2	344	396	102	0	88	139	35.10%	108	27.27%	148	37.37%
Total	517	4	438	496	132	0	116	174	35.08%	141	28.43%	180	36.29%
CONGRESSIONAL													
24TH CONGRESSIONAL DISTRICT													
Polling	517	2	94	100	30	0	28	35	35.00%	33	33.00%	32	32.00%
VBM	517	2	344	396	102	0	88	139	35.10%	108	27.27%	148	37.37%
Total	517	4	438	496	132	0	116	174	35.08%	141	28.43%	180	36.29%
Total	517	2	94	100	30	0	28	35	35.00%	33	33.00%	32	32.00%
Polling	517	2	344	396	102	0	88	139	35.10%	108	27.27%	148	37.37%
VBM	517	2	344	396	102	0	88	139	35.10%	108	27.27%	148	37.37%
Total	517	4	438	496	132	0	116	174	35.08%	141	28.43%	180	36.29%
SENATE													
17TH SENATORIAL DISTRICT													
Polling	517	2	94	100	30	0	28	35	35.00%	33	33.00%	32	32.00%
VBM	517	2	344	396	102	0	88	139	35.10%	108	27.27%	148	37.37%
Total	517	4	438	496	132	0	116	174	35.08%	141	28.43%	180	36.29%
Total	517	2	94	100	30	0	28	35	35.00%	33	33.00%	32	32.00%
Polling	517	2	344	396	102	0	88	139	35.10%	108	27.27%	148	37.37%
VBM	517	2	344	396	102	0	88	139	35.10%	108	27.27%	148	37.37%
Total	517	4	438	496	132	0	116	174	35.08%	141	28.43%	180	36.29%
ASSEMBLY													
35TH ASSEMBLY DISTRICT													
Polling	517	2	94	100	30	0	28	35	35.00%	33	33.00%	32	32.00%
VBM	517	2	344	396	102	0	88	139	35.10%	108	27.27%	148	37.37%
Total	517	4	438	496	132	0	116	174	35.08%	141	28.43%	180	36.29%
Total	517	2	94	100	30	0	28	35	35.00%	33	33.00%	32	32.00%
Polling	517	2	344	396	102	0	88	139	35.10%	108	27.27%	148	37.37%
VBM	517	2	344	396	102	0	88	139	35.10%	108	27.27%	148	37.37%
Total	517	4	438	496	132	0	116	174	35.08%	141	28.43%	180	36.29%
BOARD OF EQUALIZATION													
STATE BOARD OF EQUAL DIST 2													

Statement of Votes Cast  
2016 CONSOLIDATED GENERAL ELECTION  
SOVC For PASO ROBLES JT UNIFIED SCHOOL DIST, All Counters, SCHOOLS  
FINAL OFFICIAL ELECTION RESULTS

Date:12/05/16  
Time:16:35:59  
Page:28 of 36

PLEASANT VALLEY JOINT UNION ELEMENTARY SCHOOL DISTRICT GOVERNING BOARD MEMBER 4 YEAR TERM													
	Reg. Voters	Vote For	Ballots Cast	Total Votes	Times Blank Voted	Times Over Voted	Number Of Under Votes	JULIE KIRBY		REBECCA NEW		GREG S. JAEGER	
Polling	517	2	94	100	30	0	28	35	35.00%	33	33.00%	32	32.00%
VBM	517	2	344	396	102	0	88	139	35.10%	108	27.27%	148	37.37%
Total	517	4	438	496	132	0	116	174	35.08%	141	28.43%	180	36.29%
Total													
Polling	517	2	94	100	30	0	28	35	35.00%	33	33.00%	32	32.00%
VBM	517	2	344	396	102	0	88	139	35.10%	108	27.27%	148	37.37%
Total	517	4	438	496	132	0	116	174	35.08%	141	28.43%	180	36.29%
SUPERVISOR/COMMISSIONER 1ST SUPERVISORIAL DISTRICT													
Polling	517	2	94	100	30	0	28	35	35.00%	33	33.00%	32	32.00%
VBM	517	2	344	396	102	0	88	139	35.10%	108	27.27%	148	37.37%
Total	517	4	438	496	132	0	116	174	35.08%	141	28.43%	180	36.29%
5TH SUPERVISORIAL DISTRICT													
Polling	0	0	0	0	0	0	0	0	-	0	-	0	-
VBM	0	0	0	0	0	0	0	0	-	0	-	0	-
Total	0	0	0	0	0	0	0	0	-	0	-	0	-
Total													
Polling	517	2	94	100	30	0	28	35	35.00%	33	33.00%	32	32.00%
VBM	517	2	344	396	102	0	88	139	35.10%	108	27.27%	148	37.37%
Total	517	4	438	496	132	0	116	174	35.08%	141	28.43%	180	36.29%
CITIES													
CITY OF EL PASO DE ROBLES													
Polling	0	0	0	0	0	0	0	0	-	0	-	0	-
VBM	0	0	0	0	0	0	0	0	-	0	-	0	-
Total	0	0	0	0	0	0	0	0	-	0	-	0	-
UNINCORPORATED AREAS													
Polling	517	2	94	100	30	0	28	35	35.00%	33	33.00%	32	32.00%
VBM	517	2	344	396	102	0	88	139	35.10%	108	27.27%	148	37.37%
Total	517	4	438	496	132	0	116	174	35.08%	141	28.43%	180	36.29%
Total													
Polling	517	2	94	100	30	0	28	35	35.00%	33	33.00%	32	32.00%
VBM	517	2	344	396	102	0	88	139	35.10%	108	27.27%	148	37.37%
Total	517	4	438	496	132	0	116	174	35.08%	141	28.43%	180	36.29%

Date:12/05/16  
Time:16:35:59  
Page:29 of 36

[illegible]

Date:12/05/16  
Time:16:35:59  
Page:30 of 36

[illegible]

Date:12/05/16  
Time:16:35:59  
Page:31 of 36

		D-16 - SAN MIGUEL JUSD BOND (55%)										
PLEASANT VALLEY JOINT UNION ELEMENTARY		Reg. Voters	Vote For	Ballots Cast	Total Votes	Times Blank Voted	Times Over Voted	Number Of Under Votes	YES		NO	
Write-In Votes												
Total	-	-	-	-	-	-	-	-	-	-	-	-
MB10	-	-	-	-	-	-	-	-	-	-	-	-
Polling	-	-	-	-	-	-	-	-	-	-	-	-
VBM	-	-	-	-	-	-	-	-	-	-	-	-
Total	-	-	-	-	-	-	-	-	-	-	-	-
Total	0 0.00%	2708	2	712	671	41	0	0	417	62.15%	254	37.85%
Polling	1 0.25%	2708	2	1466	1367	99	0	0	853	62.40%	514	37.60%
VBM	1 0.20%	2708	4	2178	2038	140	0	0	1270	62.32%	768	37.68%
Total												
CONGRESSIONAL												
24TH CONGRESSIONAL DISTRICT												
Polling	0 0.00%	2708	2	712	671	41	0	0	417	62.15%	254	37.85%
VBM	1 0.25%	2708	2	1466	1367	99	0	0	853	62.40%	514	37.60%
Total	1 0.20%	2708	4	2178	2038	140	0	0	1270	62.32%	768	37.68%
Total												
Total	0 0.00%	2708	2	712	671	41	0	0	417	62.15%	254	37.85%
Polling	1 0.25%	2708	2	1466	1367	99	0	0	853	62.40%	514	37.60%
VBM	1 0.20%	2708	4	2178	2038	140	0	0	1270	62.32%	768	37.68%
Total												
SENATE												
17TH SENATORIAL DISTRICT												
Polling	0 0.00%	2708	2	712	671	41	0	0	417	62.15%	254	37.85%
VBM	1 0.25%	2708	2	1466	1367	99	0	0	853	62.40%	514	37.60%
Total	1 0.20%	2708	4	2178	2038	140	0	0	1270	62.32%	768	37.68%
Total												
Total	0 0.00%	2708	2	712	671	41	0	0	417	62.15%	254	37.85%
Polling	1 0.25%	2708	2	1466	1367	99	0	0	853	62.40%	514	37.60%
VBM	1 0.20%	2708	4	2178	2038	140	0	0	1270	62.32%	768	37.68%
Total												
ASSEMBLY												
35TH ASSEMBLY DISTRICT												
Polling	0 0.00%	2708	2	712	671	41	0	0	417	62.15%	254	37.85%
VBM	1 0.25%	2708	2	1466	1367	99	0	0	853	62.40%	514	37.60%
Total	1 0.20%	2708	4	2178	2038	140	0	0	1270	62.32%	768	37.68%
Total												
Total	0 0.00%	2708	2	712	671	41	0	0	417	62.15%	254	37.85%
Polling	1 0.25%	2708	2	1466	1367	99	0	0	853	62.40%	514	37.60%
VBM	1 0.20%	2708	4	2178	2038	140	0	0	1270	62.32%	768	37.68%
Total												
BOARD OF EQUALIZATION												
STATE BOARD OF EQUAL DIST 2												



Statement of Votes Cast  
2016 CONSOLIDATED GENERAL ELECTION  
SOVC For PASO ROBLES JT UNIFIED SCHOOL DIST, All Counters, SCHOOLS  
FINAL OFFICIAL ELECTION RESULTS

Date:12/05/16  
Time:16:35:59  
Page:32 of 36

		D-16 - SAN MIGUEL JUSD BOND (55%)											
		PLEASANT VALLEY JOINT UNION ELEMENTARY Write-In Votes	Reg. Voters	Vote For	Ballots Cast	Total Votes	Times Blank Voted	Times Over Voted	Number Of Under Votes	YES		NO	
Polling		0 0.00%	2708	2	712	671	41	0	0	417	62.15%	254	37.85%
VBM		1 0.25%	2708	2	1466	1367	99	0	0	853	62.40%	514	37.60%
Total		1 0.20%	2708	4	2178	2038	140	0	0	1270	62.32%	768	37.68%
Total													
Polling		0 0.00%	2708	2	712	671	41	0	0	417	62.15%	254	37.85%
VBM		1 0.25%	2708	2	1466	1367	99	0	0	853	62.40%	514	37.60%
Total		1 0.20%	2708	4	2178	2038	140	0	0	1270	62.32%	768	37.68%
SUPERVISOR/COMMISSIONER													
1ST SUPERVISORIAL DISTRICT													
Polling		0 0.00%	2708	2	712	671	41	0	0	417	62.15%	254	37.85%
VBM		1 0.25%	2708	2	1466	1367	99	0	0	853	62.40%	514	37.60%
Total		1 0.20%	2708	4	2178	2038	140	0	0	1270	62.32%	768	37.68%
5TH SUPERVISORIAL DISTRICT													
Polling		0	0	0	0	0	0	0	0	0	-	0	-
VBM		0	0	0	0	0	0	0	0	0	-	0	-
Total		0	0	0	0	0	0	0	0	0	-	0	-
Total													
Polling		0 0.00%	2708	2	712	671	41	0	0	417	62.15%	254	37.85%
VBM		1 0.25%	2708	2	1466	1367	99	0	0	853	62.40%	514	37.60%
Total		1 0.20%	2708	4	2178	2038	140	0	0	1270	62.32%	768	37.68%
CITIES													
CITY OF EL PASO DE ROBLES													
Polling		0	0	0	0	0	0	0	0	0	-	0	-
VBM		0	0	0	0	0	0	0	0	0	-	0	-
Total		0	0	0	0	0	0	0	0	0	-	0	-
UNINCORPORATED AREAS													
Polling		0 0.00%	2708	2	712	671	41	0	0	417	62.15%	254	37.85%
VBM		1 0.25%	2708	2	1466	1367	99	0	0	853	62.40%	514	37.60%
Total		1 0.20%	2708	4	2178	2038	140	0	0	1270	62.32%	768	37.68%
Total													
Polling		0 0.00%	2708	2	712	671	41	0	0	417	62.15%	254	37.85%
VBM		1 0.25%	2708	2	1466	1367	99	0	0	853	62.40%	514	37.60%
Total		1 0.20%	2708	4	2178	2038	140	0	0	1270	62.32%	768	37.68%

Date:12/05/16  
Time:16:35:59  
Page:33 of 36

	M-16 - PASO ROBLES JUSD FACILITIES IMPROVEMENT DIST#1 BOND (55%)											
	Reg. Voters	Vote For	Ballots Cast	Total Votes	Times Blank Voted	Times Over Voted	Number Of Under Votes	YES		NO		
Jurisdiction Wide												
CON 101-01												
Polling	-	-	-	-	-	-	-	-	-	-	-	
VBM	-	-	-	-	-	-	-	-	-	-	-	
Total	-	-	-	-	-	-	-	-	-	-	-	
CON 102-02												
Polling	456	1	59	52	7	0	0	27	51.92%	25	48.08%	
VBM	456	1	357	339	18	0	0	178	52.51%	161	47.49%	
Total	456	2	416	391	25	0	0	205	52.43%	186	47.57%	
CON 103-03												
Polling	1384	1	335	315	20	0	0	180	57.14%	135	42.86%	
VBM	1384	1	796	767	29	0	0	389	50.72%	378	49.28%	
Total	1384	2	1131	1082	49	0	0	569	52.59%	513	47.41%	
CON 104-04												
Polling	832	1	220	206	14	0	0	110	53.40%	96	46.60%	
VBM	832	1	526	499	27	0	0	261	52.30%	238	47.70%	
Total	832	2	746	705	41	0	0	371	52.62%	334	47.38%	
CON 105-05												
Polling	670	1	173	163	10	0	0	82	50.31%	81	49.69%	
VBM	670	1	409	386	23	0	0	205	53.11%	181	46.89%	
Total	670	2	582	549	33	0	0	287	52.28%	262	47.72%	
CON 106-06												
Polling	1440	1	338	317	21	0	0	161	50.79%	156	49.21%	
VBM	1440	1	925	871	54	0	0	424	48.68%	447	51.32%	
Total	1440	2	1263	1188	75	0	0	585	49.24%	603	50.76%	
CON 108-04												
Polling	1637	1	311	279	32	0	0	194	69.53%	85	30.47%	
VBM	1637	1	992	918	73	1	0	593	64.60%	325	35.40%	
Total	1637	2	1303	1197	105	1	0	787	65.75%	410	34.25%	
CON 109-05												
Polling	1620	1	454	406	47	1	0	277	68.23%	129	31.77%	
VBM	1620	1	825	761	64	0	0	471	61.89%	290	38.11%	
Total	1620	2	1279	1167	111	1	0	748	64.10%	419	35.90%	
CON 110-05												
Polling	883	1	280	248	32	0	0	153	61.69%	95	38.31%	
VBM	883	1	423	387	36	0	0	237	61.24%	150	38.76%	
Total	883	2	703	635	68	0	0	390	61.42%	245	38.58%	
CON 111-08												
Polling	1008	1	220	209	11	0	0	118	56.46%	91	43.54%	
VBM	1008	1	645	612	33	0	0	339	55.39%	273	44.61%	
Total	1008	2	865	821	44	0	0	457	55.66%	364	44.34%	
CON 112-08												

Statement of Votes Cast  
2016 CONSOLIDATED GENERAL ELECTION  
SOVC For PASO ROBLES JT UNIFIED SCHOOL DIST, All Counters, SCHOOLS  
FINAL OFFICIAL ELECTION RESULTS

Date:12/05/16  
Time:16:35:59  
Page:34 of 36

M-16 - PASO ROBLES JUSD FACILITIES IMPROVEMENT DIST#1 BOND (55%)												
	Reg. Voters	Vote For	Ballots Cast	Total Votes	Times Blank Voted	Times Over Voted	Number Of Under Votes	YES		NO		
Polling	1621	1	408	372	35	1	0	200	53.76%	172	46.24%	
VBM	1621	1	939	878	61	0	0	522	59.45%	356	40.55%	
Total	1621	2	1347	1250	96	1	0	722	57.76%	528	42.24%	
CON 113-09												
Polling	883	1	230	206	23	1	0	130	63.11%	76	36.89%	
VBM	883	1	490	450	40	0	0	281	62.44%	169	37.56%	
Total	883	2	720	656	63	1	0	411	62.65%	245	37.35%	
CON 114-10												
Polling	973	1	277	247	30	0	0	157	63.56%	90	36.44%	
VBM	973	1	493	468	24	1	0	314	67.09%	154	32.91%	
Total	973	2	770	715	54	1	0	471	65.87%	244	34.13%	
CON 115-06												
Polling	1771	1	387	348	39	0	0	226	64.94%	122	35.06%	
VBM	1771	1	1086	979	107	0	0	545	55.67%	434	44.33%	
Total	1771	2	1473	1327	146	0	0	771	58.10%	556	41.90%	
CON 116-11												
Polling	1822	1	442	411	31	0	0	286	69.59%	125	30.41%	
VBM	1822	1	1069	999	70	0	0	606	60.66%	393	39.34%	
Total	1822	2	1511	1410	101	0	0	892	63.26%	518	36.74%	
CON 117-06												
Polling	791	1	199	178	21	0	0	109	61.24%	69	38.76%	
VBM	791	1	420	391	29	0	0	225	57.54%	166	42.46%	
Total	791	2	619	569	50	0	0	334	58.70%	235	41.30%	
CON 118-11												
Polling	934	1	257	224	33	0	0	154	68.75%	70	31.25%	
VBM	934	1	422	393	29	0	0	270	68.70%	123	31.30%	
Total	934	2	679	617	62	0	0	424	68.72%	193	31.28%	
CON 119-12												
Polling	1304	1	312	273	39	0	0	175	64.10%	98	35.90%	
VBM	1304	1	799	751	48	0	0	435	57.92%	316	42.08%	
Total	1304	2	1111	1024	87	0	0	610	59.57%	414	40.43%	
CON 120-12												
Polling	1022	1	257	230	27	0	0	139	60.43%	91	39.57%	
VBM	1022	1	620	572	48	0	0	309	54.02%	263	45.98%	
Total	1022	2	877	802	75	0	0	448	55.86%	354	44.14%	
CON 519-03												
Polling	1254	1	256	240	16	0	0	123	51.25%	117	48.75%	
VBM	1254	1	820	786	34	0	0	374	47.58%	412	52.42%	
Total	1254	2	1076	1026	50	0	0	497	48.44%	529	51.56%	
CON 520-06												
Polling	682	1	102	98	4	0	0	38	38.78%	60	61.22%	
VBM	682	1	486	456	30	0	0	196	42.98%	260	57.02%	

Date:12/05/16  
Time:16:35:59  
Page:35 of 36

Reg. Voters	Vote For	Ballots Cast	Total Votes	Times Blank Voted	Times Over Voted	Number Of Under Votes	YES	NO
682	2	588	554	34	0	0	234 42.24%	320 57.76%
379	1	0	0	0	0	0	0 -	0 -
379	1	293	281	12	0	0	130 46.26%	151 53.74%
379	2	293	281	12	0	0	130 46.26%	151 53.74%
23366	21	5517	5022	492	3	0	3039 60.51%	1983 39.49%
23366	21	13835	12944	889	2	0	7304 56.43%	5640 43.57%
23366	42	19352	17966	1381	5	0	10343 57.57%	7623 42.43%
23366	21	5517	5022	492	3	0	3039 60.51%	1983 39.49%
23366	21	13835	12944	889	2	0	7304 56.43%	5640 43.57%
23366	42	19352	17966	1381	5	0	10343 57.57%	7623 42.43%
23366	21	5517	5022	492	3	0	3039 60.51%	1983 39.49%
23366	21	13835	12944	889	2	0	7304 56.43%	5640 43.57%
23366	42	19352	17966	1381	5	0	10343 57.57%	7623 42.43%
23366	21	5517	5022	492	3	0	3039 60.51%	1983 39.49%
23366	21	13835	12944	889	2	0	7304 56.43%	5640 43.57%
23366	42	19352	17966	1381	5	0	10343 57.57%	7623 42.43%
23366	21	5517	5022	492	3	0	3039 60.51%	1983 39.49%
23366	21	13835	12944	889	2	0	7304 56.43%	5640 43.57%
23366	42	19352	17966	1381	5	0	10343 57.57%	7623 42.43%
23366	21	5517	5022	492	3	0	3039 60.51%	1983 39.49%
23366	21	13835	12944	889	2	0	7304 56.43%	5640 43.57%
23366	42	19352	17966	1381	5	0	10343 57.57%	7623 42.43%
23366	21	5517	5022	492	3	0	3039 60.51%	1983 39.49%
23366	21	13835	12944	889	2	0	7304 56.43%	5640 43.57%
23366	42	19352	17966	1381	5	0	10343 57.57%	7623 42.43%

BOARD OF EQUALIZATION  
STATE BOARD OF EQUAL DIST 2

Statement of Votes Cast  
2016 CONSOLIDATED GENERAL ELECTION  
SOVC For PASO ROBLES JT UNIFIED SCHOOL DIST, All Counters, SCHOOLS  
FINAL OFFICIAL ELECTION RESULTS

Date:12/05/16  
Time:16:35:59  
Page:36 of 36

M-16 - PASO ROBLES JUSD FACILITIES IMPROVEMENT DIST#1 BOND (55%)

	Reg. Voters	Vote For	Ballots Cast	Total Votes	Times Blank Voted	Times Over Voted	Number Of Under Votes	YES	NO
Polling	23366	21	5517	5022	492	3	0	3039 60.51%	1983 39.49%
VBM	23366	21	13835	12944	889	2	0	7304 56.43%	5640 43.57%
Total	23366	42	19352	17966	1381	5	0	10343 57.57%	7623 42.43%
Total	23366	42	19352	17966	1381	5	0	10343 57.57%	7623 42.43%
Polling	23366	21	5517	5022	492	3	0	3039 60.51%	1983 39.49%
VBM	23366	21	13835	12944	889	2	0	7304 56.43%	5640 43.57%
Total	23366	42	19352	17966	1381	5	0	10343 57.57%	7623 42.43%
SUPERVISOR/COMMISSIONER									
1ST SUPERVISORIAL DISTRICT									
Polling	21430	19	5159	4684	472	3	0	2878 61.44%	1806 38.56%
VBM	21430	19	12529	11702	825	2	0	6734 57.55%	4968 42.45%
Total	21430	38	17688	16386	1297	5	0	9612 58.66%	6774 41.34%
5TH SUPERVISORIAL DISTRICT									
Polling	1936	2	358	338	20	0	0	161 47.63%	177 52.37%
VBM	1936	2	1306	1242	64	0	0	570 45.89%	672 54.11%
Total	1936	4	1664	1580	84	0	0	731 46.27%	849 53.73%
Total	1936	4	1664	1580	84	0	0	731 46.27%	849 53.73%
Polling	23366	21	5517	5022	492	3	0	3039 60.51%	1983 39.49%
VBM	23366	21	13835	12944	889	2	0	7304 56.43%	5640 43.57%
Total	23366	42	19352	17966	1381	5	0	10343 57.57%	7623 42.43%
CITIES									
CITY OF EL PASO DE ROBLES									
Polling	16269	13	4034	3631	400	3	0	2318 63.84%	1313 36.16%
VBM	16269	13	9223	8559	662	2	0	5147 60.14%	3412 39.86%
Total	16269	26	13257	12190	1062	5	0	7465 61.24%	4725 38.76%
UNINCORPORATED AREAS									
Polling	7097	8	1483	1391	92	0	0	721 51.83%	670 48.17%
VBM	7097	8	4612	4385	227	0	0	2157 49.19%	2228 50.81%
Total	7097	16	6095	5776	319	0	0	2878 49.83%	2898 50.17%
Total	7097	16	6095	5776	319	0	0	2878 49.83%	2898 50.17%
Polling	23366	21	5517	5022	492	3	0	3039 60.51%	1983 39.49%
VBM	23366	21	13835	12944	889	2	0	7304 56.43%	5640 43.57%
Total	23366	42	19352	17966	1381	5	0	10343 57.57%	7623 42.43%



**EXHIBIT C**

**EDUCATION CODE SECTION 15111 REPORT**



**PASO ROBLES**  
JOINT UNIFIED SCHOOL DISTRICT  
THE DISTRICT OF EXCELLENCE

SUPERINTENDENT: **CHRIS WILLIAMS**  
800 NIBLICK ROAD  
PASO ROBLES, CA 93446  
Tel: (805) 769-1000 Fax: (805) 237-3339  
WWW.PASOSCHOOLS.ORG

January 18, 2017

James J. Brescia, Ed.D.  
County Superintendent of Schools  
San Luis Obispo County Office of Education  
3350 Education Drive  
San Luis Obispo, CA 93405

Re: Report of Election for Bond Issuance  
Paso Robles Joint Unified School District  
General Obligation Bonds  
November 8, 2016, Measure M-16

Dear Dr. Brescia:

Pursuant to Education Code section 15111, the Paso Robles Joint Unified School District hereby reports the following information concerning its election held on November 8, 2016, pursuant to Education Code section 15120:

- (1) Total amount of bonds authorized: \$95,000,000
- (2) Percentage of registered electors who voted: 82.61%
- (3) Results of the election:

County	Votes For	Votes Against
San Luis Obispo	10,343 (57.57%)	7,623 (42.43%)

Sincerely,

Chris Williams  
Superintendent

cc: Dannis Woliver Kelley, Attn: Sandy Self

