

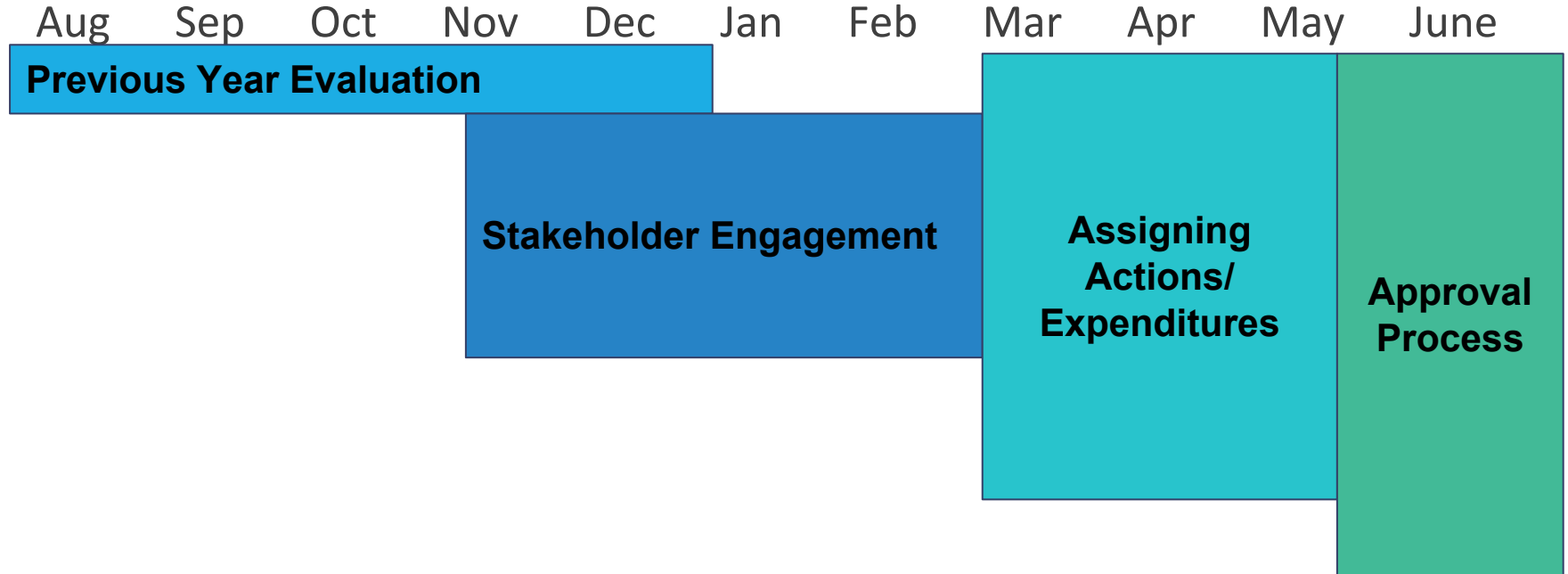
# Local Control Accountability Plan Local Indicators

---

November 16, 2017

# LCAP Calendar at a Glance

---



# How the LCAP gets built

---

## Goals

Directly from the 8 State Priorities  
Developed based on Strategic Plan

## Needs

Related to goals  
Additional emphasis on the needs of students who are English Learners, socioeconomically disadvantaged, or foster youth  
Developed by input from all district stakeholders

## Actions

The plan to address the needs, along with LCFF budgetary considerations  
Developed by site and district instructional leadership

# LCFF Evaluation Rubrics

## 10 Indicators to Measure Performance

### 6 State Indicators

Performance Categories:



Priority 4:  
Academics

Priority 4:  
English  
Learner

Priority 5:  
Graduation  
Rate

Priority 5:  
Chronic  
Absenteeism

Priority 6:  
Suspension  
Rate

Priority 7 & 8:  
Career  
& College

### 4 Local Indicators

Criteria Categories:

Met / Not Met / Not Met for Two or More Years

Priority 1:  
Basic  
Conditions

Priority 2:  
Implementation  
of Academic  
Standards

Priority 3:  
Parent  
Engagement

Priority 6:  
School  
Climate

# Local Indicators - Measuring Progress

---

Our District will meet our Local Indicators by:

1. Measuring our progress on the four Indicators, and
2. Reporting the results in open session at a board meeting

Local Indicator Progress is reported as:

**Met**

**Not Met**




**Not Met for Two or More years**

# Academic Performance

Academic Performance

School Conditions and Climate

Academic Engagement

State Indicators	All Students Performance	Status	Change
English Learner Progress (K-12)		Low 65%	Declined -4%
<a href="#">English Language Arts (3-8)</a>		High 23.6 points above level 3	Increased +8.5 points
<a href="#">Mathematics (3-8)</a>		High 9.5 points above level 3	Maintained +4.7 points

Select any of the underlined local indicators to see the local data for those with a met rating.

Local Indicators	Ratings
Basics (Teachers, Instructional Materials, Facilities)	N/A
Implementation of Academic Standards	N/A

Performance Levels:  Blue (Highest)  Green  Yellow  Orange  Red (Lowest)

# Local Indicator- Basics

---

Students will attend class in a well-maintained facility, with standards-aligned instructional materials and taught by credentialed teachers. Based on the Annual Williams report, SMFCSD had no findings in 2016-2017 Williams Report.

- a. In 2016-2017, the Facilities Inspection Tool is used as a metric of facilities conditions. The facilities of 11 schools were rated as good and 9 schools were rated as fair.
- b. In 2016-2017, all students had access to instructional materials.
- c. In 2016-2017, 576 teachers in our district were appropriately credentialed. No teachers were teaching outside their subject area of competence.

# Local Indicator- Basics

---

Presentations: Williams Sufficiency of Instructional Materials

Williams Annual Report

LCAP Public Hearing

Staffing Report

Local Indicator: Met



# Local Indicator- Implementation of Academic Standards

---

Rate the LEA's progress in providing professional learning for teaching to the recently adopted academic standards and/or curriculum frameworks

ELA:	3-Initial Implementation
ELD:	2-Beginning Development
Mathematics:	4-Full Implementation
NGSS:	2-Beginning Development
History/Social Science:	1-Exploration and Research Phase

# Local Indicator- Implementation of Academic Standards

---

Rate the LEA's progress in making instructional materials that are aligned to the recently adopted academic standards and/or curriculum frameworks identified below available in all classrooms where the subject is taught:

ELA:	4-Full Implementation
ELD:	4-Full Implementation
Mathematics:	4-Full Implementation
NGSS:	1-Exploration and Research Phase
History/Social Science:	1-Exploration and Research Phase

# Local Indicator- Implementation of Academic Standards

---

Rate the LEA's progress in implementing programs to support staff in identifying areas where they can improve in delivering instruction aligned to the recently adopted academic standards and/or curriculum frameworks identified below:

ELA:	2-Beginning Development
ELD:	2-Beginning Development
Mathematics:	2-Beginning Development
NGSS:	1-Exploration and Research Phase
History/Social Science:	1-Exploration and Research Phase

# Local Indicator- Implementation of Academic Standards

---

Rate the LEA's progress implementing each of the following academic standards adopted by the state board for all students:

Health Education:	3-Initial Implementation
Physical Education:	4-Full Implementation
Visual and Performing Arts:	2-Beginning Development
World Languages:	1-Exploration and Research Phase

# Local Indicator- Implementation of Academic Standards

---

During the 2015–16 school year (including summer 2015), rate the LEA's success at engaging in the following activities with teachers and school administrators:

Identifying the professional learning needs of groups of teachers or staff as a whole:

3-Initial Implementation

Identifying the professional learning needs of individual teachers:

3-Initial Implementation

Providing support for teachers on the standards they have not yet mastered:

3-Initial Implementation

# Local Indicator- Implementation of Academic Standards

---

Presentations:     Self-Reflection Tool  
                         Professional Development Updates  
                         Instructional Materials Adoption

Local indicator: Met

# Local Indicator- School Conditions and Climate

Academic Performance

School Conditions and Climate

Academic Engagement

## State Indicators

## All Students Performance

## Status

## Change

Suspension Rate (K-12)



Low  
1.4%

Maintained  
0%

Select any of the underlined local indicators to see the local data for those with a met rating.

## Local Indicators

## Ratings

Parent Engagement

N/A

Local Climate Survey

N/A

Performance Levels:  Blue (Highest)  Green  Yellow  Orange  Red (Lowest)

# Local Indicator- Parent Engagement

---

73 members of School Site Councils

250 members School Site English Learners Advisory Committees

15 members District Advisory Committee and District English Learners Advisory Committee

ELAC/DELAC recruitment

- Meeting moved closer to families

- Changed topics to meet parent needs

Parent Institute Participation

- 42 Parents attended



# Local Indicator- Parent Engagement

---

Presentations:    Single Plan for Student Achievement Presentations  
                          LCAP Updates  
                          LCAP Public Hearing

Local Indicator: Met

# Local Indicator- Local Climate Survey

---

- We will use the California Healthy Kids Survey (CHKS) with a component for students, staff and parents.
  - Some sites will also use the Educational Vital Signs (EVS) as a complement to the CHKS.
- CHKS Survey will be administered in December. Results will be presented to the board in the spring.
- We will meet this requirement for the 2018 dashboard.

# Questions

---