



Sandie Arnott
TREASURER-TAX COLLECTOR

SAN MATEO COUNTY INVESTMENT POOL FUND MARCH 2019 QUARTER END REPORT





TABLE OF CONTENTS

I. Performance

- **INTRODUCTION SUMMARY P.3**
- **SUMMARY OF POOL EARNINGS P.4-5**
- **REALIZED GAINS AND LOSSES P.6**
- **TOTAL RETURN P.7**
- **SMC vs. LAIF P.8**

II. Portfolio Analysis

- **FIXED INCOME DISTRIBUTION P.9-10**
- **PORTFOLIO APPRAISAL P.11-28**
- **SMC POOLED FUNDS- CREDIT QUALITY P.29**
- **SMC POOLED FUNDS- ASSET ALLOCATION P.30**
- **PARTICIPANT ALLOCATION P. 31**
- **DIVERSIFICATION BY ISSUER P.32**

III. Financial Information

- **12 MONTH CASH FLOW PROJECTION P.33**
- **MATURITY COVERAGE P.34**
- **HISTORICAL YIELD CURVE P.35-38**



INTRODUCTION SUMMARY

Gross earnings for the month ending March 31, 2019 were 2.505%. Gross earnings for the quarter ending March 31, 2019 were 2.463%. The current average maturity of the portfolio is 0.83 years with an average duration of 0.80 years. The current Par Value of the pool is \$5.495 Billion. The largest non-government aggregate positions are currently MUFG Union Bank at 3.28%. The portfolio continues to hold no derivative products.

The San Mateo County Pool complies with Government Code Section 53646, which requires the ability to meet its expenditure requirements for the next six months.

I certify, and our investment advisor, PFM Asset Management, confirms these reports are in compliance with the investment policy dated Calendar Year 2019. Please visit our website if you wish to review PFM's monthly compliance report: <https://treasurer.smcgov.org/investment-information>

If you have any questions regarding any of these reports, please call me at (650) 363-4470.

Best regards,

A handwritten signature in blue ink, which appears to read "Sandie Arnott".

Sandie Arnott
Treasurer-Tax Collector



SUMMARY OF POOL EARNINGS

COUNTY OF SAN MATEO ESTIMATED SUMMARY OF POOL EARNINGS March 2019

	<u>Par Value</u>	<u>Gross Earnings</u>	<u>Realized Gain/Loss & Interest Received</u>	<u>Period Earnings</u>
Fixed Income Securities Maturing > 1 year				
U S Treasury Notes	\$ 500,000,000.00	\$ 525,888.83	U S Treasury Notes	\$ 448,985.74
U.S. Instrumentalities	\$ 85,000,000.00	\$ 118,595.86	U.S. Instrumentalities	\$ 140,903.53
Federal Agencies	\$ 370,000,000.00	\$ 561,572.76	Federal Agencies	\$ 557,433.35
Corporate Notes	\$ 130,008,000.00	\$ 230,036.31	Corporate Notes	\$ 78,896.99
Certificate of Deposit	\$ 154,910,000.00	\$ 291,206.59	Floating Rate Securities	\$ 174,889.58
Floating Rate Securities	\$ 226,521,000.00	\$ 540,002.51	Commercial Paper	\$ 189,575.02
	\$ 1,466,439,000.00	\$ 2,267,302.86	Certificate of Deposit	\$ 80,387.42
			U S Treasury Bills	\$ 21,012.16
			Repurchase Agreements	\$ 371,478.70
			Total Realized Income	\$ 2,063,562.49
Short Term Securities Maturing < 1 year				
U S Treasury Notes	\$ 50,000,000.00	\$ 79,962.55		
U.S. Instrumentalities	\$ 298,000,000.00	\$ 494,506.76		
Federal Agencies	\$ 1,392,473,000.00	\$ 2,384,353.85		
Corporate Notes	\$ 130,685,000.00	\$ 227,703.18		
Floating Rate Securities	\$ 109,500,000.00	\$ 233,463.36		
LAIF	\$ 65,000,000.00	\$ 132,493.15		
Commercial Paper	\$ 805,000,000.00	\$ 1,715,299.29		
Certificate of Deposit	\$ 446,478,000.00	\$ 966,808.87		
U S Treasury Bills	\$ 556,200,000.00	\$ 1,121,478.91		
Repurchase Agreements	\$ 176,000,000.00	\$ 48,888.89		
	\$ 4,029,336,000.00	\$ 7,404,958.82		
Total Accrued Interest	\$ 5,495,775,000.00	\$ 9,672,261.68		
Total Dollar Earnings for March		\$ 11,735,824.17		

AVERAGE BALANCE		\$ 5,516,139,351.28
GROSS EARNINGS RATE / GROSS DOLLAR EARNINGS	2.505%	\$ 11,735,824.17
ADMINISTRATION FEES		\$ (445,069.33)
NET EARNINGS RATE / NET DOLLAR EARNINGS	2.410%	\$ 11,290,754.85



SUMMARY OF POOL EARNINGS

COUNTY OF SAN MATEO SUMMARY OF POOL EARNINGS Q3 FY 2018-19

	<u>Par Value</u>	<u>Gross Earnings</u>	<u>Realized Gain/Loss & Interest Received</u>	<u>Period Earnings</u>
Fixed Income Securities Maturing > 1 year				
U S Treasury Notes	\$ 500,000,000.00	\$ 1,164,842.95	U S Treasury Notes	\$ 2,153,834.61
U.S. Instrumentalities	\$ 85,000,000.00	\$ 251,285.42	U.S. Instrumentalities	\$ 368,001.85
Federal Agencies	\$ 400,000,000.00	\$ 1,226,838.72	Federal Agencies	\$ 3,358,539.68
Corporate Notes	\$ 152,191,000.00	\$ 502,250.79	Corporate Notes	\$ 568,262.98
Certificate of Deposit	\$ 154,910,000.00	\$ 422,024.12	Floating Rate Securities	\$ 1,104,644.96
Floating Rate Securities	\$ 253,521,000.00	\$ 1,073,975.39	Commercial Paper	\$ 2,240,786.87
	\$ 1,545,622,000.00	\$ 4,641,217.39	Certificate of Deposit	\$ 955,910.79
			U S Treasury Bills	\$ 676,820.74
			Repurchase Agreements	\$ 1,250,086.46
			Total Realized Income	\$ 12,676,888.93
Short Term Securities Maturing < 1 year				
U S Treasury Notes	\$ 50,000,000.00	\$ 150,005.58		
U.S. Instrumentalities	\$ 298,000,000.00	\$ 579,509.48		
Federal Agencies	\$ 1,362,473,000.00	\$ 5,743,115.82		
Corporate Notes	\$ 108,502,000.00	\$ 433,207.46		
Floating Rate Securities	\$ 82,500,000.00	\$ 335,881.05		
LAIF	\$ 65,000,000.00	\$ 384,657.53		
Commercial Paper	\$ 805,000,000.00	\$ 3,965,277.75		
Certificate of Deposit	\$ 446,478,000.00	\$ 2,021,681.12		
U S Treasury Bills	\$ 556,200,000.00	\$ 2,890,277.28		
Repurchase Agreements	\$ 176,000,000.00	\$ 48,888.89		
	\$ 3,950,153,000.00	\$ 16,552,501.96		
Total Accrued Interest	\$ 5,495,775,000.00	\$ 21,193,719.35		
Total Dollar Earnings for Q3 FY 18-19		\$ 33,870,608.28		

AVERAGE BALANCE		\$ 5,576,815,238.72
GROSS EARNINGS RATE / GROSS DOLLAR EARNINGS	2.463%	\$ 33,870,608.28
ADMINISTRATION FEES		\$ (1,306,349.87)
NET EARNINGS RATE / NET DOLLAR EARNINGS	2.368%	\$ 32,564,258.41



REALIZED GAINS AND LOSSES – SETTLED TRADES

Open Date	Close Date	Quantity	Security	Cost Basis	Proceeds	Gain Or Loss	
						Short Term	Long Term
TOTAL GAINS						512,467.19	219,781.25
TOTAL LOSSES						0.00	0.00
TOTAL REALIZED GAIN/LOSS		732,248.44					

**THESE ARE GROSS PRINCIPAL FIGURES ONLY. THEY DO NOT REFLECT ANY AMORTIZATIONS OR ACCRETIONS. THE COST BASIS DOES NOT REFLECT ANY PURCHASED ACCRUED INTEREST.



SAN MATEO COUNTY VS. SYNTHETIC BOND INDEX

<u>CHARACTERISTICS</u>		
<u>POOL</u>	<u>3/31/19</u>	<u>INDEX</u>
0.83	Average Maturity (Yrs)	2.27
0.80	Duration (Yrs)	2.14
2.79	Yield To Maturity (%)	2.42
<u>TIME WEIGHTED/TOTAL RETURN</u>		
0.261%	1 Month	0.73%
0.243%	3 Month	1.27%
0.247%	6 Month	2.66%
0.269%	1 Year	3.19%

SYNTHETIC BENCHMARK ALLOCATION

30% 0-1 Year U.S. Government	20% 1-5 Year Corporate Bonds
20% 1-2.99 Year U.S. Government	10% 1-10 U.S. Government
20% 3-5 Year U.S. Government	

** THE MEASURE THAT CAN BE USED TO ASSESS THE PERFORMANCE OF A PORTFOLIO OVER SOME INVESTMENT HORIZON IS THE TOTAL RETURN. TOTAL RETURN IS THE SUM OF THE PRINCIPAL AND INTEREST PAYMENTS AS WELL AS ANY REINVESTMENT INCOME RECEIVED OVER A HOLDING PERIOD PLUS ANY CAPITAL GAIN OR LOSS. DURING TRANSITION PERIOD, THE INDEX USED TO COMPARE TOTAL RETURN WILL BE PROVIDED BY PFM.



SAN MATEO COUNTY VS. LOCAL AGENCY INVESTMENT FUND

<u>POOL</u>	<u>EARNINGS RATES</u> <u>ENDING 3/31/19</u>	<u>LAIF</u>
2.505%	1 Month	2.436%
2.463%	3 Month	2.394%
2.348%	6 Month	2.305%
2.132%	1 Year	2.095%

**THE MEASURE THAT CAN BE USED TO ASSESS THE PERFORMANCE OF A PORTFOLIO OVER SOME INVESTMENT HORIZON, IS THE TOTAL RETURN. TOTAL RETURN IS THE SUM OF PRINCIPAL AND INTEREST PAYMENTS AS WELL AS ANY REINVESTMENT INCOME RECEIVED OVER A HOLDING PERIOD PLUS ANY CAPITAL GAIN OR LOSS.



FIXED INCOME DISTRIBUTION

Summary Information

Totals		Weighted Averages	
Par Value	5,495,775,000	Average YTM	2.79
Market Value	5,477,947,464.21	Average Maturity (yrs)	0.83
Total Cost	5,461,079,743.94	Average Coupon (%)	1.12
Net Gain/Loss	16,867,720.27	Average Duration	0.80
Annual Income	61,457,225.59	Average Moody Rating	Aa1/P-1
Accrued Interest	12,413,770.98	Average S&P Rating	AA/A-1
Number of Issues	261		

Distribution by Maturity

<u>Maturity</u>	<u>Number</u>	<u>Mkt Value</u>	<u>% Bond Holdings</u>	<u>Average Y T M</u>	<u>Average Coupon</u>	<u>Average Duration</u>
Under 1 Yr	185	4,016,379,249.79	73.3	2.9	0.752 %	0.3
1 Yr - 3 Yrs	67	1,183,179,489.55	21.6	2.6	2.181 %	1.9
3 Yrs - 5 Yrs	9	278,388,724.87	5.1	2.3	1.970 %	3.6

Distribution by Coupon

<u>Coupon %</u>	<u>Number</u>	<u>Mkt Value</u>	<u>% Bond Holdings</u>	<u>Average Y T M</u>	<u>Average Coupon</u>	<u>Average Duration</u>
Under 1%	118	2,773,868,212.32	50.6	2.4	0.021 %	0.3
1% - 3%	121	2,424,296,570.55	44.3	3.2	2.152 %	1.3
3% - 5%	22	279,782,681.34	5.1	3.0	3.151 %	1.6

Distribution by Duration

<u>Duration</u>	<u>Number</u>	<u>Mkt Value</u>	<u>% Bond Holdings</u>	<u>Average Y T M</u>	<u>Average Coupon</u>	<u>Average Duration</u>
Under 1 Yr	185	4,016,379,249.79	73.3	2.9	0.752 %	0.3
1 Yr - 3 Yrs	69	1,196,186,943.40	21.8	2.6	2.190 %	1.9
3 Yrs - 5 Yrs	7	265,381,271.02	4.8	2.3	1.918 %	3.6

** MARKET VALUE ON THE FIXED INCOME DISTRIBUTION REPORT INCLUDES ANY ACCRUED INTEREST THAT A SECURITY HAS EARNED. TOTAL COST DOES NOT REFLECT AMORTIZATIONS OR ACCRETIONS BUT INCLUDES PURCHASED ACCRUED INTEREST. MONTHLY TRANSACTION SUMMARY REPORT IS AVAILABLE UPON REQUEST.



FIXED INCOME DISTRIBUTION

Distribution by Moody Rating

<u>Rating</u>	<u>Number</u>	<u>Mkt Value</u>	<u>% Bond Holdings</u>	<u>Average Y T M</u>	<u>Average Coupon</u>	<u>Average Duration</u>
Aaa	125	2,774,813,346.45	50.7	2.9	0.962 %	1.0
Aa1	5	38,196,560.89	0.7	2.8	2.656 %	1.9
Aa2	16	273,851,647.09	5.0	2.8	2.708 %	1.8
Aa3	4	70,581,401.55	1.3	2.9	2.971 %	2.1
A1	13	162,554,842.39	3.0	2.7	2.681 %	1.9
P-1	97	2,092,624,665.85	38.2	2.7	0.875 %	0.3
Not Rated	1	65,325,000.00	1.2	2.4	2.400 %	0.0

Distribution by S&P Rating

<u>Rating</u>	<u>Number</u>	<u>Mkt Value</u>	<u>% Bond Holdings</u>	<u>Average Y T M</u>	<u>Average Coupon</u>	<u>Average Duration</u>
AAA	22	370,265,151.79	6.8	2.4	0.397 %	0.6
AA+	105	2,417,547,147.16	44.1	3.0	1.059 %	1.1
AA	1	9,947,176.67	0.2	2.5	1.950 %	2.1
AA-	13	160,055,277.77	2.9	2.9	2.829 %	1.8
A+	20	338,611,158.75	6.2	2.8	2.694 %	1.9
A	2	23,571,886.23	0.4	2.7	2.805 %	1.3
A-1+	57	1,362,801,488.45	24.9	2.6	0.734 %	0.3
A-1	40	729,823,177.40	13.3	2.9	1.139 %	0.3
Not Rated	1	65,325,000.00	1.2	2.4	2.400 %	0.0

** MARKET VALUE ON THE FIXED INCOME DISTRIBUTION REPORT INCLUDES ANY ACCRUED INTEREST THAT A SECURITY HAS EARNED. TOTAL COST DOES NOT REFLECT AMORTIZATIONS OR ACCRETIONS BUT INCLUDES PURCHASED ACCRUED INTEREST. MONTHLY TRANSACTION SUMMARY REPORT IS AVAILABLE UPON REQUEST.



PORTFOLIO APPRAISAL

SAN MATEO COUNTY TREASURER'S OFFICE

PORTFOLIO APPRAISAL

SAN MATEO COUNTY POOL

March 31, 2019

Security	Call Date One	Call Price One	Quantity	Unit Cost	Total Cost	Market Price	Market Value	Accrued Interest	Market Value + Accrued Interest	S&P	Pct Assets
CERTIFICATE OF DEPOSIT											
WELLS FARGO BANK NA 2.600% Due 04-22-19			10,000,000	100.00	10,000,000.00	100.00	10,000,000.00	114,833.33	10,114,833.33	A-1	0.18
NORDEA BANK NY 2.570% Due 04-29-19			25,000,000	100.00	25,000,000.00	100.00	25,000,000.00	108,868.06	25,108,868.06	A-1+	0.46
TORONTO-DOMINION BANK 2.800% Due 05-01-19			20,000,000	100.00	20,000,000.00	100.00	20,000,000.00	233,333.33	20,233,333.33	A-1+	0.37
WELLS FARGO BANK NA 2.590% Due 05-03-19			15,000,000	100.00	15,000,000.00	100.00	15,000,000.00	159,716.67	15,159,716.67	A-1+	0.27
US BANK NA OHIO 2.810% Due 05-24-19			25,000,000	100.00	25,000,000.00	100.00	25,000,000.00	306,368.06	25,306,368.06	A-1+	0.46
TORONTO-DOMINION BANK 2.860% Due 06-10-19			25,000,000	100.00	25,000,000.00	100.00	25,000,000.00	218,472.22	25,218,472.22	A-1+	0.46
TORONTO-DOMINION BANK 2.910% Due 06-28-19			25,000,000	100.00	25,000,000.00	100.00	25,000,000.00	246,541.67	25,246,541.67	A-1+	0.46
BANK OF NOVA SCOTIA 2.730% Due 07-12-19			25,000,000	100.00	25,000,000.00	100.00	25,000,000.00	32,235.07	25,032,235.07	A-1	0.46
MUFG UNION BANK NA 2.600% Due 07-22-19			25,000,000	100.00	25,000,000.00	100.00	25,000,000.00	0.00	25,000,000.00	A-1	0.46
MUFG BANK LTD -CD 2.625% Due 07-24-19			25,000,000	100.00	25,000,000.00	100.00	25,000,000.00	0.00	25,000,000.00	A-1	0.46
MUFG UNION BANK NA 2.600% Due 07-26-19			20,000,000	100.00	20,000,000.00	100.00	20,000,000.00	0.00	20,000,000.00	A-1	0.37
TORONTO DOMINION BANK NY 2.580% Due 07-26-19			25,000,000	100.00	25,000,000.00	100.00	25,000,000.00	0.00	25,000,000.00	A-1+	0.46
MUFG UNION BANK NA 2.600% Due 07-29-19			15,000,000	100.00	15,000,000.00	100.00	15,000,000.00	0.00	15,000,000.00	A-1	0.27
WELLS FARGO BANK NA 2.900% Due 08-12-19			25,000,000	100.00	25,000,000.00	100.00	25,000,000.00	0.00	25,000,000.00	A-1	0.46
TORONTO-DOMINION BANK 2.600% Due 08-13-19			25,000,000	100.00	25,000,000.00	100.00	25,000,000.00	0.00	25,000,000.00	A-1+	0.46
US BANK NA OHIO 2.874% Due 11-15-19			20,000,000	100.17	20,034,600.00	100.00	20,000,000.00	95,793.33	20,095,793.33	A-1+	0.37
WESTPAC BANK N Y 3.020% Due 12-12-19			25,000,000	100.00	25,000,000.00	100.00	25,000,000.00	228,597.22	25,228,597.22	A-1+	0.46
BNS HOUSTON YCD FRN 2.821% Due 12-30-19			25,000,000	99.94	24,984,250.00	100.00	25,000,000.00	1,959.03	25,001,959.03	A-1	0.46
CANADIAN IMPERIAL YCD FRN 2.940% Due 01-30-20			5,000,000	100.00	5,000,000.00	100.00	5,000,000.00	24,504.17	5,024,504.17	A-1	0.09
CANADIAN IMPERIAL YCD FRN 2.940% Due 01-30-20			10,000,000	100.00	10,000,000.00	100.00	10,000,000.00	49,008.33	10,049,008.33	A-1	0.18
CANADIAN IMPERIAL YCD FRN 2.940% Due 01-30-20			10,000,000	100.00	10,000,000.00	100.00	10,000,000.00	49,008.33	10,049,008.33	A-1	0.18
BANK OF MONTREAL CHICAGO-YCD 2.924% Due 01-31-20			11,478,000	100.00	11,478,000.00	100.00	11,478,000.00	170,628.50	11,648,628.50	A-1	0.21
BNS HOUSTON YCD FRN-Q 2.863% Due 02-18-20			5,000,000	100.00	5,000,000.00	100.00	5,000,000.00	0.00	5,000,000.00	A-1	0.09

** TOTAL COST DOES NOT REFLECT AMORTIZATIONS OR ACCRETIONS BUT INCLUDES PURCHASED ACCRUED INTEREST. MARKET PRICES ARE DOWNLOADED THROUGH (IDC) INTERACTIVE DATA CORP.



PORTFOLIO APPRAISAL

SAN MATEO COUNTY TREASURER'S OFFICE
PORTFOLIO APPRAISAL
SAN MATEO COUNTY POOL
March 31, 2019

Security	Call Date One	Call Price One	Quantity	Unit Cost	Total Cost	Market Price	Market Value	Accrued Interest	Market Value + Accrued Interest	S&P	Pct Assets
BNS HOUSTON YCD FRN-Q 2.863% Due 02-18-20			5,000,000	100.00	5,000,000.00	100.00	5,000,000.00	0.00	5,000,000.00	A-1	0.09
SWEDBANK YCD FRN-Q 2.968% Due 05-07-20			20,000,000	100.00	20,000,000.00	100.00	20,000,000.00	534,330.00	20,534,330.00	AA-	0.37
BNS HOUSTON YCD- FRNQ 2.963% Due 08-17-20			25,000,000	100.00	25,000,000.00	100.00	25,000,000.00	0.00	25,000,000.00	A+	0.46
SVENSKA HANDELSBANKEN YCD-FRN 3.057% Due 01-29-21			25,000,000	100.00	25,000,000.00	100.00	25,000,000.00	0.00	25,000,000.00	AA-	0.46
NORDEA BANK NY - FRN 2.973% Due 02-12-21			25,000,000	100.00	25,000,000.00	100.00	25,000,000.00	80,515.50	25,080,515.50	AA-	0.46
COOPERATIEVE RABO YCD FRN 2.865% Due 03-01-21			25,000,000	100.00	25,000,000.00	100.00	25,000,000.00	0.00	25,000,000.00	A+	0.46
			566,478,000		566,496,850.00		566,478,000.00	2,654,712.82	569,132,712.82		10.36
COMMERCIAL PAPER											
KOCH INDUSTRIES 0.000% Due 04-12-19			10,000,000	99.81	9,980,866.67	99.92	9,991,800.00	0.00	9,991,800.00	A-1+	0.18
ROYAL BANK OF CANADA NY 0.000% Due 04-22-19			25,000,000	98.12	24,529,375.00	99.85	24,961,650.00	0.00	24,961,650.00	A-1+	0.46
SWEDBANK 0.000% Due 04-24-19			25,000,000	99.29	24,822,840.28	99.82	24,956,175.00	0.00	24,956,175.00	A-1+	0.46
NATIXIS NY BRANCH 0.000% Due 04-26-19			25,000,000	98.69	24,671,812.50	99.81	24,951,800.00	0.00	24,951,800.00	A-1	0.46
SWEDBANK 0.000% Due 04-26-19			25,000,000	99.22	24,806,041.67	99.81	24,951,975.00	0.00	24,951,975.00	A-1+	0.46
NATIXIS NY BRANCH 0.000% Due 05-01-19			20,000,000	99.12	19,824,850.00	99.76	19,951,960.00	0.00	19,951,960.00	A-1	0.37
TOYOTA MOTOR CREDIT CORPORATION 0.000% Due 05-08-19			25,000,000	98.63	24,658,750.00	99.71	24,927,950.00	0.00	24,927,950.00	A-1+	0.46
NATIXIS NY BRANCH 0.000% Due 05-09-19			25,000,000	98.60	24,649,312.50	99.70	24,924,450.00	0.00	24,924,450.00	A-1	0.46
JP MORGAN SECURITIES LLC 0.000% Due 05-10-19			15,000,000	98.55	14,783,033.33	99.69	14,952,840.00	0.00	14,952,840.00	A-1	0.27
MUFG BANK LTD 0.000% Due 05-13-19			20,000,000	99.08	19,815,644.44	99.68	19,935,020.00	0.00	19,935,020.00	A-1	0.36
ROYAL BANK OF CANADA NY 0.000% Due 05-15-19			15,000,000	98.60	14,789,587.50	99.65	14,947,695.00	0.00	14,947,695.00	A-1+	0.27
MUFG BANK LTD 0.000% Due 05-16-19			15,000,000	99.10	14,864,500.00	99.65	14,948,055.00	0.00	14,948,055.00	A-1	0.27
MUFG BANK LTD 0.000% Due 05-17-19			10,000,000	99.09	9,908,913.89	99.65	9,964,620.00	0.00	9,964,620.00	A-1	0.18
ROYAL BANK OF CANADA NY 0.000% Due 05-17-19			20,000,000	98.58	19,716,888.89	99.63	19,926,880.00	0.00	19,926,880.00	A-1+	0.36
TOYOTA MOTOR CREDIT CORPORATION 0.000% Due 05-17-19			25,000,000	98.65	24,661,305.56	99.64	24,910,575.00	0.00	24,910,575.00	A-1+	0.46

** TOTAL COST DOES NOT REFLECT AMORTIZATIONS OR ACCRETIONS BUT INCLUDES PURCHASED ACCRUED INTEREST. MARKET PRICES ARE DOWNLOADED THROUGH (IDC) INTERACTIVE DATA CORP.



PORTFOLIO APPRAISAL

SAN MATEO COUNTY TREASURER'S OFFICE
PORTFOLIO APPRAISAL
SAN MATEO COUNTY POOL
March 31, 2019

Security	Call Date One	Call Price One	Quantity	Unit Cost	Total Cost	Market Price	Market Value	Accrued Interest	Market Value + Accrued Interest	S&P	Pct Assets
MUFG BANK LTD 0.000% Due 06-07-19			15,000,000	98.49	14,773,187.50	99.46	14,919,255.00	0.00	14,919,255.00	A-1	0.27
NATIXIS NY BRANCH 0.000% Due 06-10-19			15,000,000	98.54	14,780,841.67	99.43	14,914,500.00	0.00	14,914,500.00	A-1	0.27
COOPERATIEVE RABOBANK UA 0.000% Due 06-11-19			25,000,000	98.60	24,649,885.42	99.45	24,862,250.00	0.00	24,862,250.00	A-1	0.45
SWEDBANK 0.000% Due 06-11-19			25,000,000	98.52	24,630,861.11	99.45	24,863,000.00	0.00	24,863,000.00	A-1+	0.45
ROYAL BANK OF CANADA 0.000% Due 06-13-19			15,000,000	98.56	14,784,166.67	99.42	14,913,660.00	0.00	14,913,660.00	A-1+	0.27
MUFG BANK LTD 0.000% Due 06-21-19			25,000,000	98.85	24,712,319.44	99.41	24,853,625.00	0.00	24,853,625.00	A-1	0.45
MUFG BANK LTD 0.000% Due 06-21-19			10,000,000	99.04	9,904,313.89	99.39	9,938,730.00	0.00	9,938,730.00	A-1	0.18
ROYAL BANK OF CANADA 0.000% Due 06-21-19			15,000,000	98.33	14,750,016.67	99.36	14,903,310.00	0.00	14,903,310.00	A-1+	0.27
NATIXIS NY BRANCH 0.000% Due 06-25-19			25,000,000	98.49	24,623,402.78	99.31	24,826,800.00	0.00	24,826,800.00	A-1	0.45
EXXON MOBIL CORP 0.000% Due 06-28-19			25,000,000	99.18	24,795,055.56	99.39	24,846,725.00	0.00	24,846,725.00	A-1+	0.45
NATIXIS NY BRANCH 0.000% Due 06-28-19			15,000,000	98.30	14,745,287.55	99.29	14,893,575.00	0.00	14,893,575.00	A-1	0.27
TOYOTA MOTOR CREDIT CORPORATION 0.000% Due 06-28-19			25,000,000	98.92	24,730,500.00	99.35	24,836,825.00	0.00	24,836,825.00	A-1+	0.45
EXXON MOBIL CORP 0.000% Due 07-01-19			25,000,000	99.20	24,800,347.22	99.36	24,840,275.00	0.00	24,840,275.00	A-1+	0.45
TOYOTA MOTOR CREDIT CORP. FLOATER 0.000% Due 07-09-19			25,000,000	98.36	24,589,256.94	99.21	24,803,475.00	0.00	24,803,475.00	A-1+	0.45
TOYOTA MOTOR CREDIT CORP 0.000% Due 07-10-19			25,000,000	99.11	24,777,750.00	99.29	24,823,250.00	0.00	24,823,250.00	A-1+	0.45
NATIXIS NY BRANCH 0.000% Due 07-19-19			15,000,000	98.81	14,821,800.00	99.19	14,878,995.00	0.00	14,878,995.00	A-1	0.27
SWEDBANK 0.000% Due 07-19-19			25,000,000	98.91	24,727,291.67	99.22	24,805,200.00	0.00	24,805,200.00	A-1+	0.45
EXXON MOBIL CORP 0.000% Due 07-31-19			20,000,000	99.07	19,814,000.00	99.16	19,831,920.00	0.00	19,831,920.00	A-1+	0.36
JP MORGAN SECURITIES LLC 0.000% Due 08-15-19			20,000,000	98.64	19,727,400.00	99.01	19,801,360.00	0.00	19,801,360.00	A-1	0.36
NATIXIS NY BRANCH 0.000% Due 08-16-19			25,000,000	98.90	24,724,083.33	99.01	24,752,750.00	0.00	24,752,750.00	A-1	0.45
COOPERATIEVE RABOBANK UA 0.000% Due 09-13-19			50,000,000	98.54	49,271,833.33	98.81	49,407,450.00	0.00	49,407,450.00	A-1	0.90
JP MORGAN SECURITIES LLC 0.000% Due 09-16-19			20,000,000	98.70	19,739,561.11	98.78	19,756,820.00	0.00	19,756,820.00	A-1	0.36

** TOTAL COST DOES NOT REFLECT AMORTIZATIONS OR ACCRETIONS BUT INCLUDES PURCHASED ACCRUED INTEREST. MARKET PRICES ARE DOWNLOADED THROUGH (IDC) INTERACTIVE DATA CORP.



PORTFOLIO APPRAISAL

SAN MATEO COUNTY TREASURER'S OFFICE
PORTFOLIO APPRAISAL
SAN MATEO COUNTY POOL
March 31, 2019

Security	Call Date One	Call Price One	Quantity	Unit Cost	Total Cost	Market Price	Market Value	Accrued Interest	Market Value + Accrued Interest	S&P	Pct Assets
JP MORGAN SECURITIES LLC 0.000% Due 09-23-19			20,000,000	98.73	19,745,594.44	98.76	19,752,620.00	0.00	19,752,620.00	A-1	0.36
			805,000,000		795,102,478.53		800,229,815.00	0.00	800,229,815.00		14.64
LOCAL AGENCY INVESTMENT FUND											
LAIF 2.400% Due 04-01-19			65,000,000	100.00	65,000,000.00	100.00	65,000,000.00	325,000.00	65,325,000.00	NR	1.19
REPURCHASE AGREEMENTS											
REPURCHASE AGREEMENT(U.S. TREAS NTS COLLAT) 2.500% Due 04-01-19			176,000,000	100.00	176,000,000.00	100.00	176,000,000.00	0.00	176,000,000.00	AA+	3.22
UNITED STATES TREASURY-BILLS											
UNITED STATES TREAS BILL 0.000% Due 04-04-19			25,000,000	99.02	24,755,388.89	99.98	24,995,075.00	0.00	24,995,075.00	A-1+	0.46
UNITED STATES TREAS BILL 0.000% Due 05-09-19			25,000,000	98.76	24,690,979.17	99.75	24,937,600.00	0.00	24,937,600.00	A-1+	0.46
UNITED STATES TREAS BILL 0.000% Due 05-09-19			25,000,000	98.76	24,690,347.22	99.75	24,937,600.00	0.00	24,937,600.00	A-1+	0.46
UNITED STATES TREAS BILL 0.000% Due 05-09-19			3,700,000	98.78	3,654,702.23	99.75	3,690,764.80	0.00	3,690,764.80	A-1+	0.07
UNITED STATES TREAS BILL 0.000% Due 05-16-19			26,800,000	98.77	26,469,407.11	99.70	26,720,859.60	0.00	26,720,859.60	A-1+	0.49
UNITED STATES TREAS BILL 0.000% Due 05-16-19			50,000,000	98.75	49,375,638.89	99.70	49,852,350.00	0.00	49,852,350.00	A-1+	0.91
UNITED STATES TREAS BILL 0.000% Due 05-23-19			25,000,000	98.73	24,681,444.44	99.66	24,915,325.00	0.00	24,915,325.00	A-1+	0.46
UNITED STATES TREAS BILL 0.000% Due 05-23-19			25,000,000	98.73	24,682,097.22	99.66	24,915,325.00	0.00	24,915,325.00	A-1+	0.46
UNITED STATES TREAS BILL 0.000% Due 05-23-19			10,000,000	98.72	9,872,055.56	99.66	9,966,130.00	0.00	9,966,130.00	A-1+	0.18
UNITED STATES TREAS BILL 0.000% Due 05-30-19			4,200,000	98.76	4,147,766.00	99.61	4,183,809.00	0.00	4,183,809.00	A-1+	0.08
UNITED STATES TREAS BILL 0.000% Due 06-06-19			25,000,000	98.74	24,685,291.67	99.57	24,891,825.00	0.00	24,891,825.00	A-1+	0.46
UNITED STATES TREAS BILL 0.000% Due 06-06-19			50,000,000	98.74	49,370,583.33	99.57	49,783,650.00	0.00	49,783,650.00	A-1+	0.91
UNITED STATES TREAS BILL 0.000% Due 06-13-19			40,000,000	98.75	39,499,500.00	99.52	39,808,280.00	0.00	39,808,280.00	A-1+	0.73
UNITED STATES TREAS BILL 0.000% Due 06-13-19			25,000,000	98.74	24,685,923.61	99.52	24,880,175.00	0.00	24,880,175.00	A-1+	0.46
UNITED STATES TREAS BILL 0.000% Due 06-13-19			25,000,000	98.75	24,686,555.56	99.52	24,880,175.00	0.00	24,880,175.00	A-1+	0.46

** TOTAL COST DOES NOT REFLECT AMORTIZATIONS OR ACCRETIONS BUT INCLUDES PURCHASED ACCRUED INTEREST. MARKET PRICES ARE DOWNLOADED THROUGH (IDC) INTERACTIVE DATA CORP.



PORTFOLIO APPRAISAL

SAN MATEO COUNTY TREASURER'S OFFICE
PORTFOLIO APPRAISAL
SAN MATEO COUNTY POOL
March 31, 2019

Security	Call Date One	Call Price One	Quantity	Unit Cost	Total Cost	Market Price	Market Value	Accrued Interest	Market Value + Accrued Interest	S&P	Pct Assets
UNITED STATES TREAS BILL 0.000% Due 06-13-19			25,000,000	98.76	24,689,534.75	99.52	24,880,175.00	0.00	24,880,175.00	A-1+	0.46
UNITED STATES TREAS BILL 0.000% Due 06-20-19			25,000,000	98.98	24,745,000.00	99.47	24,868,675.00	0.00	24,868,675.00	A-1+	0.46
UNITED STATES TREAS BILL 0.000% Due 07-25-19			25,000,000	98.93	24,733,333.33	99.24	24,811,200.00	0.00	24,811,200.00	A-1+	0.45
UNITED STATES TREAS BILL 0.000% Due 08-22-19			25,000,000	98.77	24,692,243.06	99.06	24,764,025.00	0.00	24,764,025.00	A-1+	0.45
UNITED STATES TREAS BILL 0.000% Due 08-22-19			20,000,000	98.77	19,754,644.44	99.06	19,811,220.00	0.00	19,811,220.00	A-1+	0.36
UNITED STATES TREAS BILL 0.000% Due 08-29-19			4,000,000	98.77	3,950,758.89	99.02	3,960,708.00	0.00	3,960,708.00	A-1+	0.07
UNITED STATES TREAS BILL 0.000% Due 09-12-19			2,500,000	98.79	2,469,838.89	98.92	2,473,037.50	0.00	2,473,037.50	A-1+	0.05
UNITED STATES TREAS BILL 0.000% Due 09-12-19			20,000,000	98.82	19,763,377.78	98.92	19,784,300.00	0.00	19,784,300.00	A-1+	0.36
UNITED STATES TREAS BILL 0.000% Due 02-27-20			25,000,000	97.64	24,410,456.60	97.86	24,463,950.00	0.00	24,463,950.00	A-1+	0.45
			<u>556,200,000</u>		<u>549,156,868.64</u>		<u>553,176,233.90</u>	<u>0.00</u>	<u>553,176,233.90</u>		<u>10.12</u>
UNITED STATES TREASURY-NOTES											
UNITED STATES TREAS NTS 0.875% Due 05-15-19			25,000,000	99.65	24,913,674.03	99.81	24,952,025.00	43,750.00	24,995,775.00	A-1+	0.46
UNITED STATES TREAS NTS 0.750% Due 08-15-19			25,000,000	99.35	24,838,721.51	99.35	24,836,925.00	8,152.17	24,845,077.17	A-1+	0.45
UNITED STATES TREAS NTS 1.125% Due 07-31-21			50,000,000	100.00	50,000,000.00	97.42	48,709,000.00	91,678.18	48,800,678.18	AA+	0.89
UNITED STATES TREAS NTS 1.125% Due 08-31-21			50,000,000	99.62	49,812,500.00	97.34	48,667,950.00	48,169.89	48,716,119.89	AA+	0.89
UNITED STATES TREAS NTS 1.125% Due 08-31-21			50,000,000	99.75	49,875,000.00	97.34	48,667,950.00	48,169.89	48,716,119.89	AA+	0.89
UNITED STATES TREAS NTS 1.125% Due 09-30-21			50,000,000	99.78	49,890,625.00	97.32	48,660,150.00	1,528.53	48,661,678.53	AA+	0.89
UNITED STATES TREAS NTS 1.250% Due 10-31-21			50,000,000	100.00	50,000,000.00	97.48	48,740,250.00	260,989.01	49,001,239.01	AA+	0.89
UNITED STATES TREAS NTS 1.625% Due 08-31-22			50,000,000	99.62	49,808,593.75	97.99	48,996,100.00	0.00	48,996,100.00	AA+	0.90
UNITED STATES TREAS NTS 1.875% Due 09-30-22			50,000,000	99.73	49,863,281.25	98.81	49,406,250.00	2,547.55	49,408,797.55	AA+	0.90
UNITED STATES TREAS NTS 2.000% Due 10-31-22			50,000,000	99.84	49,919,921.88	99.20	49,599,600.00	472,527.47	50,072,127.47	AA+	0.91
UNITED STATES TREAS NTS 2.000% Due 11-30-22			50,000,000	99.49	49,746,093.75	99.18	49,589,850.00	336,111.11	49,925,961.11	AA+	0.91
UNITED STATES TREAS NTS 1.625% Due 10-31-23			50,000,000	100.16	50,078,125.00	97.32	48,662,100.00	339,285.71	49,001,385.71	AA+	0.89

** TOTAL COST DOES NOT REFLECT AMORTIZATIONS OR ACCRETIONS BUT INCLUDES PURCHASED ACCRUED INTEREST. MARKET PRICES ARE DOWNLOADED THROUGH (IDC) INTERACTIVE DATA CORP.



PORTFOLIO APPRAISAL

SAN MATEO COUNTY TREASURER'S OFFICE
PORTFOLIO APPRAISAL
SAN MATEO COUNTY POOL
March 31, 2019

Security	Call Date One	Call Price One	Quantity	Unit Cost	Total Cost	Market Price	Market Value	Accrued Interest	Market Value + Accrued Interest	S&P	Pct Assets
			550,000,000		548,746,536.17		539,488,150.00	1,652,909.53	541,141,059.53		9.87
FEDERAL AGENCY - FLOATING RATE SECURITIES											
FEDERAL HOME LOAN MORTGAGE CORP. - FLOATER 2.380% Due 05-13-19			10,000,000	100.00	10,000,000.00	100.00	9,999,560.00	0.00	9,999,560.00	AA+	0.18
FEDERAL HOME LOAN MORTGAGE CORP. - FLOATER 2.460% Due 06-21-19			11,000,000	100.00	11,000,000.00	99.99	10,999,208.00	75,166.67	11,074,374.67	AA+	0.20
FEDERAL FARM CREDIT BANK-FRN 2.672% Due 08-19-19			5,000,000	100.00	5,000,000.00	100.08	5,004,090.00	4,452.92	5,008,542.92	AA+	0.09
FEDERAL HOME LOAN BANK - FRN 2.265% Due 11-15-19			20,000,000	100.00	20,000,000.00	100.01	20,001,560.00	55,366.67	20,056,926.67	AA+	0.37
FEDERAL FARM CREDIT BANK-FRN 2.499% Due 05-26-20			10,000,000	100.00	10,000,000.00	99.97	9,997,160.00	3,470.68	10,000,630.68	AA+	0.18
FEDERAL FARM CR BKS FDG CORP 2.503% Due 12-11-20			5,000,000	100.00	5,000,000.00	99.93	4,996,360.00	6,952.08	5,003,312.08	AA+	0.09
FEDERAL FARM CR BKS FDG CORP 2.503% Due 08-09-21			15,000,000	100.00	15,000,000.00	99.63	14,944,935.00	22,941.87	14,967,876.87	AA+	0.27
FEDERAL FARM CR BKS FDG CORP 2.502% Due 09-17-21			15,000,000	100.00	15,000,000.00	99.83	14,974,845.00	202,224.79	15,177,069.79	AA+	0.27
FEDERAL FARM CR BKS FDG CORP 2.502% Due 09-17-21			5,000,000	100.00	5,000,000.00	99.83	4,991,615.00	67,408.26	5,059,023.26	AA+	0.09
FEDERAL FARM CR BKS FDG CORP 2.539% Due 11-08-21			10,000,000	100.00	10,000,000.00	99.77	9,977,090.00	99,462.57	10,076,552.57	AA+	0.18
FEDERAL FARM CR BKS FDG CORP 2.539% Due 11-08-21			5,000,000	100.00	5,000,000.00	99.77	4,988,545.00	49,731.29	5,038,276.29	AA+	0.09
			111,000,000		111,000,000.00		110,874,968.00	587,177.80	111,462,145.80		2.03
FEDERAL AGENCY SECURITIES											
FEDERAL HOME DISCOUNT NOTE 0.000% Due 04-15-19			3,000,000	99.65	2,989,355.83	99.91	2,997,177.00	0.00	2,997,177.00	AA+	0.05
FANNIE MAE DISCOUNT NOTE 0.000% Due 04-17-19			3,500,000	99.40	3,479,140.00	99.89	3,496,234.00	0.00	3,496,234.00	AA+	0.06
FREDDIE DISCOUNT 0.000% Due 04-17-19			4,800,000	98.81	4,742,817.20	99.89	4,794,835.20	0.00	4,794,835.20	AA+	0.09
FEDERAL HOME DISCOUNT NOTE 0.000% Due 04-18-19			25,000,000	99.05	24,762,062.50	99.89	24,971,425.00	0.00	24,971,425.00	AA+	0.46
FEDERAL HOME DISCOUNT NOTE 0.000% Due 04-22-19			15,000,000	99.37	14,905,686.67	99.86	14,978,820.00	0.00	14,978,820.00	AA+	0.27
FEDERAL HOME DISCOUNT NOTE 0.000% Due 04-26-19			25,000,000	98.81	24,702,541.67	99.83	24,957,975.00	0.00	24,957,975.00	AA+	0.46
FEDERAL HOME DISCOUNT NOTE 0.000% Due 04-29-19			15,000,000	99.11	14,866,270.83	99.81	14,971,770.00	0.00	14,971,770.00	AA+	0.27

** TOTAL COST DOES NOT REFLECT AMORTIZATIONS OR ACCRETIONS BUT INCLUDES PURCHASED ACCRUED INTEREST. MARKET PRICES ARE DOWNLOADED THROUGH (IDC) INTERACTIVE DATA CORP.



PORTFOLIO APPRAISAL

SAN MATEO COUNTY TREASURER'S OFFICE
PORTFOLIO APPRAISAL
SAN MATEO COUNTY POOL
March 31, 2019

Security	Call Date One	Call Price One	Quantity	Unit Cost	Total Cost	Market Price	Market Value	Accrued Interest	Market Value + Accrued Interest	S&P	Pct Assets
FEDERAL HOME DISCOUNT NOTE 0.000% Due 04-29-19			2,000,000	99.33	1,986,505.28	99.81	1,996,236.00	0.00	1,996,236.00	AA+	0.04
FEDERAL HOME DISCOUNT NOTE 0.000% Due 04-30-19			15,000,000	99.10	14,865,250.00	99.81	14,970,765.00	0.00	14,970,765.00	AA+	0.27
FEDERAL HOME DISCOUNT NOTE 0.000% Due 04-30-19			6,600,000	99.27	6,552,040.00	99.81	6,587,136.60	0.00	6,587,136.60	AA+	0.12
FEDERAL HOME LOAN DISCOUNT NOTE 0.000% Due 05-01-19			10,000,000	98.78	9,877,825.00	99.80	9,979,830.00	0.00	9,979,830.00	AA+	0.18
FEDERAL HOME DISCOUNT NOTE 0.000% Due 05-01-19			10,000,000	98.78	9,877,825.00	99.80	9,979,830.00	0.00	9,979,830.00	AA+	0.18
FEDERAL HOME DISCOUNT NOTE 0.000% Due 05-01-19			25,000,000	99.10	24,775,416.67	99.80	24,949,575.00	0.00	24,949,575.00	AA+	0.46
FEDERAL HOME LOAN DISCOUNT NOTE 0.000% Due 05-03-19			30,847,000	98.80	30,475,422.18	99.78	30,780,648.10	0.00	30,780,648.10	AA+	0.56
FEDERAL HOME LOAN DISCOUNT NOTE 0.000% Due 05-14-19			20,000,000	98.75	19,749,244.44	99.71	19,942,180.00	0.00	19,942,180.00	AA+	0.36
FEDERAL HOME LOAN DISCOUNT NOTE 0.000% Due 05-15-19			4,663,000	98.76	4,605,178.80	99.70	4,649,206.85	0.00	4,649,206.85	AA+	0.09
FEDERAL HOME LOAN DISCOUNT NOTE 0.000% Due 05-15-19			10,000,000	98.76	9,876,000.00	99.70	9,970,420.00	0.00	9,970,420.00	AA+	0.18
FEDERAL HOME DISCOUNT NOTE 0.000% Due 05-17-19			15,000,000	98.74	14,811,630.00	99.69	14,953,620.00	0.00	14,953,620.00	AA+	0.27
FEDERAL HOME DISCOUNT NOTE 0.000% Due 05-17-19			10,000,000	98.74	9,874,420.00	99.69	9,969,080.00	0.00	9,969,080.00	AA+	0.18
FEDERAL HOME DISCOUNT NOTE 0.000% Due 05-17-19			15,000,000	99.21	14,881,000.00	99.69	14,953,620.00	0.00	14,953,620.00	AA+	0.27
FREDDIE DISCOUNT NOTE 0.000% Due 05-20-19			10,000,000	98.74	9,873,583.33	99.67	9,967,060.00	0.00	9,967,060.00	AA+	0.18
FREDDIE DISCOUNT NOTE 0.000% Due 05-20-19			15,000,000	98.74	14,810,375.00	99.67	14,950,590.00	0.00	14,950,590.00	AA+	0.27
FREDDIE DISCOUNT NOTE 0.000% Due 05-20-19			26,000,000	98.76	25,678,423.33	99.67	25,914,356.00	0.00	25,914,356.00	AA+	0.47
FREDDIE DISCOUNT NOTE 0.000% Due 05-24-19			10,000,000	98.71	9,870,850.00	99.64	9,964,370.00	0.00	9,964,370.00	AA+	0.18
FARM CREDIT DISCOUNT NOTE 0.000% Due 05-28-19			15,000,000	98.66	14,798,958.33	99.62	14,942,520.00	0.00	14,942,520.00	AA+	0.27
FEDERAL HOME LOAN BANK 1.375% Due 05-28-19			5,000,000	99.81	4,990,550.00	99.83	4,991,575.00	23,489.58	5,015,064.58	AA+	0.09
FEDERAL HOME LOAN BANK 1.375% Due 05-28-19			5,000,000	99.81	4,990,550.00	99.83	4,991,575.00	23,489.58	5,015,064.58	AA+	0.09
FEDERAL HOME DISCOUNT NOTE 0.000% Due 06-03-19			2,200,000	98.79	2,173,418.50	99.58	2,190,683.00	0.00	2,190,683.00	AA+	0.04
FREDDIE DISCOUNT 0.000% Due 06-03-19			20,000,000	98.76	19,751,687.20	99.58	19,915,300.00	0.00	19,915,300.00	AA+	0.36

** TOTAL COST DOES NOT REFLECT AMORTIZATIONS OR ACCRETIONS BUT INCLUDES PURCHASED ACCRUED INTEREST. MARKET PRICES ARE DOWNLOADED THROUGH (IDC) INTERACTIVE DATA CORP.



PORTFOLIO APPRAISAL

SAN MATEO COUNTY TREASURER'S OFFICE
PORTFOLIO APPRAISAL
SAN MATEO COUNTY POOL
March 31, 2019

Security	Call Date One	Call Price One	Quantity	Unit Cost	Total Cost	Market Price	Market Value	Accrued Interest	Market Value + Accrued Interest	S&P	Pct Assets
FREDDIE DISCOUNT 0.000% Due 06-03-19			12,580,000	98.81	12,430,678.89	99.58	12,526,723.70	0.00	12,526,723.70	AA+	0.23
FEDERAL HOME DISCOUNT NOTE 0.000% Due 06-06-19			30,000,000	98.67	29,602,400.10	99.56	29,866,890.00	0.00	29,866,890.00	AA+	0.55
FEDERAL HOME DISCOUNT NOTE 0.000% Due 06-11-19			20,000,000	99.22	19,844,000.00	99.52	19,904,540.00	0.00	19,904,540.00	AA+	0.36
FEDERAL HOME LOAN BK DISCOUNT NOTE 0.000% Due 06-13-19			2,300,000	99.21	2,281,718.19	99.51	2,288,713.90	0.00	2,288,713.90	AA+	0.04
FEDERAL HOME LOAN DISCOUNT NOTE 0.000% Due 06-17-19			20,000,000	99.21	19,841,683.33	99.48	19,896,480.00	0.00	19,896,480.00	AA+	0.36
FEDERAL MORTGAGE CORPORATION DN 0.000% Due 06-19-19			10,000,000	98.69	9,869,111.11	99.47	9,946,890.00	0.00	9,946,890.00	AA+	0.18
FEDERAL MORTGAGE CORPORATION DN 0.000% Due 06-19-19			20,000,000	98.69	19,738,222.22	99.47	19,893,780.00	0.00	19,893,780.00	AA+	0.36
FEDERAL MORTGAGE CORPORATION DN 0.000% Due 06-19-19			3,000,000	98.71	2,961,303.33	99.47	2,984,067.00	0.00	2,984,067.00	AA+	0.05
FEDERAL MORTGAGE CORPORATION DN 0.000% Due 06-20-19			15,000,000	98.61	14,791,266.67	99.46	14,919,330.00	0.00	14,919,330.00	AA+	0.27
FEDERAL NATIONAL MORT. ASSOC. 1.750% Due 06-20-19			5,000,000	99.95	4,997,350.00	99.84	4,992,020.00	24,548.61	5,016,568.61	AA+	0.09
FEDERAL HOME LOAN BANK 1.125% Due 06-21-19			10,000,000	99.96	9,995,800.00	99.72	9,971,600.00	31,250.00	10,002,850.00	AA+	0.18
FEDERAL HOME LOAN BANK 1.125% Due 06-21-19			10,000,000	99.96	9,995,800.00	99.72	9,971,600.00	31,250.00	10,002,850.00	AA+	0.18
FEDERAL HOME LOAN BANK 1.125% Due 06-21-19			10,000,000	99.96	9,995,800.00	99.72	9,971,600.00	31,250.00	10,002,850.00	AA+	0.18
FEDERAL HOME LOAN BANK-DN 0.000% Due 06-24-19			25,000,000	98.51	24,628,229.17	99.44	24,858,825.00	0.00	24,858,825.00	AA+	0.45
FEDERAL HOME LOAN BANK-DN 0.000% Due 06-25-19			30,000,000	98.53	29,560,416.60	99.43	29,828,580.00	0.00	29,828,580.00	AA+	0.55
FEDERAL MORTGAGE CORPORATION DN 0.000% Due 06-25-19			15,000,000	98.57	14,786,100.00	99.43	14,914,290.00	0.00	14,914,290.00	AA+	0.27
FEDERAL HOME LOAN BANK DN 0.000% Due 06-27-19			10,000,000	98.52	9,851,713.89	99.42	9,941,520.00	0.00	9,941,520.00	AA+	0.18
FEDERAL HOME LOAN BANK DN 0.000% Due 06-27-19			10,000,000	98.52	9,851,713.89	99.42	9,941,520.00	0.00	9,941,520.00	AA+	0.18
FREDDIE DISCOUNT 0.000% Due 06-27-19			25,000,000	99.12	24,780,000.00	99.42	24,853,800.00	0.00	24,853,800.00	AA+	0.45
FEDERAL HOME LOAN BANK- DN 0.000% Due 06-28-19			15,000,000	98.48	14,771,750.00	99.41	14,911,260.00	0.00	14,911,260.00	AA+	0.27
FEDERAL HOME LOAN BANK- DN 0.000% Due 06-28-19			25,000,000	98.48	24,619,583.33	99.41	24,852,100.00	0.00	24,852,100.00	AA+	0.45
FEDERAL HOME LOAN BANK- DN 0.000% Due 06-28-19			10,000,000	98.48	9,847,833.33	99.41	9,940,840.00	0.00	9,940,840.00	AA+	0.18

** TOTAL COST DOES NOT REFLECT AMORTIZATIONS OR ACCRETIONS BUT INCLUDES PURCHASED ACCRUED INTEREST. MARKET PRICES ARE DOWNLOADED THROUGH (IDC) INTERACTIVE DATA CORP.



PORTFOLIO APPRAISAL

SAN MATEO COUNTY TREASURER'S OFFICE
PORTFOLIO APPRAISAL
SAN MATEO COUNTY POOL
March 31, 2019

Security	Call Date One	Call Price One	Quantity	Unit Cost	Total Cost	Market Price	Market Value	Accrued Interest	Market Value + Accrued Interest	S&P	Pct Assets
FEDERAL HOME LOAN BANK- 0.000% Due 06-28-19			2,500,000	98.49	2,462,131.25	99.41	2,485,210.00	0.00	2,485,210.00	AA+	0.05
FEDERAL HOME LOAN BANK- DN 0.000% Due 06-28-19			20,000,000	98.49	19,697,050.00	99.41	19,881,680.00	0.00	19,881,680.00	AA+	0.36
FEDERAL HOME LOAN BANK- DN 0.000% Due 06-28-19			50,000,000	98.58	49,288,833.50	99.41	49,704,200.00	0.00	49,704,200.00	AA+	0.91
FARM CREDIT DISCOUNT NOTE 0.000% Due 07-08-19			19,000,000	98.33	18,682,605.00	99.34	18,874,828.00	0.00	18,874,828.00	AA+	0.35
FEDERAL HOME LOAN BANK DN 0.000% Due 07-09-19			4,400,000	98.88	4,350,605.11	99.33	4,370,718.00	0.00	4,370,718.00	AA+	0.08
FREDDIE DISCOUNT 0.000% Due 07-17-19			5,300,000	99.01	5,247,706.67	99.28	5,261,877.10	0.00	5,261,877.10	AA+	0.10
FREDDIE DISCOUNT 0.000% Due 07-17-19			25,000,000	99.02	24,755,312.50	99.28	24,820,175.00	0.00	24,820,175.00	AA+	0.45
FREDDIE DISCOUNT 0.000% Due 07-17-19			1,600,000	99.02	1,584,340.00	99.28	1,588,491.20	0.00	1,588,491.20	AA+	0.03
FEDERAL MORTGAGE CORPORATION DN 0.000% Due 07-19-19			5,300,000	98.38	5,214,299.00	99.27	5,261,166.90	0.00	5,261,166.90	AA+	0.10
FEDERAL HOME LOAN BANK-DN 0.000% Due 07-26-19			5,000,000	98.31	4,915,666.67	99.22	4,961,010.00	0.00	4,961,010.00	AA+	0.09
FEDERAL NATIONAL MORT. ASSOC. 1.000% Due 07-26-19			5,000,000	100.00	5,000,000.00	99.54	4,977,020.00	9,027.78	4,986,047.78	AA+	0.09
FEDERAL NATIONAL MORT. ASSOC. 1.000% Due 07-26-19			2,500,000	100.00	2,500,000.00	99.54	2,488,510.00	4,513.89	2,493,023.89	AA+	0.05
FEDERAL NATIONAL MORT. ASSOC. 1.000% Due 07-26-19			2,500,000	100.00	2,500,000.00	99.54	2,488,510.00	4,513.89	2,493,023.89	AA+	0.05
FEDERAL NATIONAL MORT. ASSOC. 1.000% Due 07-26-19			2,500,000	100.00	2,500,000.00	99.54	2,488,510.00	4,513.89	2,493,023.89	AA+	0.05
FEDERAL NATIONAL MORT. ASSOC. 1.000% Due 07-26-19			2,500,000	100.00	2,500,000.00	99.54	2,488,510.00	4,513.89	2,493,023.89	AA+	0.05
FEDERAL NATIONAL MORT. ASSOC. 1.125% Due 07-26-19			10,000,000	100.00	10,000,000.00	99.58	9,957,630.00	20,312.50	9,977,942.50	AA+	0.18
FEDERAL NATIONAL MORT. ASSOC. 1.125% Due 07-26-19			3,805,000	99.98	3,804,429.25	99.58	3,788,878.21	7,728.91	3,796,607.12	AA+	0.07
FEDERAL HOME DISCOUNT NOTE 0.000% Due 08-02-19			3,578,000	99.06	3,544,257.47	99.18	3,548,538.75	0.00	3,548,538.75	AA+	0.06
FEDERAL HOME LOAN BANK 0.875% Due 08-05-19			5,000,000	99.81	4,990,400.00	99.45	4,972,645.00	116,302.08	5,088,947.08	AA+	0.09
FEDERAL HOME LOAN BANK 0.875% Due 08-05-19			5,000,000	99.81	4,990,400.00	99.45	4,972,645.00	116,302.08	5,088,947.08	AA+	0.09
FEDERAL HOME LOAN BANK 0.875% Due 08-05-19			5,000,000	99.81	4,990,400.00	99.45	4,972,645.00	116,302.08	5,088,947.08	AA+	0.09
FEDERAL HOME DISCOUNT NOTE 0.000% Due 08-21-19			10,000,000	98.75	9,875,481.67	99.05	9,904,940.00	0.00	9,904,940.00	AA+	0.18

** TOTAL COST DOES NOT REFLECT AMORTIZATIONS OR ACCRETIONS BUT INCLUDES PURCHASED ACCRUED INTEREST. MARKET PRICES ARE DOWNLOADED THROUGH (IDC) INTERACTIVE DATA CORP.



PORTFOLIO APPRAISAL

SAN MATEO COUNTY TREASURER'S OFFICE
PORTFOLIO APPRAISAL
SAN MATEO COUNTY POOL
March 31, 2019

Security	Call Date One	Call Price One	Quantity	Unit Cost	Total Cost	Market Price	Market Value	Accrued Interest	Market Value + Accrued Interest	S&P	Pct Assets
FEDERAL HOME DISCOUNT NOTE 0.000% Due 08-21-19			10,000,000	98.75	9,875,481.67	99.05	9,904,940.00	0.00	9,904,940.00	AA+	0.18
FEDERAL HOME DISCOUNT NOTE 0.000% Due 08-21-19			20,000,000	98.76	19,752,277.78	99.05	19,809,880.00	0.00	19,809,880.00	AA+	0.36
FEDERAL HOME DISCOUNT NOTE 0.000% Due 08-21-19			20,000,000	98.76	19,752,277.78	99.05	19,809,880.00	0.00	19,809,880.00	AA+	0.36
FEDERAL HOME DISCOUNT NOTE 0.000% Due 08-21-19			15,000,000	98.81	14,821,354.17	99.05	14,857,410.00	0.00	14,857,410.00	AA+	0.27
FARM CREDIT DISCOUNT NOTE 0.000% Due 08-23-19			10,000,000	97.87	9,786,944.40	99.04	9,903,600.00	0.00	9,903,600.00	AA+	0.18
FARM CREDIT DISCOUNT NOTE 0.000% Due 08-23-19			10,000,000	97.87	9,786,944.40	99.04	9,903,600.00	0.00	9,903,600.00	AA+	0.18
FEDERAL HOME DISCOUNT NOTE 0.000% Due 08-23-19			15,000,000	98.76	14,813,450.00	99.04	14,855,400.00	0.00	14,855,400.00	AA+	0.27
FEDERAL HOME LOAN BANK-B 1.550% Due 08-28-19	05-28-19	100.00	2,500,000	100.00	2,500,000.00	99.63	2,490,875.00	3,552.08	2,494,427.08	AA+	0.05
FEDERAL HOME LOAN BANK-B 1.550% Due 08-28-19	05-28-19	100.00	2,500,000	100.00	2,500,000.00	99.63	2,490,875.00	3,552.08	2,494,427.08	AA+	0.05
FEDERAL HOME LOAN BANK-B 1.550% Due 08-28-19	05-28-19	100.00	2,500,000	100.00	2,500,000.00	99.63	2,490,875.00	3,552.08	2,494,427.08	AA+	0.05
FEDERAL HOME LOAN BANK-B 1.550% Due 08-28-19	05-28-19	100.00	2,500,000	100.00	2,500,000.00	99.63	2,490,875.00	3,552.08	2,494,427.08	AA+	0.05
FEDERAL HOME DISCOUNT NOTE 0.000% Due 09-06-19			25,000,000	98.79	24,697,152.78	98.94	24,735,575.00	0.00	24,735,575.00	AA+	0.45
FEDERAL NATIONAL MORT. ASSOC. 1.750% Due 09-12-19			5,000,000	99.44	4,971,850.00	99.68	4,983,950.00	4,618.06	4,988,568.06	AA+	0.09
FEDERAL NATIONAL MORT. ASSOC. 1.750% Due 09-12-19			5,000,000	99.44	4,971,850.00	99.68	4,983,950.00	4,618.06	4,988,568.06	AA+	0.09
FEDERAL HOME DISCOUNT NOTE 0.000% Due 09-17-19			15,000,000	98.82	14,822,533.33	98.87	14,830,290.00	0.00	14,830,290.00	AA+	0.27
FEDERAL HOME DISCOUNT NOTE 0.000% Due 09-18-19			15,000,000	98.81	14,821,525.00	98.86	14,829,285.00	0.00	14,829,285.00	AA+	0.27
FEDERAL HOME DISCOUNT NOTE 0.000% Due 09-19-19			15,000,000	98.80	14,820,516.67	98.86	14,828,280.00	0.00	14,828,280.00	AA+	0.27
FEDERAL HOME DISCOUNT NOTE 0.000% Due 09-20-19			10,000,000	98.76	9,876,442.20	98.85	9,884,860.00	0.00	9,884,860.00	AA+	0.18
FEDERAL HOME LOAN BANK 1.000% Due 09-26-19			5,000,000	99.91	4,995,650.00	99.30	4,965,250.00	694.44	4,965,944.44	AA+	0.09
FEDERAL HOME LOAN BANK 1.000% Due 09-26-19			10,000,000	99.91	9,991,300.00	99.30	9,930,500.00	1,388.89	9,931,888.89	AA+	0.18
FEDERAL HOME LOAN BANK 1.000% Due 09-26-19			10,000,000	99.91	9,991,300.00	99.30	9,930,500.00	1,388.89	9,931,888.89	AA+	0.18
FEDERAL HOME DISCOUNT NOTE 0.000% Due 09-27-19			15,000,000	98.76	14,813,458.33	98.80	14,820,255.00	0.00	14,820,255.00	AA+	0.27

** TOTAL COST DOES NOT REFLECT AMORTIZATIONS OR ACCRETIONS BUT INCLUDES PURCHASED ACCRUED INTEREST. MARKET PRICES ARE DOWNLOADED THROUGH (IDC) INTERACTIVE DATA CORP.



PORTFOLIO APPRAISAL

SAN MATEO COUNTY TREASURER'S OFFICE
PORTFOLIO APPRAISAL
SAN MATEO COUNTY POOL
March 31, 2019

Security	Call Date One	Call Price One	Quantity	Unit Cost	Total Cost	Market Price	Market Value	Accrued Interest	Market Value + Accrued Interest	S&P	Pct Assets
FEDERAL HOME DISCOUNT NOTE 0.000% Due 09-27-19			25,000,000	98.76	24,689,097.22	98.80	24,700,425.00	0.00	24,700,425.00	AA+	0.45
FEDERAL HOME DISCOUNT NOTE 0.000% Due 09-30-19			10,000,000	98.74	9,873,622.22	98.78	9,878,160.00	0.00	9,878,160.00	AA+	0.18
FEDERAL HOME DISCOUNT NOTE 0.000% Due 10-01-19			6,000,000	98.72	5,923,366.67	98.78	5,926,800.00	0.00	5,926,800.00	AA+	0.11
FEDERAL HOME DISCOUNT NOTE 0.000% Due 10-01-19			6,000,000	98.72	5,923,366.67	98.78	5,926,800.00	0.00	5,926,800.00	AA+	0.11
FEDERAL NATIONAL MORT. ASSOC. 1.100% Due 10-17-19			2,500,000	99.95	2,498,750.00	99.26	2,481,405.00	12,527.78	2,493,932.78	AA+	0.05
FEDERAL NATIONAL MORT. ASSOC. 1.100% Due 10-17-19			2,500,000	99.95	2,498,750.00	99.26	2,481,405.00	12,527.78	2,493,932.78	AA+	0.05
FEDERAL NATIONAL MORT. ASSOC. 1.100% Due 10-17-19			2,500,000	99.95	2,498,750.00	99.26	2,481,405.00	12,527.78	2,493,932.78	AA+	0.05
FEDERAL NATIONAL MORT. ASSOC. 1.100% Due 10-17-19			2,500,000	99.95	2,498,750.00	99.26	2,481,405.00	12,527.78	2,493,932.78	AA+	0.05
FEDERAL HOME LOAN BANK 1.500% Due 10-21-19			5,000,000	99.82	4,991,150.00	99.47	4,973,465.00	35,208.33	5,008,673.33	AA+	0.09
FEDERAL HOME LOAN BANK 1.500% Due 10-21-19			5,000,000	99.82	4,991,150.00	99.47	4,973,465.00	35,208.33	5,008,673.33	AA+	0.09
FEDERAL HOME LOAN BANK 1.500% Due 10-21-19			10,000,000	99.82	9,982,300.00	99.47	9,946,930.00	70,416.67	10,017,346.67	AA+	0.18
FEDERAL HOME LOAN BANK 1.500% Due 10-21-19			10,000,000	99.82	9,982,300.00	99.47	9,946,930.00	70,416.67	10,017,346.67	AA+	0.18
FEDERAL HOME LOAN BANK 1.375% Due 11-15-19			5,000,000	99.98	4,998,850.00	99.37	4,968,730.00	25,972.22	4,994,702.22	AA+	0.09
FEDERAL HOME LOAN BANK 1.375% Due 11-15-19			5,000,000	99.98	4,998,850.00	99.37	4,968,730.00	25,972.22	4,994,702.22	AA+	0.09
FEDERAL HOME LOAN BANK 1.375% Due 11-15-19			5,000,000	99.98	4,998,850.00	99.37	4,968,730.00	25,972.22	4,994,702.22	AA+	0.09
FEDERAL HOME LOAN BANK 1.375% Due 11-15-19			10,000,000	99.98	9,997,700.00	99.37	9,937,460.00	51,944.44	9,989,404.44	AA+	0.18
FEDERAL NATIONAL MORT. ASSOC. 1.750% Due 11-26-19			7,500,000	99.55	7,466,550.00	99.53	7,464,742.50	45,572.92	7,510,315.42	AA+	0.14
FEDERAL HOME LOAN BANK 2.550% Due 12-19-19	09-19-19	100.00	5,000,000	100.00	5,000,000.00	100.04	5,002,205.00	0.00	5,002,205.00	AA+	0.09
FEDERAL HOME LOAN BANK 2.550% Due 12-19-19	09-19-19	100.00	20,000,000	100.00	20,000,000.00	100.04	20,008,820.00	0.00	20,008,820.00	AA+	0.37
FEDERAL NATIONAL MORT. ASSOC. 1.625% Due 01-21-20			10,000,000	99.90	9,989,900.00	99.36	9,935,520.00	31,597.22	9,967,117.22	AA+	0.18
FEDERAL NATIONAL MORT. ASSOC. 1.650% Due 01-27-20	04-27-19	100.00	2,500,000	100.00	2,500,000.00	99.36	2,483,877.50	7,333.33	2,491,210.83	AA+	0.05
FEDERAL HOME LOAN BANK 2.150% Due 02-14-20	05-14-19	100.00	2,500,000	100.00	2,500,000.00	99.71	2,492,662.50	6,718.75	2,499,381.25	AA+	0.05

** TOTAL COST DOES NOT REFLECT AMORTIZATIONS OR ACCRETIONS BUT INCLUDES PURCHASED ACCRUED INTEREST. MARKET PRICES ARE DOWNLOADED THROUGH (IDC) INTERACTIVE DATA CORP.



PORTFOLIO APPRAISAL

SAN MATEO COUNTY TREASURER'S OFFICE
PORTFOLIO APPRAISAL
SAN MATEO COUNTY POOL
March 31, 2019

Security	Call Date One	Call Price One	Quantity	Unit Cost	Total Cost	Market Price	Market Value	Accrued Interest	Market Value + Accrued Interest	S&P	Pct Assets
FEDERAL HOME LOAN BANK 2.150% Due 02-14-20	05-14-19	100.00	5,000,000	100.00	5,000,000.00	99.71	4,985,325.00	13,437.50	4,998,762.50	AA+	0.09
FEDERAL HOME LOAN BANK 2.375% Due 03-30-20			20,000,000	99.98	19,996,400.00	99.94	19,987,800.00	1,319.44	19,989,119.44	AA+	0.37
FEDERAL HOME LOAN BANK 2.375% Due 03-30-20			10,000,000	99.98	9,998,200.00	99.94	9,993,900.00	659.72	9,994,559.72	AA+	0.18
FEDERAL HOME LOAN BANK-1 1.700% Due 05-15-20	05-15-19	100.00	2,500,000	100.00	2,500,000.00	99.14	2,478,395.00	16,055.56	2,494,450.56	AA+	0.05
FEDERAL HOME LOAN BANK-1 1.700% Due 05-15-20	05-15-19	100.00	5,000,000	100.00	5,000,000.00	99.14	4,956,790.00	32,111.11	4,988,901.11	AA+	0.09
FEDERAL HOME LOAN BANK-1 1.700% Due 05-15-20	05-15-19	100.00	10,000,000	100.00	10,000,000.00	99.14	9,913,580.00	64,222.22	9,977,802.22	AA+	0.18
FEDERAL HOME LOAN BANK-1 1.700% Due 05-15-20	05-15-19	100.00	5,000,000	100.00	5,000,000.00	99.14	4,956,790.00	32,111.11	4,988,901.11	AA+	0.09
FEDERAL HOME LOAN BANK-1 1.700% Due 05-15-20	05-15-19	100.00	2,500,000	100.00	2,500,000.00	99.14	2,478,395.00	16,055.56	2,494,450.56	AA+	0.05
FEDERAL HOME LOAN BANK 2.625% Due 05-28-20			5,000,000	99.96	4,998,200.00	100.22	5,010,775.00	113,020.83	5,123,795.83	AA+	0.09
FEDERAL HOME LOAN BANK 2.625% Due 05-28-20			20,000,000	99.96	19,992,800.00	100.22	20,043,100.00	452,083.33	20,495,183.33	AA+	0.37
FEDERAL NATIONAL MORT. ASSOC. 1.500% Due 06-22-20			10,000,000	99.65	9,965,100.00	98.92	9,892,380.00	41,250.00	9,933,630.00	AA+	0.18
FED HOME LN BANK 2.625% Due 09-28-20	06-28-19	100.00	10,000,000	100.00	10,000,000.00	100.04	10,003,940.00	0.00	10,003,940.00	AA+	0.18
FEDERAL HOME LOAN BANK 1.375% Due 09-28-20			5,000,000	99.68	4,983,950.00	98.50	4,925,240.00	572.92	4,925,812.92	AA+	0.09
FEDERAL HOME LOAN BANK 1.375% Due 09-28-20			10,000,000	99.68	9,967,900.00	98.50	9,850,480.00	1,145.83	9,851,625.83	AA+	0.18
FEDERAL HOME LOAN MORT. CORP. 1.625% Due 09-29-20			15,000,000	99.82	14,972,850.00	98.93	14,839,245.00	1,354.17	14,840,599.17	AA+	0.27
FEDERAL HOME LOAN BANK 2.620% Due 10-01-20			25,000,000	99.78	24,946,250.00	100.42	25,104,200.00	371,166.67	25,475,366.67	AA+	0.46
FEDERAL HOME LOAN BANK 1.950% Due 11-05-20	05-05-19	100.00	5,000,000	98.11	4,905,750.00	99.17	4,958,470.00	23,291.67	4,981,761.67	AA+	0.09
FEDERAL HOME LOAN MORT. CORP. 2.250% Due 11-24-20			5,000,000	100.42	5,021,100.00	99.85	4,992,650.00	39,687.50	5,032,337.50	AA+	0.09
FEDERAL HOME LOAN MORT. CORP. 2.250% Due 11-24-20			7,500,000	100.42	7,531,650.00	99.85	7,488,975.00	59,531.25	7,548,506.25	AA+	0.14
FEDERAL HOME LOAN MORT. CORP. 2.250% Due 11-24-20			7,500,000	100.42	7,531,650.00	99.85	7,488,975.00	59,531.25	7,548,506.25	AA+	0.14
FEDERAL NATIONAL MORT. ASSOC. 1.500% Due 11-30-20			5,000,000	99.91	4,995,350.00	98.57	4,928,745.00	25,000.00	4,953,745.00	AA+	0.09
FEDERAL HOME LOAN BANK 2.200% Due 01-29-21	04-29-19	100.00	2,500,000	100.00	2,500,000.00	99.39	2,484,775.00	9,472.22	2,494,247.22	AA+	0.05

** TOTAL COST DOES NOT REFLECT AMORTIZATIONS OR ACCRETIONS BUT INCLUDES PURCHASED ACCRUED INTEREST. MARKET PRICES ARE DOWNLOADED THROUGH (IDC) INTERACTIVE DATA CORP.



PORTFOLIO APPRAISAL

SAN MATEO COUNTY TREASURER'S OFFICE
PORTFOLIO APPRAISAL
SAN MATEO COUNTY POOL
March 31, 2019

Security	Call Date One	Call Price One	Quantity	Unit Cost	Total Cost	Market Price	Market Value	Accrued Interest	Market Value + Accrued Interest	S&P	Pct Assets
FEDERAL HOME LOAN BANK 2.200% Due 01-29-21	04-29-19	100.00	2,500,000	100.00	2,500,000.00	99.39	2,484,775.00	9,472.22	2,494,247.22	AA+	0.05
FEDERAL HOME LOAN BANK 2.250% Due 01-29-21	01-29-20	100.00	5,000,000	100.00	5,000,000.00	99.80	4,989,910.00	19,375.00	5,009,285.00	AA+	0.09
FEDERAL HOME LOAN BANK 2.250% Due 01-29-21	01-29-20	100.00	2,500,000	100.00	2,500,000.00	99.80	2,494,955.00	9,687.50	2,504,642.50	AA+	0.05
FEDERAL HOME LOAN BANK 2.650% Due 03-11-21	06-11-19	100.00	5,000,000	100.00	5,000,000.00	100.02	5,001,185.00	14,354.17	5,015,539.17	AA+	0.09
FEDERAL HOME LOAN BANK 2.650% Due 03-11-21	06-11-19	100.00	5,000,000	100.00	5,000,000.00	100.02	5,001,185.00	14,354.17	5,015,539.17	AA+	0.09
FEDERAL HOME LOAN BANK 2.650% Due 03-11-21	06-11-19	100.00	5,000,000	100.00	5,000,000.00	100.02	5,001,185.00	14,354.17	5,015,539.17	AA+	0.09
FEDERAL HOME LOAN BANK 2.650% Due 03-11-21	06-11-19	100.00	5,000,000	100.00	5,000,000.00	100.02	5,001,185.00	14,354.17	5,015,539.17	AA+	0.09
FEDERAL HOME LOAN BANK 2.650% Due 03-11-21	06-11-19	100.00	5,000,000	100.00	5,000,000.00	100.02	5,001,185.00	14,354.17	5,015,539.17	AA+	0.09
FEDERAL HOME LOAN BANK 2.650% Due 03-11-21	06-11-19	100.00	5,000,000	100.00	5,000,000.00	100.02	5,001,185.00	14,354.17	5,015,539.17	AA+	0.09
FEDERAL NATIONAL MORT. ASSOC. 2.750% Due 06-22-21			25,000,000	99.98	24,994,250.00	100.95	25,237,525.00	189,062.50	25,426,587.50	AA+	0.46
FEDERAL HOME LOAN BANK 1.125% Due 07-14-21			5,000,000	99.51	4,975,350.00	97.37	4,868,310.00	12,031.25	4,880,341.25	AA+	0.09
FEDERAL HOME LOAN BANK 1.125% Due 07-14-21			5,000,000	99.51	4,975,350.00	97.37	4,868,310.00	12,031.25	4,880,341.25	AA+	0.09
FEDERAL HOME LOAN BANK 1.125% Due 07-14-21			5,000,000	99.51	4,975,350.00	97.37	4,868,310.00	12,031.25	4,880,341.25	AA+	0.09
FEDERAL HOME LOAN BANK 1.125% Due 07-14-21			5,000,000	99.51	4,975,350.00	97.37	4,868,310.00	12,031.25	4,880,341.25	AA+	0.09
FEDERAL HOME LOAN BANK 1.125% Due 07-14-21			5,000,000	99.51	4,975,350.00	97.37	4,868,310.00	12,031.25	4,880,341.25	AA+	0.09
FEDERAL HOME LOAN BANK 2.875% Due 07-30-21	04-30-19	100.00	10,000,000	100.00	10,000,000.00	100.03	10,003,280.00	47,916.67	10,051,196.67	AA+	0.18
FEDERAL HOME LOAN BANK 2.875% Due 07-30-21	04-30-19	100.00	5,000,000	100.00	5,000,000.00	100.03	5,001,640.00	23,958.33	5,025,598.33	AA+	0.09
FEDERAL NATIONAL MORT. ASSOC. 1.250% Due 08-17-21			10,000,000	99.59	9,959,500.00	97.55	9,755,440.00	15,277.78	9,770,717.78	AA+	0.18
FED HOME LN BANK 2.750% Due 09-13-21	06-13-19	100.00	10,000,000	100.00	10,000,000.00	100.04	10,004,080.00	0.00	10,004,080.00	AA+	0.18
FED HOME LN BANK 2.750% Due 09-13-21	06-13-19	100.00	5,000,000	100.00	5,000,000.00	100.04	5,002,040.00	0.00	5,002,040.00	AA+	0.09
FREDDIE MAC 2.875% Due 02-28-24	02-28-20	100.00	2,500,000	100.00	2,500,000.00	100.18	2,504,377.50	0.00	2,504,377.50	AA+	0.05
FREDDIE MAC 2.875% Due 02-28-24	02-28-20	100.00	2,500,000	100.00	2,500,000.00	100.18	2,504,377.50	0.00	2,504,377.50	AA+	0.05

** TOTAL COST DOES NOT REFLECT AMORTIZATIONS OR ACCRETIONS BUT INCLUDES PURCHASED ACCRUED INTEREST. MARKET PRICES ARE DOWNLOADED THROUGH (IDC) INTERACTIVE DATA CORP.



PORTFOLIO APPRAISAL

SAN MATEO COUNTY TREASURER'S OFFICE
PORTFOLIO APPRAISAL
SAN MATEO COUNTY POOL
March 31, 2019

Security	Call Date One	Call Price One	Quantity	Unit Cost	Total Cost	Market Price	Market Value	Accrued Interest	Market Value + Accrued Interest	S&P	Pct Assets
FREDDIE MAC 2.875% Due 02-28-24	02-28-20	100.00	2,500,000	100.00	2,500,000.00	100.18	2,504,377.50	0.00	2,504,377.50	AA+	0.05
			<u>1,631,473,000</u>		<u>1,617,832,431.19</u>		<u>1,622,873,060.51</u>	<u>2,912,780.99</u>	<u>1,625,785,841.50</u>		<u>29.69</u>
US INSTRUMENTALITIES											
INTL BK RECON & DEVELOP 0.000% Due 04-09-19			4,500,000	99.36	4,471,250.00	99.95	4,497,579.00	0.00	4,497,579.00	AAA	0.08
INTL BK RECON & DEVELOP 1.250% Due 04-26-19			2,500,000	100.00	2,500,000.00	99.91	2,497,672.50	13,454.86	2,511,127.36	AAA	0.05
INTL BK RECON & DEVELOP 1.250% Due 04-26-19			2,500,000	100.00	2,500,000.00	99.91	2,497,672.50	13,454.86	2,511,127.36	AAA	0.05
INTL BK RECON & DEVELOP 1.250% Due 04-26-19			2,500,000	100.00	2,500,000.00	99.91	2,497,672.50	13,454.86	2,511,127.36	AAA	0.05
INTL BK RECON & DEVELOP 1.250% Due 04-26-19			2,500,000	100.00	2,500,000.00	99.91	2,497,672.50	13,454.86	2,511,127.36	AAA	0.05
INTL BK RECON & DEVELOP 1.250% Due 04-26-19			4,500,000	99.75	4,488,750.00	99.91	4,495,810.50	24,218.75	4,520,029.25	AAA	0.08
IBRD DISCOUNT NOTE 0.000% Due 07-02-19			20,000,000	99.09	19,817,333.33	99.38	19,876,320.00	0.00	19,876,320.00	AAA	0.36
IBRD DISCOUNT NOTE 0.000% Due 07-05-19			20,000,000	99.14	19,828,550.00	99.36	19,872,280.00	0.00	19,872,280.00	AAA	0.36
IBRD DISCOUNT NOTE 0.000% Due 07-08-19			20,000,000	99.12	19,823,150.00	99.34	19,868,240.00	0.00	19,868,240.00	AAA	0.36
INTL BK RECON & DEVELOP 0.000% Due 07-11-19			20,000,000	99.13	19,825,850.00	99.32	19,864,220.00	0.00	19,864,220.00	AAA	0.36
IBRD DISCOUNT NOTE 0.000% Due 07-15-19			20,000,000	99.07	19,813,700.00	99.29	19,858,840.00	0.00	19,858,840.00	AAA	0.36
IBRD DISCOUNT NOTE 0.000% Due 07-16-19			20,000,000	99.06	19,812,350.00	99.29	19,857,480.00	0.00	19,857,480.00	AAA	0.36
IBRD DISCOUNT NOTE 0.000% Due 07-22-19			25,000,000	99.01	24,753,625.00	99.25	24,811,775.00	0.00	24,811,775.00	AAA	0.45
INTL BK RECON & DEVELOP 0.000% Due 07-23-19			25,000,000	99.08	24,768,812.50	99.24	24,810,100.00	0.00	24,810,100.00	AAA	0.45
INTL BK RECON & DEVELOP 0.000% Due 07-24-19			14,000,000	99.07	13,869,590.00	99.23	13,892,718.00	0.00	13,892,718.00	AAA	0.25
IBRD DISCOUNT NOTE 0.000% Due 07-25-19			25,000,000	98.99	24,748,562.50	99.23	24,806,725.00	0.00	24,806,725.00	AAA	0.45
IBRD DISCOUNT NOTE 0.000% Due 08-15-19			20,000,000	99.00	19,800,200.00	99.09	19,817,920.00	0.00	19,817,920.00	AAA	0.36
INTL BK RECON & DEVELOP 0.000% Due 08-16-19			10,000,000	98.99	9,898,750.00	99.08	9,908,290.00	0.00	9,908,290.00	AAA	0.18
IBRD DISCOUNT NOTE 0.000% Due 09-13-19			20,000,000	98.82	19,763,377.80	98.90	19,779,080.00	0.00	19,779,080.00	AAA	0.36

** TOTAL COST DOES NOT REFLECT AMORTIZATIONS OR ACCRETIONS BUT INCLUDES PURCHASED ACCRUED INTEREST. MARKET PRICES ARE DOWNLOADED THROUGH (IDC) INTERACTIVE DATA CORP.



PORTFOLIO APPRAISAL

SAN MATEO COUNTY TREASURER'S OFFICE
PORTFOLIO APPRAISAL
SAN MATEO COUNTY POOL
March 31, 2019

Security	Call Date One	Call Price One	Quantity	Unit Cost	Total Cost	Market Price	Market Value	Accrued Interest	Market Value + Accrued Interest	S&P	Pct Assets
IBRD DISCOUNT NOTE 0.000% Due 09-16-19			20,000,000	98.79	19,758,350.00	98.88	19,775,060.00	0.00	19,775,060.00	AAA	0.36
INTL BK RECON & DEVELOP 1.875% Due 04-21-20			10,000,000	99.91	9,991,300.00	99.41	9,941,280.00	83,333.33	10,024,613.33	AAA	0.18
INTL BK RECON & DEVELOP 1.625% Due 09-04-20			5,000,000	99.98	4,998,950.00	98.92	4,946,040.00	6,093.75	4,952,133.75	AAA	0.09
INTL BK RECON & DEVELOP 1.625% Due 03-09-21			20,000,000	99.85	19,969,400.00	98.62	19,723,360.00	19,861.11	19,743,221.11	AAA	0.36
INTL BK RECON & DEVELOP 1.375% Due 05-24-21			20,000,000	99.74	19,948,000.00	97.96	19,591,820.00	97,013.89	19,688,833.89	AAA	0.36
INTER-AMERICAN DEVEL BK-FRN 2.339% Due 01-15-22			10,000,000	100.00	10,000,000.00	99.90	9,990,300.00	49,382.90	10,039,682.90	AAA	0.18
INTL BK RECON & DEVELOP 2.000% Due 01-26-22			10,000,000	99.46	9,945,700.00	99.19	9,919,390.00	36,111.11	9,955,501.11	AAA	0.18
			373,000,000		370,095,551.13		369,895,317.50	369,834.29	370,265,151.79		6.77
FLOATING RATE SECURITIES											
BANK OF MONTREAL-FRN 3.430% Due 07-18-19			7,000,000	100.00	7,000,000.00	100.18	7,012,817.00	48,024.34	7,060,841.34	A-1	0.13
IBM CREDIT CORP-FRN 2.758% Due 09-06-19			20,000,000	100.00	20,000,000.00	100.05	20,009,620.00	38,300.42	20,047,920.42	A-1	0.37
SVENSKA HANDELSBANKEN AB-FRN 3.098% Due 09-06-19			10,000,000	100.00	10,000,000.00	100.19	10,019,120.00	21,511.32	10,040,631.32	A-1+	0.18
TORONTO-DOMINION BANK 2.929% Due 10-24-19			10,000,000	100.00	10,000,000.00	100.04	10,004,210.00	53,702.92	10,057,912.92	A-1+	0.18
PROCTER & GAMBLE CO. - FLOATER 3.006% Due 11-01-19			10,500,000	100.35	10,536,750.00	100.15	10,515,466.50	26,304.69	10,541,771.19	A-1+	0.19
BANK OF MONTREAL-FRN 2.934% Due 12-12-19			5,000,000	100.00	5,000,000.00	100.33	5,016,415.00	7,335.62	5,023,750.62	A-1	0.09
BERKSHIRE HATHAWAY FIN FRN 3.102% Due 01-10-20			10,000,000	100.00	10,000,000.00	100.24	10,024,260.00	68,944.44	10,093,204.44	AA-	0.18
US BANK NA CINCINNATI-FRN-1 3.099% Due 01-24-20			10,000,000	100.00	10,000,000.00	100.21	10,020,780.00	56,819.58	10,077,599.58	A-1+	0.18
ROYAL BANK OF CANADA-FRN 2.995% Due 03-02-20			15,000,000	100.00	15,000,000.00	100.24	15,035,385.00	36,191.15	15,071,576.15	A-1+	0.28
WELLS FARGO & COMPANY CB FLOATER 2.880% Due 03-25-20	02-21-20	100.00	12,000,000	100.00	12,000,000.00	100.12	12,014,064.00	5,760.00	12,019,824.00	A-1	0.22
APPLE INC.-FRN 2.767% Due 05-11-20			5,000,000	100.00	5,000,000.00	100.03	5,001,665.00	18,446.67	5,020,111.67	AA+	0.09
BANK OF NY MELLON CORP.-FRN 3.553% Due 08-17-20			5,000,000	100.00	5,000,000.00	101.03	5,051,260.00	20,725.13	5,071,985.13	A	0.09
TORONTO-DOMINION BANK 2.875% Due 09-17-20			7,000,000	100.00	7,000,000.00	100.09	7,005,964.00	7,825.38	7,013,789.38	AA-	0.13
TOYOTA MOTOR CREDIT CORP.-FRN 2.785% Due 09-18-20			10,021,000	99.97	10,018,494.75	100.06	10,027,042.66	10,076.73	10,037,119.39	AA-	0.18

** TOTAL COST DOES NOT REFLECT AMORTIZATIONS OR ACCRETIONS BUT INCLUDES PURCHASED ACCRUED INTEREST. MARKET PRICES ARE DOWNLOADED THROUGH (IDC) INTERACTIVE DATA CORP.



PORTFOLIO APPRAISAL

SAN MATEO COUNTY TREASURER'S OFFICE
PORTFOLIO APPRAISAL
SAN MATEO COUNTY POOL
March 31, 2019

Security	Call Date One	Call Price One	Quantity	Unit Cost	Total Cost	Market Price	Market Value	Accrued Interest	Market Value + Accrued Interest	S&P	Pct Assets
CANADIAN IMPERIAL BK OF COMM NY-FRN 3.105% Due 10-05-20			25,000,000	100.00	25,000,000.00	100.19	25,048,100.00	183,281.25	25,231,381.25	A+	0.46
BANK OF MONTREAL-FRN 3.137% Due 01-22-21			25,000,000	100.00	25,000,000.00	100.11	25,027,575.00	132,891.89	25,160,466.89	A+	0.46
BANK OF MONTREAL-FRN 3.137% Due 01-22-21			10,000,000	100.13	10,013,228.17	100.11	10,011,030.00	53,156.76	10,064,186.76	A+	0.18
TORONTO-DOMINION BANK 3.011% Due 01-25-21			5,000,000	100.00	5,000,000.00	100.10	5,004,955.00	27,179.03	5,032,134.03	AA-	0.09
US BANK NA OHIO-FLT 3.062% Due 02-04-21			8,000,000	100.00	8,000,000.00	100.15	8,011,768.00	0.00	8,011,768.00	A+	0.15
UNITED PARCEL SERVICE-FRN 2.487% Due 04-01-21			10,000,000	100.00	10,000,000.00	99.82	9,982,040.00	61,484.17	10,043,524.17	A+	0.18
BANK OF NOVA SCOTIA 2.787% Due 04-20-21			20,000,000	100.00	20,000,000.00	100.36	20,071,840.00	526,527.78	20,598,367.78	A+	0.37
US BANK NA OHIO-FLT 2.828% Due 04-26-21			10,000,000	100.00	10,000,000.00	100.05	10,004,840.00	262,375.56	10,267,215.56	AA-	0.18
WELLS FARGO BANK NA-FRN 3.272% Due 07-23-21	07-23-20	100.00	13,765,000	100.79	13,873,197.98	100.15	13,785,482.32	13,763.54	13,799,245.86	A+	0.25
WELLS FARGO BANK NA-FRN 3.272% Due 07-23-21	07-23-20	100.00	9,000,000	100.80	9,071,561.42	100.15	9,013,392.00	8,999.04	9,022,391.04	A+	0.16
WELLS FARGO & COMPANY CB FLOATER 0.000% Due 10-22-21	09-21-21	100.00	20,000,000	100.00	20,000,000.00	100.19	20,038,880.00	0.00	20,038,880.00	A+	0.37
US BANK NA OHIO-FLT 3.009% Due 11-16-21			10,000,000	100.00	10,000,000.00	100.31	10,030,860.00	35,940.83	10,066,800.83	A+	0.18
WELLS FARGO & COMPANY-FRN-1 3.627% Due 02-11-22	02-11-21	100.00	10,000,000	100.00	10,000,000.00	100.73	10,073,290.00	48,360.00	10,121,650.00	A+	0.18
APPLE INC.-FRN 3.047% Due 05-11-22			7,500,000	100.73	7,554,408.96	100.63	7,547,182.50	431,658.33	7,978,840.83	AA+	0.14
UNITED PARCEL SERVICE-FRN 3.074% Due 05-16-22			5,000,000	100.00	5,000,000.00	100.21	5,010,255.00	18,358.01	5,028,613.01	A+	0.09
			324,786,000		325,067,641.28		325,419,558.98	2,223,944.58	327,643,503.56		5.95
CORPORATE BONDS											
PEPSICO INC. 1.550% Due 05-02-19			10,000,000	99.92	9,992,500.00	99.85	9,985,030.00	64,152.78	10,049,182.78	A-1	0.18
BANK OF NOVA SCOTIA 1.650% Due 06-14-19			7,500,000	99.39	7,453,950.00	99.79	7,484,400.00	37,468.75	7,521,868.75	A-1	0.14
BANK OF NOVA SCOTIA 1.650% Due 06-14-19			5,000,000	99.36	4,968,250.00	99.79	4,989,600.00	24,979.17	5,014,579.17	A-1	0.09
WALT DISNEY COMPANY/THE 0.875% Due 07-12-19			5,000,000	99.66	4,983,200.00	99.51	4,975,675.00	9,600.69	4,985,275.69	A-1+	0.09
BANK OF MONTREAL 1.500% Due 07-18-19			10,000,000	99.90	9,990,400.00	99.67	9,966,810.00	30,416.67	9,997,226.67	A-1	0.18
BANK OF MONTREAL 1.500% Due 07-18-19			10,000,000	99.09	9,909,000.00	99.67	9,966,810.00	30,416.67	9,997,226.67	A-1	0.18

** TOTAL COST DOES NOT REFLECT AMORTIZATIONS OR ACCRETIONS BUT INCLUDES PURCHASED ACCRUED INTEREST. MARKET PRICES ARE DOWNLOADED THROUGH (IDC) INTERACTIVE DATA CORP.



PORTFOLIO APPRAISAL

SAN MATEO COUNTY TREASURER'S OFFICE
PORTFOLIO APPRAISAL
SAN MATEO COUNTY POOL
March 31, 2019

Security	Call Date One	Call Price One	Quantity	Unit Cost	Total Cost	Market Price	Market Value	Accrued Interest	Market Value + Accrued Interest	S&P	Pct Assets
MICROSOFT CORPORATION			9,002,000	99.28	8,936,915.54	99.48	8,955,585.69	0.00	8,955,585.69	A-1+	0.16
1.100% Due 08-08-19											
WESTPAC BANK N Y			10,000,000	99.52	9,951,766.67	99.61	9,960,960.00	15,111.11	9,976,071.11	A-1+	0.18
1.600% Due 08-19-19											
PROCTER & GAMBLE CO			10,000,000	99.96	9,996,500.00	99.50	9,950,450.00	76,805.56	10,027,255.56	A-1+	0.18
1.750% Due 10-25-19											
US BANK NA			10,000,000	99.91	9,991,000.00	99.76	9,976,240.00	90,312.50	10,066,552.50	A-1+	0.18
2.125% Due 10-28-19											
CHEVRON CORP	10-15-19	100.00	3,000,000	99.23	2,976,900.00	99.72	2,991,681.00	24,854.00	3,016,535.00	A-1+	0.05
2.193% Due 11-15-19											
JP MORGAN CHASE			9,000,000	100.10	9,008,730.00	99.64	8,967,168.00	38,250.00	9,005,418.00	A-1	0.16
2.250% Due 01-23-20											
BANK OF NEW YORK MELLON	01-24-20	100.00	10,000,000	100.43	10,042,625.00	99.56	9,955,590.00	22,097.22	9,977,687.22	A-1	0.18
2.150% Due 02-24-20											
CHEVRON CORP.-FRN	02-03-20	100.00	7,183,000	98.65	7,086,029.50	99.34	7,135,577.83	46,170.33	7,181,748.16	A-1+	0.13
1.961% Due 03-03-20											
ROYAL BANK OF CANADA			15,000,000	99.90	14,985,150.00	99.49	14,923,125.00	22,395.83	14,945,520.83	A-1+	0.27
2.150% Due 03-06-20											
BANK OF NY MELLON	07-17-20	100.00	18,450,000	99.80	18,412,198.00	99.99	18,447,933.60	51,967.50	18,499,901.10	A	0.34
2.600% Due 08-17-20											
ROYAL BK CANADA			8,508,000	100.36	8,538,782.42	99.32	8,450,502.94	78,758.08	8,529,261.02	AA-	0.15
2.150% Due 10-26-20											
WELLS FARGO & COMPANY CB			20,000,000	98.77	19,753,600.00	99.71	19,942,480.00	111,222.22	20,053,702.22	A+	0.36
2.600% Due 01-15-21											
WELLS FARGO & COMPANY CB			4,000,000	100.10	4,004,177.78	99.71	3,988,496.00	22,244.44	4,010,740.44	A+	0.07
2.600% Due 01-15-21											
WELLS FARGO & COMPANY CB			11,000,000	100.10	11,011,378.89	99.71	10,968,364.00	61,172.22	11,029,536.22	A+	0.20
2.600% Due 01-15-21											
US BANK NA OHIO	01-04-21	100.00	10,000,000	99.92	9,991,900.00	100.64	10,063,750.00	0.00	10,063,750.00	A+	0.18
3.000% Due 02-04-21											
WELLS FARGO & COMPANY			10,000,000	99.38	9,937,838.89	99.52	9,951,520.00	11,111.11	9,962,631.11	A+	0.18
2.500% Due 03-04-21											
WELLS FARGO & COMPANY			10,000,000	99.44	9,943,711.11	99.52	9,951,520.00	11,111.11	9,962,631.11	A+	0.18
2.500% Due 03-04-21											
UNITED PARCEL SERVICE			20,000,000	99.84	19,968,400.00	99.12	19,823,260.00	205,000.00	20,028,260.00	A+	0.36
2.050% Due 04-01-21											
TORONTO-DOMINION BANK			10,000,000	99.83	9,983,000.00	98.97	9,897,400.00	102,708.33	10,000,108.33	AA-	0.18
2.125% Due 04-07-21											
BANK OF NOVA SCOTIA			5,000,000	102.00	5,100,072.22	100.72	5,035,925.00	69,878.47	5,105,803.47	A+	0.09
3.125% Due 04-20-21											
BANK OF NOVA SCOTIA			6,145,000	102.00	6,267,988.76	100.72	6,189,151.82	85,880.64	6,275,032.47	A+	0.11
3.125% Due 04-20-21											
BANK OF NEW YORK	04-05-21	100.00	10,000,000	99.29	9,929,383.33	98.70	9,870,390.00	5,694.44	9,876,084.44	A+	0.18
2.050% Due 05-03-21											

** TOTAL COST DOES NOT REFLECT AMORTIZATIONS OR ACCRETIONS BUT INCLUDES PURCHASED ACCRUED INTEREST. MARKET PRICES ARE DOWNLOADED THROUGH (IDC) INTERACTIVE DATA CORP.



PORTFOLIO APPRAISAL

SAN MATEO COUNTY TREASURER'S OFFICE
PORTFOLIO APPRAISAL
SAN MATEO COUNTY POOL
March 31, 2019

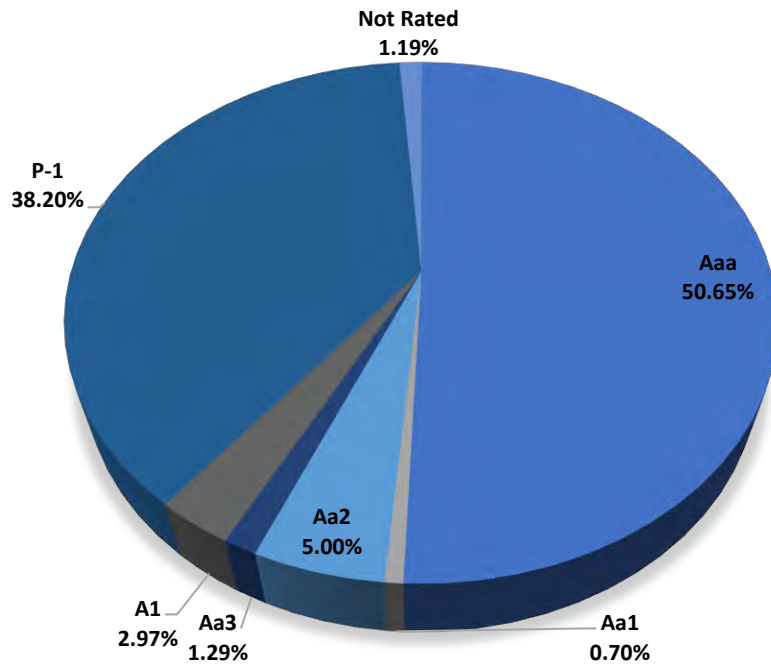
Security	Call Date One	Call Price One	Quantity	Unit Cost	Total Cost	Market Price	Market Value	Accrued Interest	Market Value + Accrued Interest	S&P	Pct Assets
PFIZER INC			10,000,000	99.56	9,955,991.67	98.83	9,883,260.00	63,916.67	9,947,176.67	AA	0.18
1.950% Due 06-03-21											
TORONTO DOMINION BANK			8,050,000	98.60	7,937,300.00	97.95	7,885,208.45	31,395.00	7,916,603.45	AA-	0.14
1.800% Due 07-13-21											
WELLS FARGO BANK NA			5,000,000	101.04	5,052,013.89	100.69	5,034,495.00	7,388.89	5,041,883.89	A+	0.09
3.325% Due 07-23-21											
3M COMPANY			10,000,000	99.95	9,995,300.00	100.87	10,087,230.00	0.00	10,087,230.00	AA-	0.18
2.750% Due 03-01-22											
BANK OF MONTREAL			10,000,000	99.75	9,974,600.00	100.10	10,009,800.00	4,027.78	10,013,827.78	A+	0.18
2.900% Due 03-26-22											
			316,838,000		316,030,553.67		315,665,389.33	1,456,508.19	317,121,897.53		5.78
MUNICIPAL BONDS											
CALIFORNIA STATE TAXBL			10,000,000	100.62	10,062,100.00	100.26	10,026,100.00	174,236.11	10,200,336.11	A-1+	0.18
3.250% Due 08-01-19											
CALIFORNIA STATE TAXBL			10,000,000	104.89	10,488,733.33	104.07	10,407,100.00	56,666.67	10,463,766.67	AA-	0.19
3.400% Due 08-01-23											
			20,000,000		20,550,833.33		20,433,200.00	230,902.78	20,664,102.78		0.37
TOTAL PORTFOLIO			5,495,775,000		5,461,079,743.94		5,465,533,693.23	12,413,770.98	5,477,947,464.21		100.00

** TOTAL COST DOES NOT REFLECT AMORTIZATIONS OR ACCRETIONS BUT INCLUDES PURCHASED ACCRUED INTEREST. MARKET PRICES ARE DOWNLOADED THROUGH (IDC) INTERACTIVE DATA CORP.



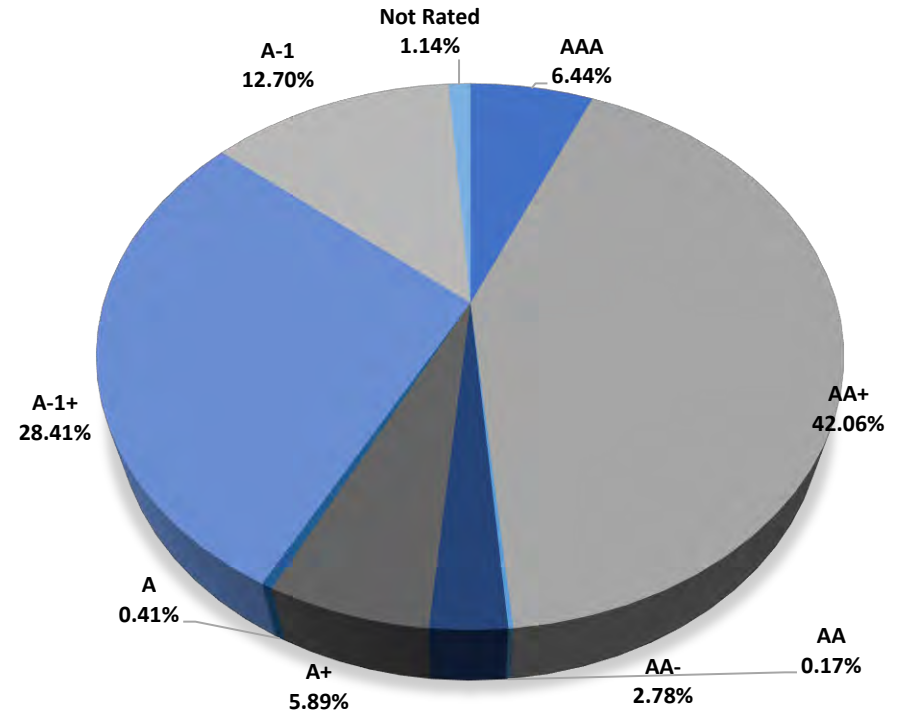
SAN MATEO COUNTY ASSET ALLOCATION

Moody's Rating



Rating	Market Value*	Percentage
Aaa	\$ 2,774,813,346	50.65%
Aa1	\$ 38,196,561	0.70%
Aa2	\$ 273,851,647	5.00%
Aa3	\$ 70,581,402	1.29%
A1	\$ 162,554,842	2.97%
P-1	\$ 2,092,624,666	38.20%
Not Rated	\$ 65,325,000	1.19%
Total	\$ 5,477,947,464	100.00%

S & P Rating

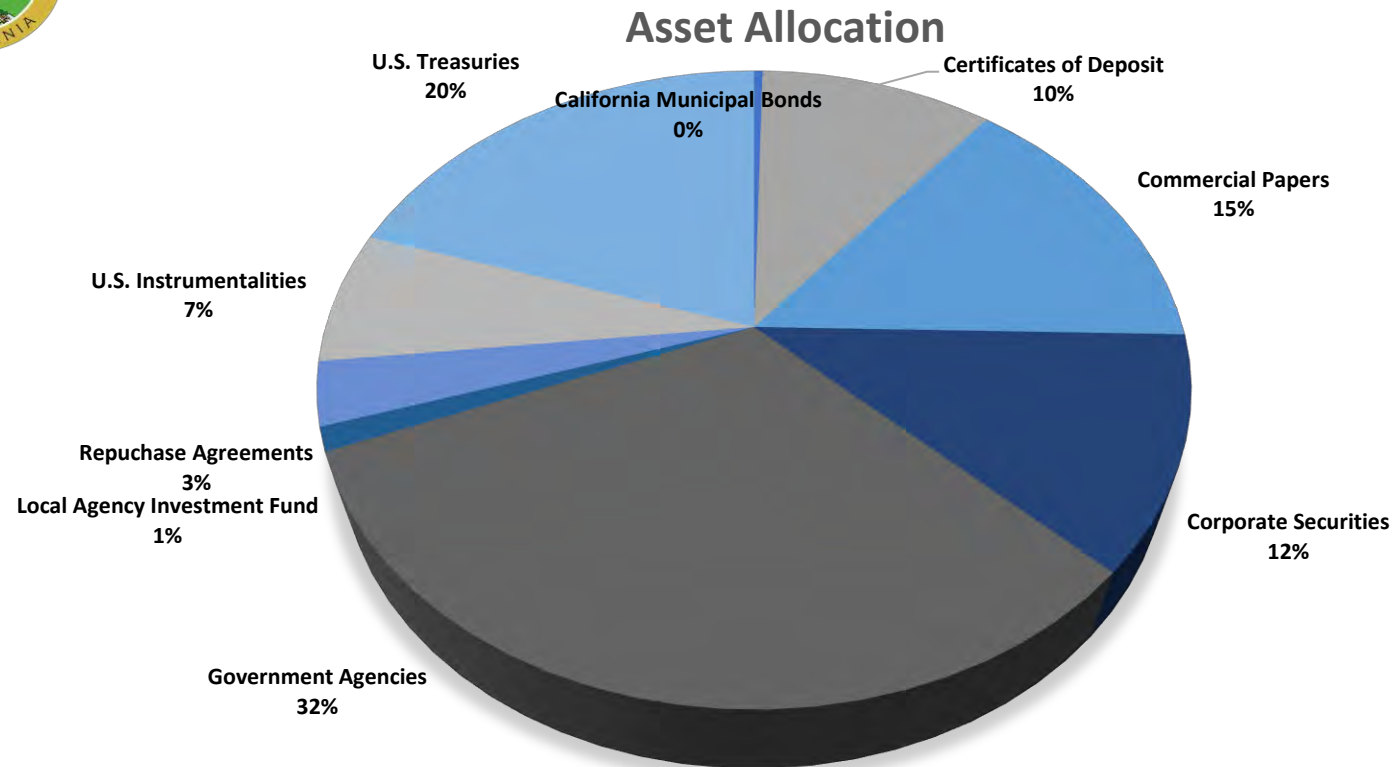


Rating	Market Value *	Percentage
AAA	\$ 370,265,152	6.44%
AA+	\$ 2,417,547,147	42.06%
AA	\$ 9,947,177	0.17%
AA-	\$ 160,055,278	2.78%
A+	\$ 338,611,159	5.89%
A	\$ 23,571,886	0.41%
A-1+	\$ 1,632,801,488	28.41%
A-1	\$ 729,823,177	12.70%
Not Rated	\$ 65,325,000	1.14%
Total:	\$ 5,747,947,464	100.00%

*Market Value listed includes accrued interest for the reporting period



SAN MATEO COUNTY ASSET ALLOCATION

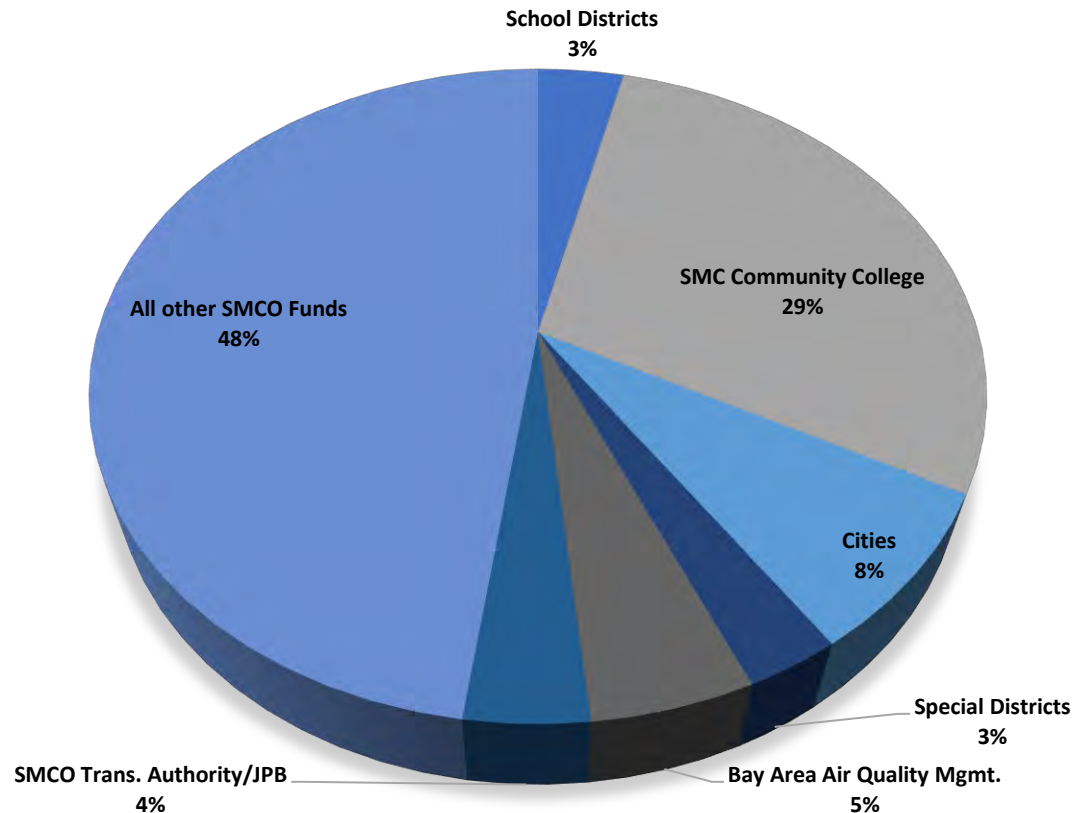


Security	Market Value*	
California Municipal Bonds	\$	20,664,102.78
Certificates of Deposit	\$	569,132,712.82
Commercial Papers	\$	800,229,815.00
Corporate Securities	\$	644,765,401.09
Government Agencies	\$	1,737,247,987.30
Local Agency Investment Fund	\$	65,325,000.00
Repurchase Agreements	\$	176,000,000.00
U.S. Instrumentalities	\$	370,265,151.79
U.S. Treasuries	\$	1,094,317,293.43
Total:	\$	5,477,947,464.21

*Market Value listed includes accrued interest for the reporting period



POOL PARTICIPANT DISTRIBUTION



Participant	\$	%
School Districts	\$ 207,565,487.33	3.74%
SMC Community College	\$ 1,613,638,987.73	29.04%
Cities	\$ 432,680,636.45	7.79%
Special Districts	\$ 161,793,162.76	2.91%
Bay Area Air Quality Mgmt.	\$ 276,324,698.49	4.97%
SMCO Trans. Authority/JPB	\$ 209,307,395.84	3.77%
All other SMCO Funds	\$ 2,655,235,387.67	47.79%
Grand Total	\$ 5,556,545,756.27	100.00%

Voluntary Participants	19.44%
Involuntary Participants	80.56%

*Figures will not match Market Value of the Pool as assets of individual participants not subjected to investment are included in the pool distribution.



DIVERSIFICATION BY ISSUER

As of March 31, 2019

Total Portfolio Par Value = \$5,495,775,000

3% of Portfolio =

\$164,873,250

	Cert. of Deposit	Comm. Paper	Corp. Bond Flt.	Corp. Bond	Muni. Bond	US Instrument	Total Par Value	Total %
3M Company				\$10,000,000			\$10,000,000	0.18%
Apple Inc.			\$12,500,000				\$12,500,000	0.23%
Bank of Montreal	\$11,478,000		\$47,000,000	\$30,000,000			\$88,478,000	1.61%
Bank of New York			\$5,000,000	\$38,450,000			\$43,450,000	0.79%
Bank of Nova Scotia	\$85,000,000		\$20,000,000	\$23,645,000			\$128,645,000	2.34%
Berkshire Hathaway			\$10,000,000				\$10,000,000	0.18%
CA Municipal Obligation					\$20,000,000		\$20,000,000	0.36%
Can. Imperial Holding	\$25,000,000		\$25,000,000				\$50,000,000	0.91%
Chevron				\$10,183,000			\$10,183,000	0.19%
Cooperatieve Rabobank	\$25,000,000	\$75,000,000					\$100,000,000	1.82%
Disney				\$5,000,000			\$5,000,000	0.09%
Exxon Mobil		\$70,000,000					\$70,000,000	1.27%
IBM Corporation			\$20,000,000				\$20,000,000	0.36%
JP Morgan		\$75,000,000		\$9,000,000			\$84,000,000	1.53%
Koch Industries		\$10,000,000					\$10,000,000	0.18%
Microsoft				\$9,002,000			\$9,002,000	0.16%
MUFG Union Bank	\$85,000,000	\$95,000,000					\$180,000,000	3.28%
Natixis NY Branch		\$165,000,000					\$165,000,000	3.00%
Nordea Bank APB NY	\$50,000,000						\$50,000,000	0.91%
Pepsico				\$10,000,000			\$10,000,000	0.18%
Pfizer Inc.				\$10,000,000			\$10,000,000	0.18%
Proctor & Gamble			\$10,500,000	\$10,000,000			\$20,500,000	0.37%
Royal Bank of Canada		\$90,000,000	\$15,000,000	\$23,508,000			\$128,508,000	2.34%
Supra-Agencies						\$373,000,000	\$373,000,000	6.79%
Svenska Handelsbanken	\$25,000,000		\$10,000,000				\$35,000,000	0.64%
Swedbank	\$20,000,000	\$100,000,000					\$120,000,000	2.18%
Toronto Dominion Bank	\$120,000,000		\$22,000,000	\$18,050,000			\$160,050,000	2.91%
Toyota Motor Company		\$125,000,000	\$10,021,000				\$135,021,000	2.46%
United Parcel Service			\$15,000,000	\$20,000,000			\$35,000,000	0.64%
US Bank	\$45,000,000		\$38,000,000	\$20,000,000			\$103,000,000	1.87%
Wells Fargo	\$50,000,000		\$64,765,000	\$60,000,000			\$174,765,000	3.18%
Westpac Bank Corp. NY	\$25,000,000			\$10,000,000			\$35,000,000	0.64%
Total	\$566,478,000	\$805,000,000	\$324,786,000	\$316,838,000	\$20,000,000	\$373,000,000	\$2,406,102,000	43.78%



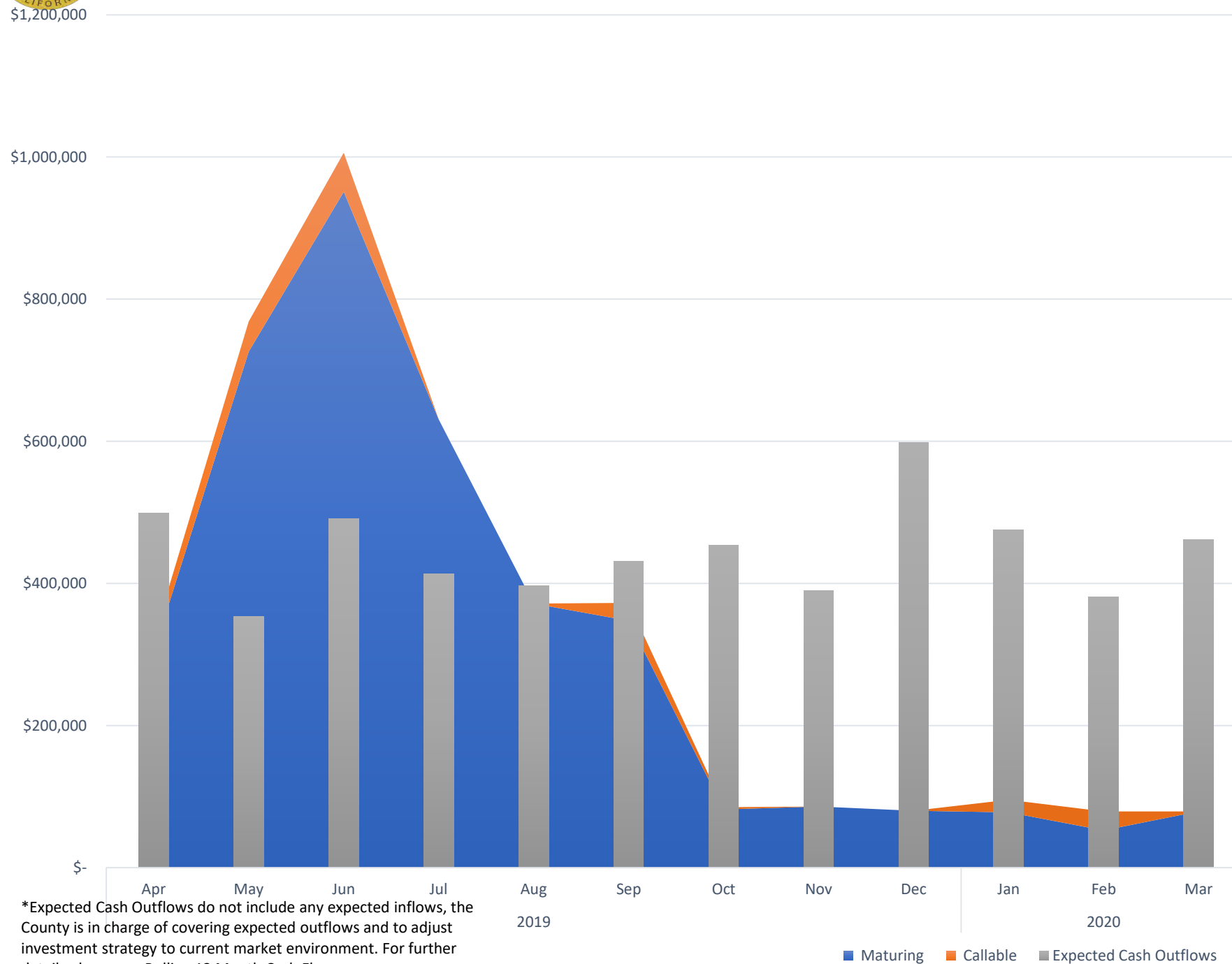
12 MONTH ROLLING CASH FLOW

Projection	2019										2020			Grand Total
	Apr	May	Jun	Jul	Aug	Sep	Oct	Nov	Dec	Jan	Feb	Mar		
Taxes	\$ 450,406	\$ 16,844	\$ 10,864	\$ 18,129	\$ 85,421	\$ 15,617	\$ 292,778	\$ 556,689	\$ 733,661	\$ 78,816	\$ 114,872	\$ 270,915	\$ 2,645,012	
Automatic	\$ 34,631	\$ 41,341	\$ 28,633	\$ 50,105	\$ -	\$ 43,347	\$ 31,080	\$ 3,073	\$ 984	\$ 11,138	\$ 37,910	\$ 51,698	\$ 333,940	
Unscheduled Lockbox	\$ 25,340	\$ 23,066	\$ 59,761	\$ 20,073	\$ 9,838	\$ 24,253	\$ 24,771	\$ 22,646	\$ 33,161	\$ 24,853	\$ 17,072	\$ 27,885	\$ 312,721	
Treasurer's Deposit	\$ 100,725	\$ 124,347	\$ 112,962	\$ 51,652	\$ 87,065	\$ 99,148	\$ 74,606	\$ 123,481	\$ 88,691	\$ 63,845	\$ 90,626	\$ 80,427	\$ 1,097,576	
Hospital	\$ 44,220	\$ 19,268	\$ 8,912	\$ 17,288	\$ 14,008	\$ 17,217	\$ 61,129	\$ 11,809	\$ 20,069	\$ 35,910	\$ 14,330	\$ 16,255	\$ 280,417	
Revenue Services	\$ 230	\$ 327	\$ 385	\$ 332	\$ 240	\$ 201	\$ 310	\$ 225	\$ 143	\$ 237	\$ 258	\$ 173	\$ 3,060	
Retirement	\$ -	\$ -	\$ -	\$ 458	\$ -	\$ 2	\$ -	\$ -	\$ -	\$ -	\$ -	\$ -	\$ 460	
Housing Authority	\$ 5,304	\$ 4,822	\$ 7,999	\$ 6,105	\$ 2,346	\$ 2,440	\$ 3,548	\$ 3,402	\$ 3,328	\$ 4,927	\$ 3,965	\$ 3,294	\$ 51,481	
Bond Proceeds	\$ 25,670	\$ -	\$ -	\$ -	\$ -	\$ -	\$ -	\$ -	\$ -	\$ -	\$ -	\$ 625	\$ 26,295	
Deposit- County/School	\$ 35,973	\$ 8,282	\$ 4,352	\$ 16,905	\$ 37,588	\$ 13,803	\$ 40,343	\$ 11,452	\$ 39,402	\$ 15,567	\$ 15,821	\$ 17,604	\$ 257,093	
Coupons	\$ 6,464	\$ 2,527	\$ 1,610	\$ 2,228	\$ 1,386	\$ 2,425	\$ 1,503	\$ 3,724	\$ 2,429	\$ 3,772	\$ 1,858	\$ 2,824	\$ 32,751	
LAIF Withdrawal	\$ -	\$ -	\$ -	\$ -	\$ -	\$ -	\$ -	\$ -	\$ -	\$ -	\$ -	\$ -	\$ -	
Net Cash In	\$ 728,965	\$ 240,825	\$ 235,478	\$ 183,274	\$ 237,892	\$ 218,454	\$ 530,069	\$ 736,502	\$ 921,870	\$ 239,065	\$ 296,712	\$ 471,701	\$ 5,040,806	
Participant Withdrawal	\$ (73,188)	\$ (14,941)	\$ (39,343)	\$ (30,954)	\$ (22,528)	\$ (22,454)	\$ (30,170)	\$ (34,927)	\$ (82,542)	\$ (60,016)	\$ (29,360)	\$ (54,012)	\$ (494,436)	
Withdrawal- County/School	\$ (17,999)	\$ (7,558)	\$ (48,014)	\$ (30,278)	\$ (21,595)	\$ (38,532)	\$ (32,224)	\$ (40,070)	\$ (40,426)	\$ (47,765)	\$ (11,371)	\$ (54,005)	\$ (389,837)	
Returned Checks	\$ (3)	\$ (37)	\$ (5)	\$ (7)	\$ (10)	\$ (38)	\$ (132)	\$ (159)	\$ (222)	\$ (14)	\$ (20)	\$ (21)	\$ (667)	
Bond Payment	\$ (2,552)	\$ -	\$ (37,639)	\$ (35,602)	\$ (81,719)	\$ (99,625)	\$ (5,383)	\$ -	\$ -	\$ (14,263)	\$ (27,821)	\$ (23,588)	\$ (328,192)	
Housing Authority	\$ (3,901)	\$ (4,298)	\$ (7,989)	\$ (5,021)	\$ (4,773)	\$ (2,421)	\$ (3,427)	\$ (6,422)	\$ (3,173)	\$ (5,355)	\$ (4,286)	\$ (3,276)	\$ (54,342)	
Payroll - County	\$ (57,286)	\$ (48,315)	\$ (47,058)	\$ (47,330)	\$ (69,038)	\$ (52,255)	\$ (51,733)	\$ (48,553)	\$ (46,952)	\$ (45,467)	\$ (39,958)	\$ (47,339)	\$ (601,284)	
Payroll - Retirement	\$ (17,193)	\$ (17,344)	\$ (16,133)	\$ (17,168)	\$ (17,702)	\$ (17,756)	\$ (16,165)	\$ (17,962)	\$ (17,783)	\$ (17,045)	\$ (16,514)	\$ (2,371)	\$ (191,137)	
Payroll - Schools	\$ (68,532)	\$ (71,478)	\$ (82,764)	\$ (45,110)	\$ (49,360)	\$ (65,601)	\$ (111,875)	\$ (73,716)	\$ (87,526)	\$ (55,198)	\$ (72,895)	\$ (80,484)	\$ (864,539)	
Controllers inc. (Tax Apport.)	\$ (156,581)	\$ (83,457)	\$ (89,631)	\$ (98,121)	\$ (31,377)	\$ (53,974)	\$ (67,480)	\$ (71,701)	\$ (208,109)	\$ (167,421)	\$ (92,276)	\$ (97,659)	\$ (1,217,787)	
School Vendors	\$ (60,551)	\$ (51,859)	\$ (77,678)	\$ (60,577)	\$ (70,759)	\$ (45,654)	\$ (68,892)	\$ (47,706)	\$ (49,799)	\$ (33,329)	\$ (47,149)	\$ (52,036)	\$ (665,990)	
SMCCCD Gen./Book.	\$ (11,053)	\$ (8,203)	\$ (5,117)	\$ (11,091)	\$ (3,321)	\$ (3,167)	\$ (7,214)	\$ (11,084)	\$ (13,314)	\$ (5,469)	\$ (9,308)	\$ (8,839)	\$ (97,179)	
SMCCCD Payroll	\$ (12,347)	\$ (19,106)	\$ (10,083)	\$ (10,570)	\$ (5,518)	\$ (12,929)	\$ (21,880)	\$ (14,088)	\$ (21,519)	\$ (6,940)	\$ (5,984)	\$ (13,564)	\$ (154,529)	
Other Debits	\$ (17,780)	\$ (27,279)	\$ (29,421)	\$ (21,748)	\$ (19,382)	\$ (16,609)	\$ (36,711)	\$ (23,669)	\$ (26,648)	\$ (17,483)	\$ (24,314)	\$ (24,620)	\$ (285,665)	
LAIF Deposit	\$ -	\$ -	\$ -	\$ -	\$ -	\$ -	\$ -	\$ -	\$ -	\$ -	\$ -	\$ -	\$ -	
Net Cash Out	\$ (498,965)	\$ (353,877)	\$ (490,875)	\$ (413,578)	\$ (397,081)	\$ (431,016)	\$ (453,285)	\$ (390,059)	\$ (598,013)	\$ (475,763)	\$ (381,255)	\$ (461,813)	\$ (5,345,583)	
Net Cash Flow	\$ 229,999	\$ (113,053)	\$ (255,398)	\$ (230,304)	\$ (159,189)	\$ (212,563)	\$ 76,784	\$ 346,443	\$ 323,857	\$ (236,699)	\$ (84,543)	\$ 9,888	\$ (304,776)	
Maturing	\$ 303,900	\$ 726,210	\$ 951,080	\$ 630,405	\$ 371,580	\$ 347,500	\$ 82,000	\$ 86,000	\$ 80,000	\$ 77,978	\$ 52,500	\$ 79,183	\$ 3,788,336	
Callable	\$ 20,000	\$ 42,500	\$ 55,000	\$ -	\$ -	\$ 25,000	\$ 3,000	\$ -	\$ -	\$ 17,500	\$ 26,683	\$ -	\$ 189,683	

Maturities Exclude Overnight Repurchase Agreements
(Due to rounding, figures may not add to Net Amounts)

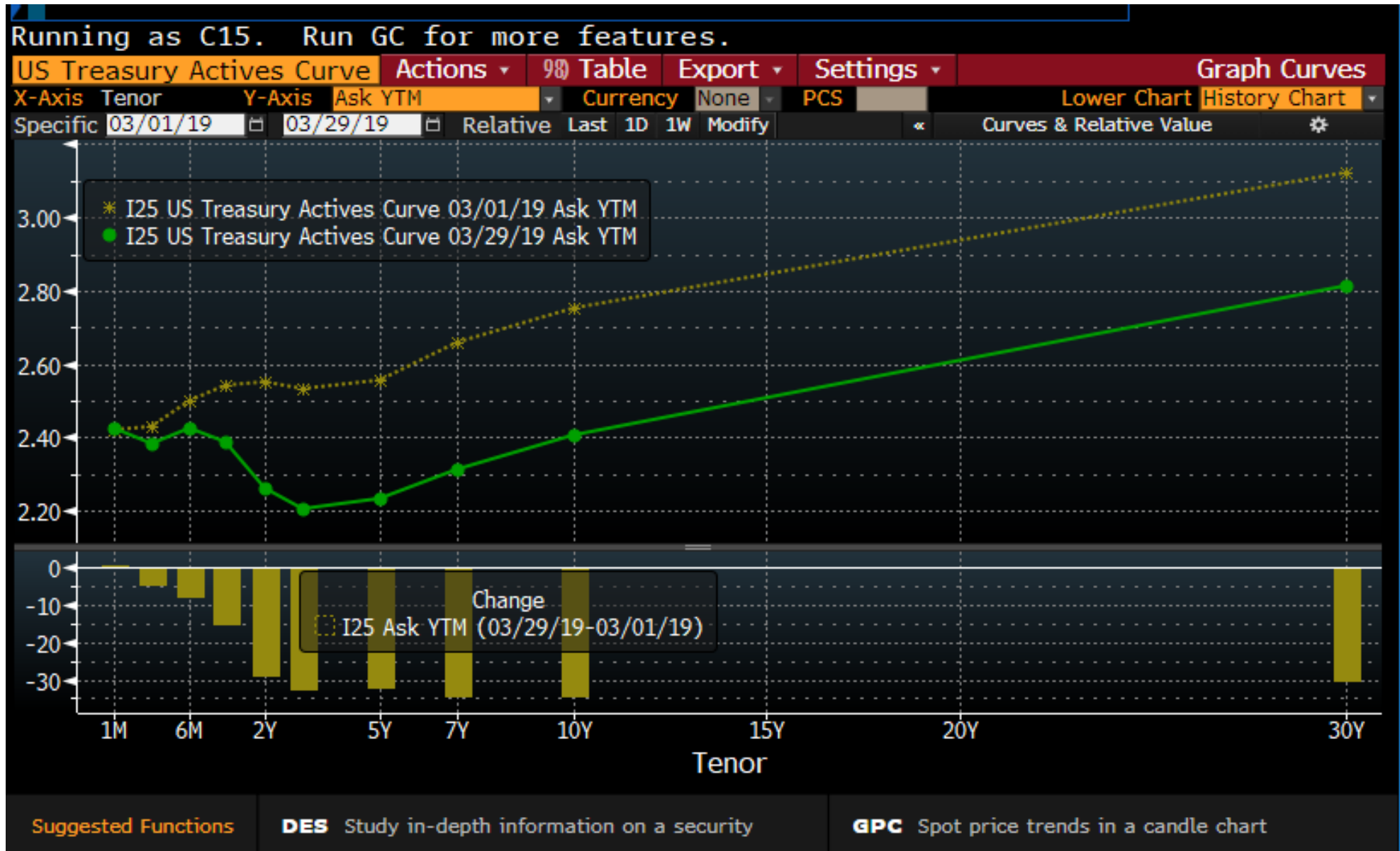


MATURITY COVERAGE





MONTHLY YIELD CURVE- MARCH 2019





MONTHLY YIELD CURVE- MARCH 2019

90 <G0> to save current settings as default view.

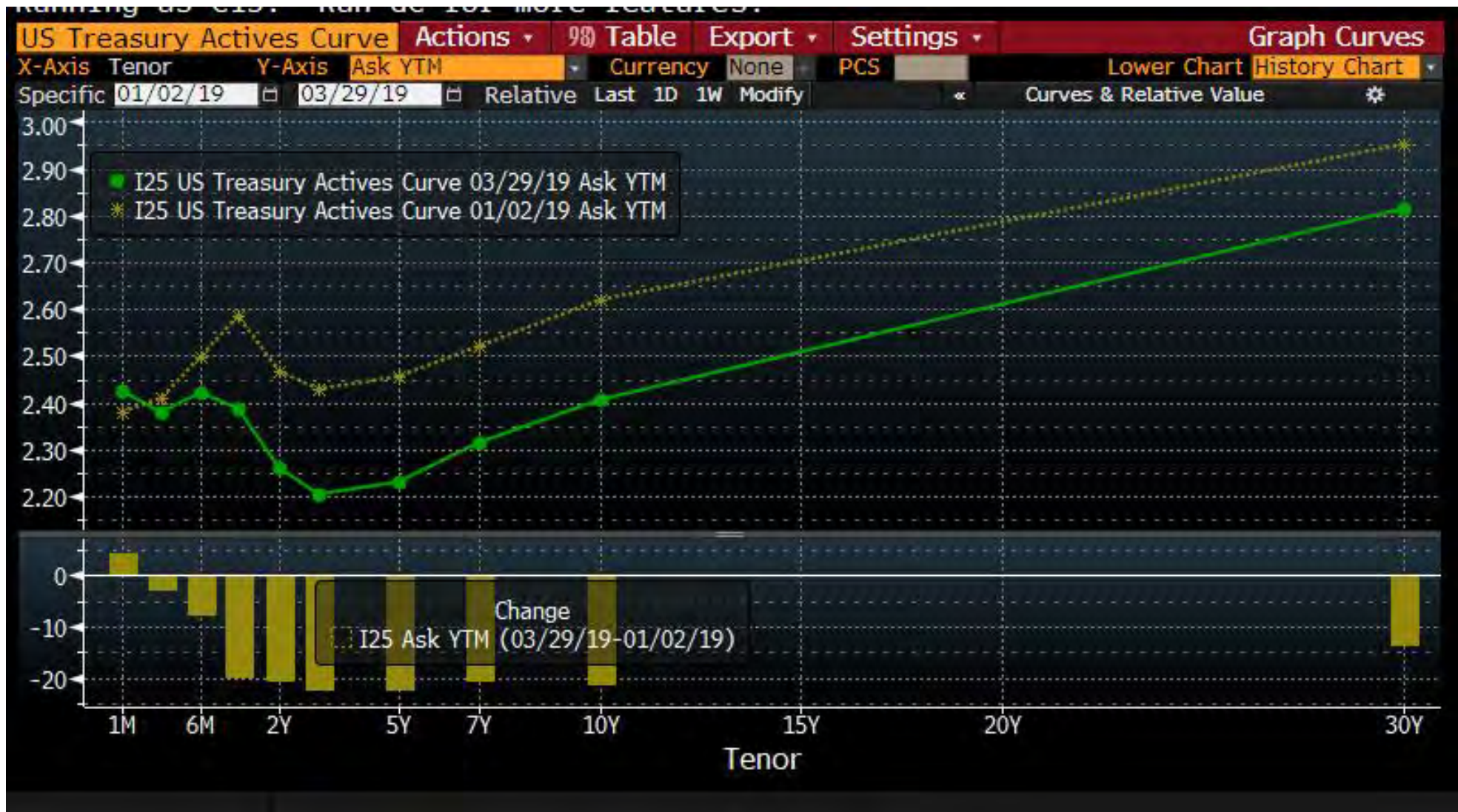
US Treasury Actives Curve Actions ▾ 90 Chart Export ▾ Settings ▾ **Graph Curves**
 X-Axis Tenor Y-Axis Ask YTM Currency None PCS
 Specific 03/01/19 03/29/19 Relative Last 1D 1W Modify Curves & Relative Value ⚙
☒ Values and Members ☐ Values ☐ Members ☐ Constituents

I25 Ask YTM		I25 Ask YTM		I25 Ask YTM	
US Treasury Actives Curve		US Treasury Actives Curve		US Treasury Actives Curve	
04/05/19		04/04/19		03/29/19	
Tenor	Description	Yield	Description	Yield	Description
11)	1MGBM Govt	2.404	Same	2.416	Same
12)	3MGB3 Govt	2.422	Same	2.423	Same
13)	6MGB6 Govt	2.451	Same	2.446	Same
14)	1YGB1 Govt	2.418	Same	2.400	Same
15)	2YGT2 Govt	2.343	Same	2.337	Same
16)	3YGT3 Govt	2.297	Same	2.292	Same
17)	5YGT5 Govt	2.310	Same	2.320	Same
18)	7YGT7 Govt	2.399	Same	2.409	Same
19)	10YGT10 Govt	2.499	Same	2.515	Same
20)	30YGT30 Govt	2.907	Same	2.920	Same

Suggested Functions **GIP** Chart intraday price movements **HCPI** Scan open/high/low/close price changes



QUARTERLY YIELD CURVE- MARCH 2019





Planning as of 01/02/19. Run as of 01/02/19. Features:

US Treasury Actives Curve Actions 98 Chart Export Settings Graph Curves

X-Axis Tenor Y-Axis Ask YTM Currency None PCS

Specific 01/02/19 03/29/19 Relative Last 1D 1W Modify Curves & Relative Value

Values and Members Values Members Constituents

		I25 Ask YTM US Treasury Actives Curve		I25 Ask YTM US Treasury Actives Curve		I25 Ask YTM (Change)
		03/29/19		01/02/19		03/29/19-01/02/19
	Tenor	Description	Yield	Description	Yield	Yield
11)	1M	GBM Govt	2.424	Same	2.382	4.3
12)	3M	GB3 Govt	2.381	Same	2.410	-2.9
13)	6M	GB6 Govt	2.422	Same	2.500	-7.7
14)	1Y	GB1 Govt	2.387	Same	2.586	-19.9
15)	2Y	GT2 Govt	2.260	Same	2.468	-20.8
16)	3Y	GT3 Govt	2.205	Same	2.429	-22.4
17)	5Y	GT5 Govt	2.233	Same	2.458	-22.5
18)	7Y	GT7 Govt	2.313	Same	2.520	-20.6
19)	10Y	GT10 Govt	2.405	Same	2.620	-21.5
20)	30Y	GT30 Govt	2.814	Same	2.952	-13.8

Suggested Functions GIP Chart intraday price movements OVDV Analyze commodity option volatility