



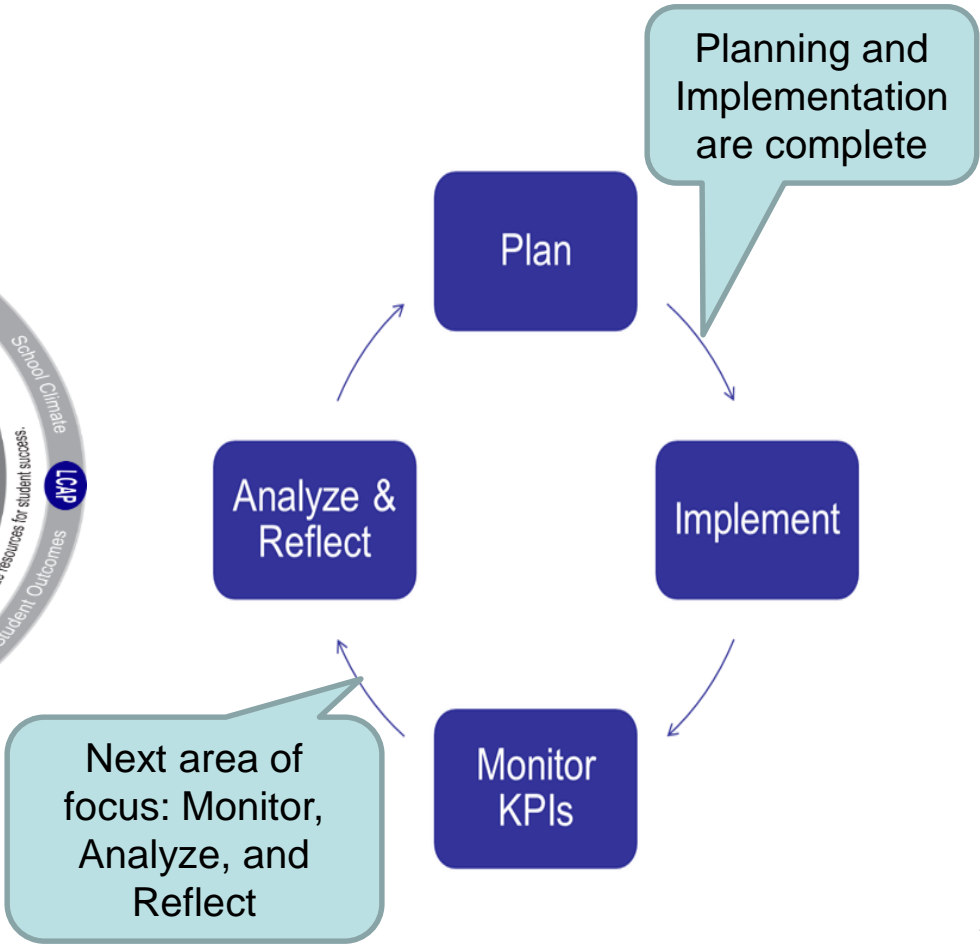
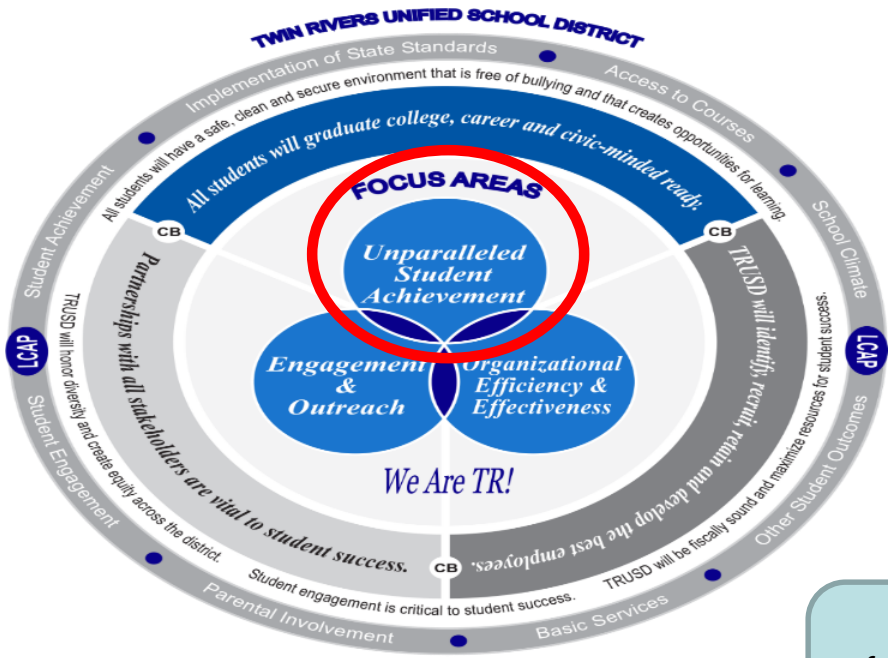
Chromebook Rollout Update

Barbara Schiffner, Executive Director
Information and Educational Technology Services
September 24, 2019

Twin Rivers Unified School District: Inspiring each student to extraordinary achievement every day!



Project Focus



Twin Rivers Unified School District: Inspiring each student to extraordinary achievement every day!



Purpose

- To update the Board of Trustees on the timeline and rollout of 9,375 Chromebooks to all TRUSD schools
 - Project Background
 - Overview of Timeline
 - Ratio of computers to students by school site
 - Feedback from Principals and Teachers
 - Summary and Next Steps

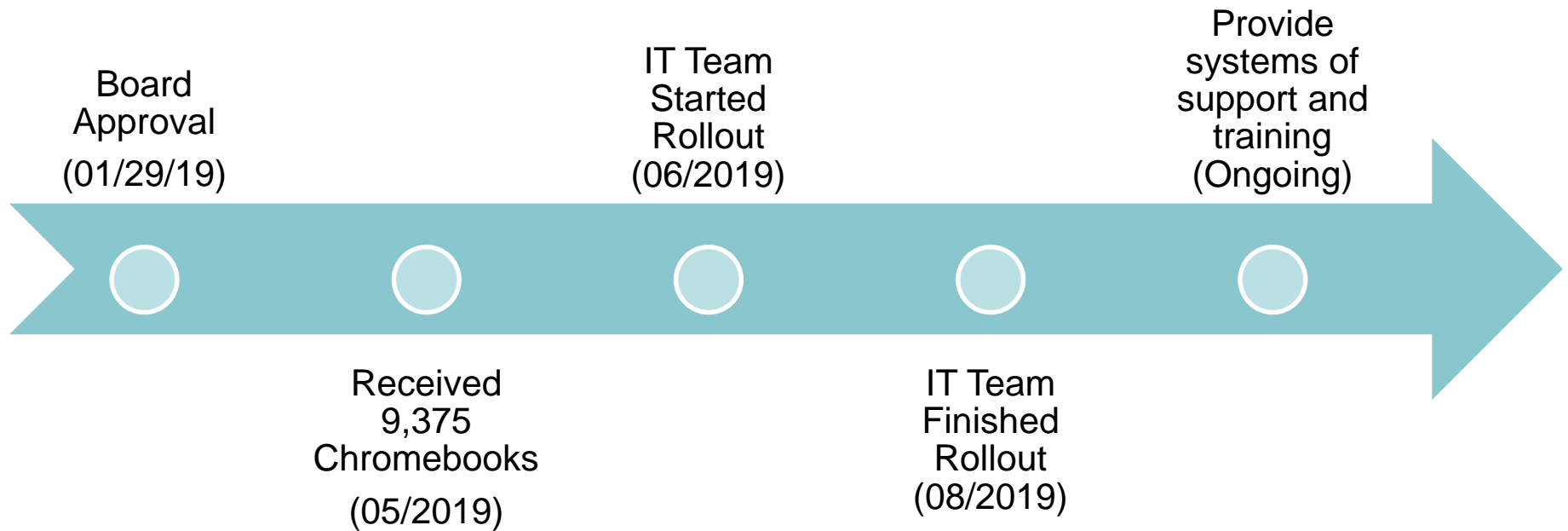


Background

- TRUSD had a commitment of maintaining a 3:1 ratio or better of student computers
- Student computers previously leased in 2013/2014 were aged and unable to receive security updates
- By March 2018 all Wi-Fi devices were replaced with more robust Wi-Fi – before that classrooms weren't able to handle every student having a computer
- On January 29, 2019, the Board of Trustees approved the lease of 9,375 Chromebooks to be deployed at all TRUSD schools



Chromebook Rollout Timeline



Student Computers by School

| School Site | Student Count 8/28/2019 | Total Devices After Deployment | Percent Change | Ratio of Devices to Students |
|-----------------|----------------------------|--------------------------------------|-------------------|---------------------------------|
| Allison | 431 | 500 | +22.6% | 0.9 : 1 |
| Babcock | 381 | 431 | +39.7% | 0.9 : 1 |
| CCAA Elem. | 382 | 400 | +34.0% | 1.0 : 1 |
| CCAA HS | 343 | 371 | +23.7% | 0.9 : 1 |
| Castori | 627 | 737 | +24.6% | 0.9 : 1 |
| Dry Creek | 424 | 555 | +35.5% | 0.8 : 1 |
| Del Paso | 458 | 507 | +31.6% | 0.9 : 1 |
| Fairbanks | 378 | 459 | +21.6% | 0.8 : 1 |
| Foothill Ranch | 618 | 758 | +22.8% | 0.8 : 1 |
| Foothill HS | 1197 | 1,078 | +37.5% | 1.1 : 1 |
| FC Joyce | 543 | 663 | +18.7% | 0.8 : 1 |
| Foothill Oaks | 513 | 501 | +38.5% | 1.0 : 1 |
| Frontier | 579 | 705 | +16.3% | 0.8 : 1 |
| Grant HS | 2016 | 1,697 | +36.5% | 1.2 : 1 |
| Garden Valley | 325 | 440 | +21.6% | 0.7 : 1 |
| Highlands HS | 756 | 937 | +26.3% | 0.8 : 1 |
| Hillsdale Elem. | 438 | 573 | +23.0% | 0.8 : 1 |
| Hagginwood | 383 | 446 | +17.5% | 0.9 : 1 |
| Johnson | 567 | 605 | +2.8% | 0.9 : 1 |
| Kohler | 452 | 417 | +38.1% | 1.1 : 1 |
| Keema | 315 | 401 | 0.0% | 0.8 : 1 |
| Morey Ave | 66 | 134 | 0.0% | 0.5 : 1 |
| Madison Elem. | 689 | 706 | +16.1% | 1.0 : 1 |



Student Computers by School

| School Site | Student Count 8/28/2019 | Total Devices After Deployment | Percent Change | Ratio of Devices to Students |
|------------------|----------------------------|-----------------------------------|----------------|---------------------------------|
| MLK JR. | 508 | 612 | +23.2% | 0.8 : 1 |
| Miles P Richmond | 64 | 77 | +16.9% | 0.8 : 1 |
| Noralto | 500 | 660 | +22.9% | 0.8 : 1 |
| Northwood | 399 | 552 | +22.5% | 0.7 : 1 |
| Norwood Jr | 580 | 908 | +12.4% | 0.6 : 1 |
| Oakdale | 646 | 693 | +22.2% | 0.9 : 1 |
| Orchard | 529 | 564 | +25.4% | 0.9 : 1 |
| Pacific HS | 84 | 203 | +3.0% | 0.4 : 1 |
| Pioneer | 616 | 669 | +36.6% | 0.9 : 1 |
| Ridgepoint | 693 | 641 | +33.7% | 1.1 : 1 |
| Rio Linda Prep | 464 | 564 | +5.1% | 0.8 : 1 |
| Rio Linda HS | 1709 | 1,584 | +20.2% | 1.1 : 1 |
| Regency Park | 804 | 699 | +31.0% | 1.2 : 1 |
| Rio Tierra Jr | 444 | 541 | +27.9% | 0.8 : 1 |
| Smyth K-6 | 670 | 803 | +11.5% | 0.8 : 1 |
| Smythe 7-8 | 480 | 646 | +9.1% | 0.7 : 1 |
| Hazel Strauch | 566 | 556 | +25.9% | 1.0 : 1 |
| Sierra View | 353 | 417 | +28.5% | 0.8 : 1 |
| Village | 456 | 589 | +33.1% | 0.8 : 1 |
| Vista Nueva HS | 124 | 351 | +8.8% | 0.4 : 1 |
| Woodlake | 280 | 420 | +21.0% | 0.7 : 1 |
| Woodridge | 564 | 561 | +39.4% | 1.0 : 1 |
| Westside | 515 | 660 | +25.0% | 0.8 : 1 |

| | | | | |
|----------------|---------------|---------------|---------------|----------------|
| Totals: | 24,929 | 27,991 | +24.1% | 0.9 : 1 |
|----------------|---------------|---------------|---------------|----------------|



Principal Feedback

This year students have the chance to make significant gains in learning thanks to having chrome books in every classroom. The difference is noticeable. Students can be doing work on the device while the classroom teacher works with another group doing direct high quality instruction. This support will help Fairbanks meet our school goal of offering small group instruction to students as a means of increasing both literacy and math proficiency.”

“Thank-you for supporting our students by providing one to one devices for learners.”

Dr. Maria Chairez, Principal, Fairbanks Elementary School

8

Twin Rivers Unified School District: *Inspiring each student to extraordinary achievement every day!*



Teacher Feedback

“The Chrome cart allows students access to some of their curricula and to demonstrate their learning through formatives in Google Form quizzes, reflections and essays in Google Docs, and presentations in Google Slides. It has allowed students a great way to share via Google Classroom and the Google apps so that they can look at peer work and comment on other ideas.”

James Leu, ELA Department Chair, Highlands High School





Twin Rivers Unified School District: *Inspiring each student to extraordinary achievement every day!*



Summary

TRUSD now has more computers than we have students!

- Deployment of 9,375 Chromebooks is complete – these Chromebooks replaced older, and added more, computers to every school
- Classroom Wi-Fi is more robust and complete



Next Steps

- Audit by third-party company on best practices for managing Chromebooks (October 2019)
- Third-party survey to teachers and students about technology in the classroom (November 2019)
- Rollout of new laptops to Teachers, Principals, VPs and staff (September-December 2019)



Questions?

