



# LCAP Update & Local Indicators

Board of Education Meeting | October 1, 2019

Mark Cerutti

Deputy Superintendent  
Education Services & Schools

# Presentation Overview

- LCAP Update
- District Local Indicators
- Elk Grove Charter School Local Indicators

# LCAP Update

# PROGRESS TO DATE

- New State template is completed
- Updated online Site LCAP template
- Updated student, parent, and staff needs analysis surveys (open September 3 – November 22)

# PROGRESS TO DATE (cont.)

- 12 Month Continuous Improvement Calendar (12MCI)



## 12-MONTH CONTINUOUS IMPROVEMENT

Site \_\_\_\_\_  
Principal \_\_\_\_\_  
Director \_\_\_\_\_



September DMM	Target	Actual
Review <a href="#">Site LCAP Development Survey</a> results	9/1	
Begin review of Program Implementation Continuum (PIC) for EL, PBIS and FACE	9/2	
Initiate <a href="#">LCAP Needs Survey</a> data collection with staff and students (district will initiate with parents)	9/2	
Begin review of <a href="#">Site LCAP Metrics</a> with Site Leadership upon release	9/13	
Conduct <a href="#">SSC Nomination and Election</a> by peers, ensuring SSC composition is balanced	9/19	
Hold 1st <a href="#">Fall SSC Mtg</a> - review 19-20 Site LCAP w/focus on at-risk learners, revise & approve actions as needed	9/19	
Review 19-20 Site LCAP, explain funding sources and Initiate 20-21 needs analysis process with Site Leadership	9/30	

## PROGRESS TO DATE (cont.)

- Program Implementation Continuum data (PBIS, FACE, EL, and Partnership Academy and Pathway program implementation data)

# DISTRICT LOCAL INDICATORS

Christine Hikido | Director | Research & Evaluation

## DISTRICT PERFORMANCE OVERVIEW

# Elk Grove Unified

Explore the performance of Elk Grove Unified under California's Accountability System.

[Generate PDF Report !\[\]\(e1c624d4757f08486e89482c18364c17\_img.jpg\)](#)
[View All Schools](#)
[View Additional Reports !\[\]\(4688aadfd656ded00cd6bdfae55089a9\_img.jpg\)](#)

2018

### Chronic Absenteeism



Yellow

### Suspension Rate



Green

### English Learner Progress



No Performance Color

### Graduation Rate



Green

### College/Career



Yellow

### English Language Arts



Yellow

### Mathematics



Yellow

### Basics: Teachers, Instructional Materials, Facilities

STANDARD MET

### Implementation of Academic Standards

STANDARD MET

### Parent and Family Engagement

STANDARD MET

### Local Climate Survey

STANDARD MET

### Access to a Broad Course of Study

STANDARD MET



# LOCAL INDICATORS

Using locally collected data, districts will measure and report their progress through the Dashboard on:

- Basic Services (teacher assignment, materials, facilities) – Priority #1
- Implementation of State Academic Standards – Priority #2
- Parent Engagement – Priority #3 – REVISED
- School Climate – Priority #6
- Broad Course of Study – Priority #7

# PERFORMANCE STANDARDS

The State Board of Education approved standards that require districts to:

- Annually measure its progress
- Report the results at **a regularly scheduled public meeting** of the local governing board
- Upload and publicly report the results through the Dashboard

# PERFORMANCE LEVELS

The three performance levels for the local indicators are:

- *Met*
- *Not Met*
- *Not Met for Two or More Years*
- Narrative Box to Summarize Progress

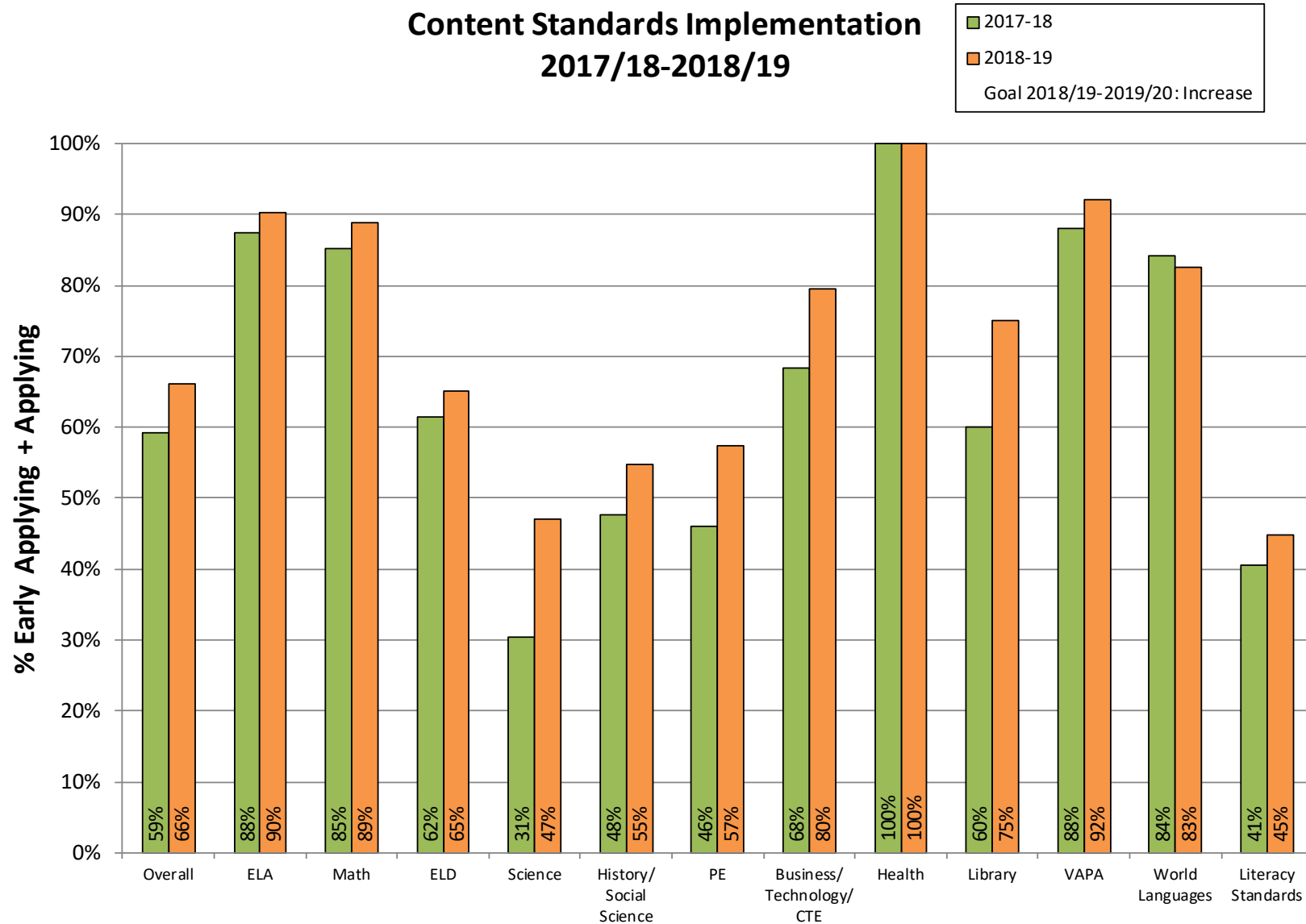
# BASIC SERVICES – MET

- Teachers
  - #/% misassignments - teachers of English learners 2 teachers (0.1%)
  - #/% misassignments - total teachers 2 teachers (0.1%)
  - #/% vacant teacher positions 10 teachers (0.3%)
- Student access to instructional material
  - #/% without access 0 students (0%)
- Conditions of school facilities
  - # instances of not meeting “good repair” 0 facilities (0%)

# IMPLEMENTATION OF STATE ACADEMIC STANDARDS – MET

- Annual State Content Standards Implementation Survey of teachers
- Captures perceptions of familiarity, application, and current level of implementation of state content standards
- Teachers rate their implementation on continuum from Early Developing, Developing, Early Applying, or Applying.
- Monitors improvements over time and differences across schools and content areas so that resources can be targeted to improve implementation
- Other survey data may help identify facilitating factors or barriers to deeper implementation

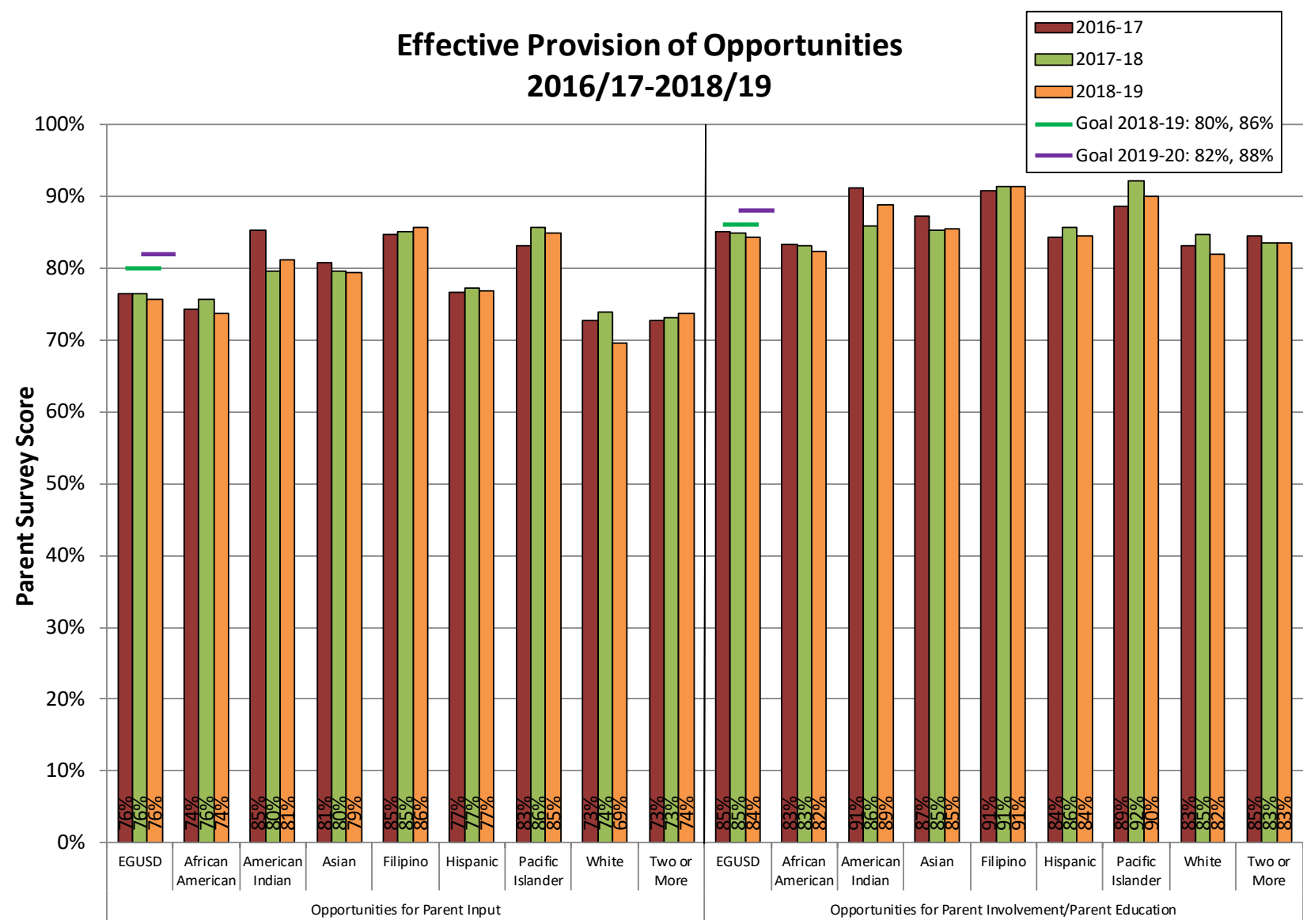
# CONTENT STANDARDS IMPLEMENTATION



# PARENT ENGAGEMENT – MET

- Implementation Rating Scale (1 to 5):  
Exploration -> Beginning -> Initial -> Full -> Sustaining
- Building Relationships: Initial
- Building Partnerships for Student Outcomes: Initial
- Seeking Input for Decision Making: Initial

# FAMILY AND COMMUNITY ENGAGEMENT



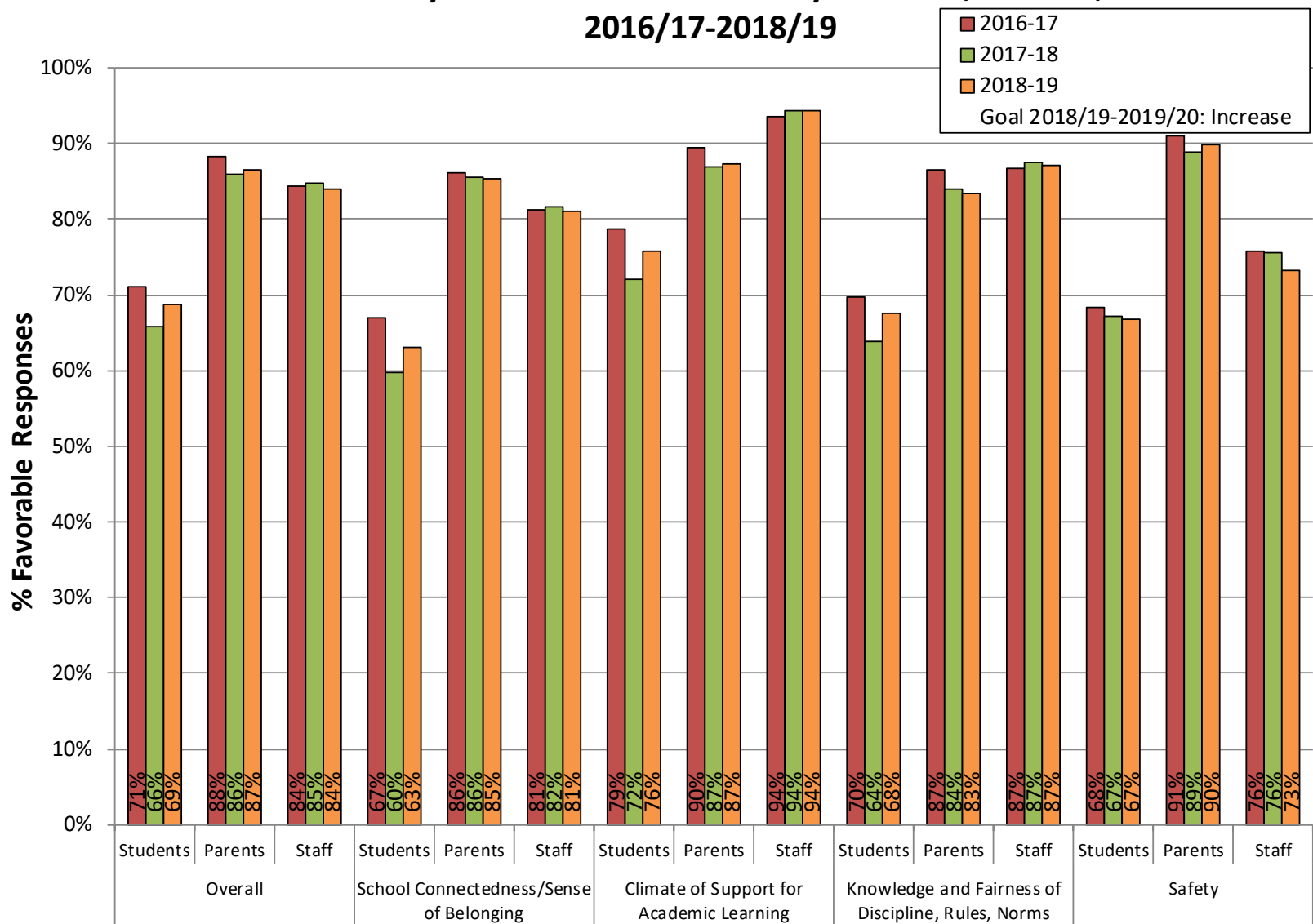


# SCHOOL CLIMATE – MET

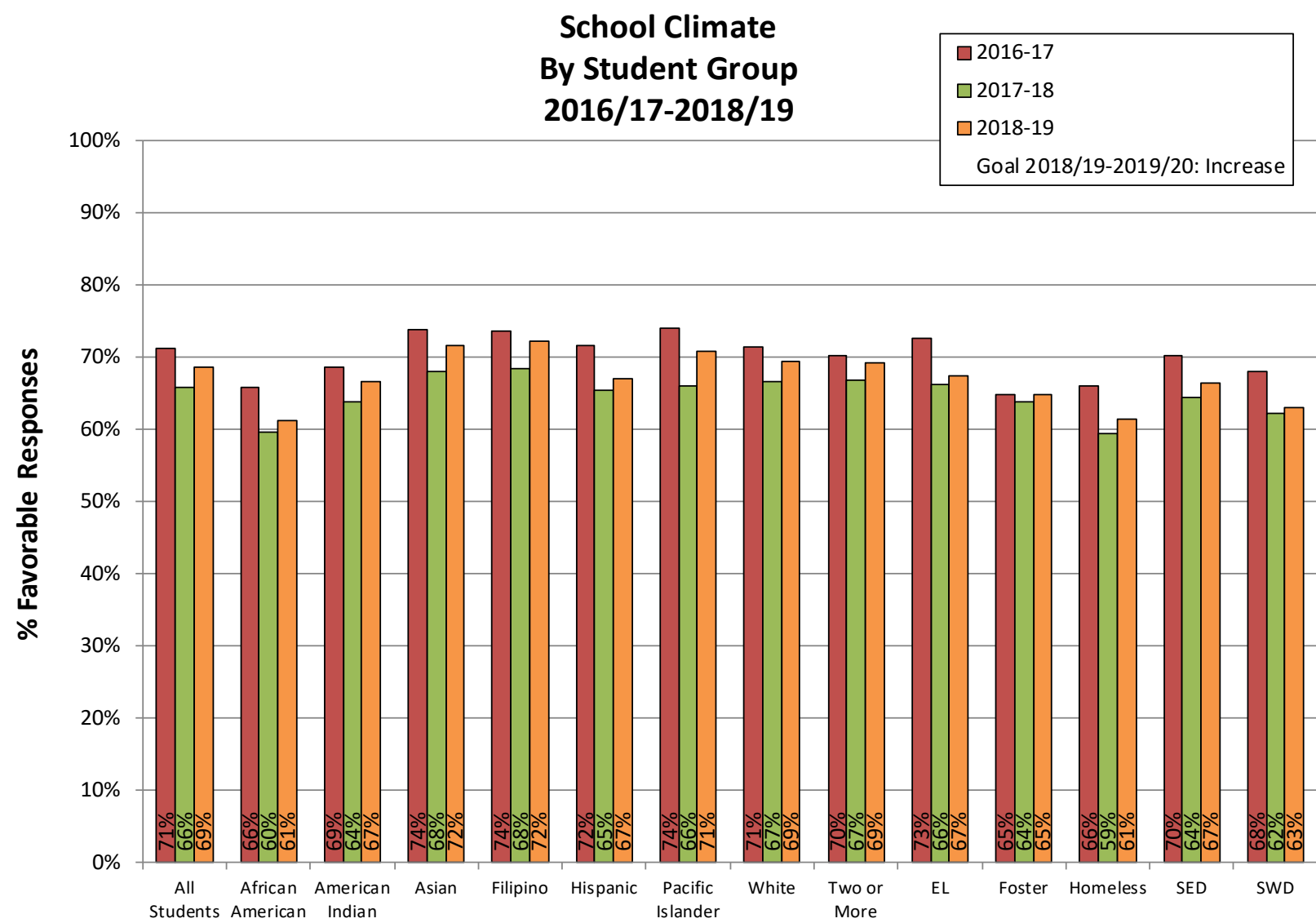
- EGUSD administered culture and climate survey to
  - Students
  - School staff
  - Parents
- School culture and climate constructs of
  - School Connectedness and Sense of Belonging
  - Climate of Support for Academic Learning
  - Knowledge and Fairness of Discipline, Rules, and Norms
  - Safety

# SCHOOL CLIMATE – STUDENTS, PARENTS, STAFF

School Climate by Construct as Perceived by Students, Parents, and Staff  
2016/17-2018/19



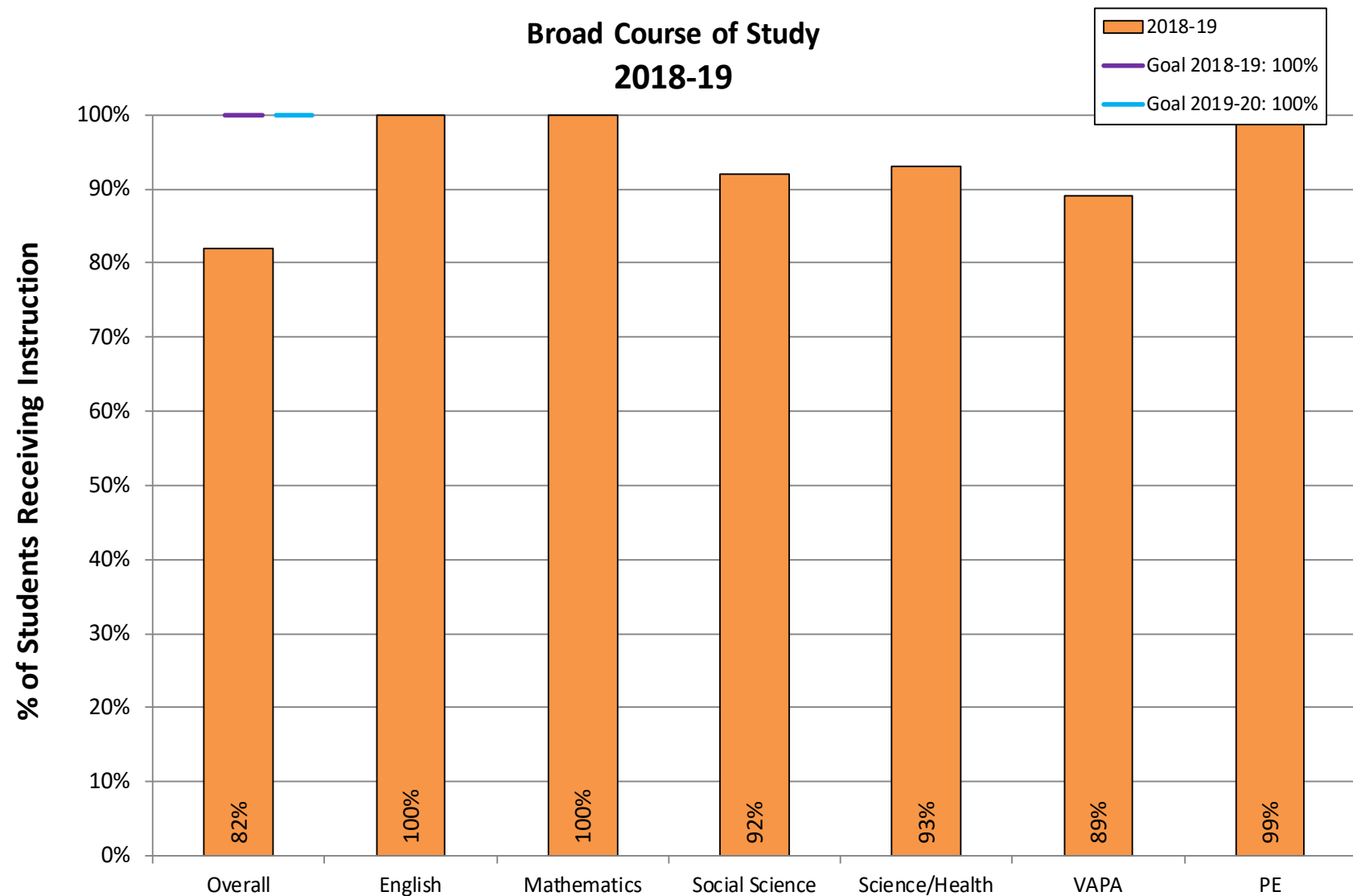
# SCHOOL CLIMATE – STUDENT GROUPS



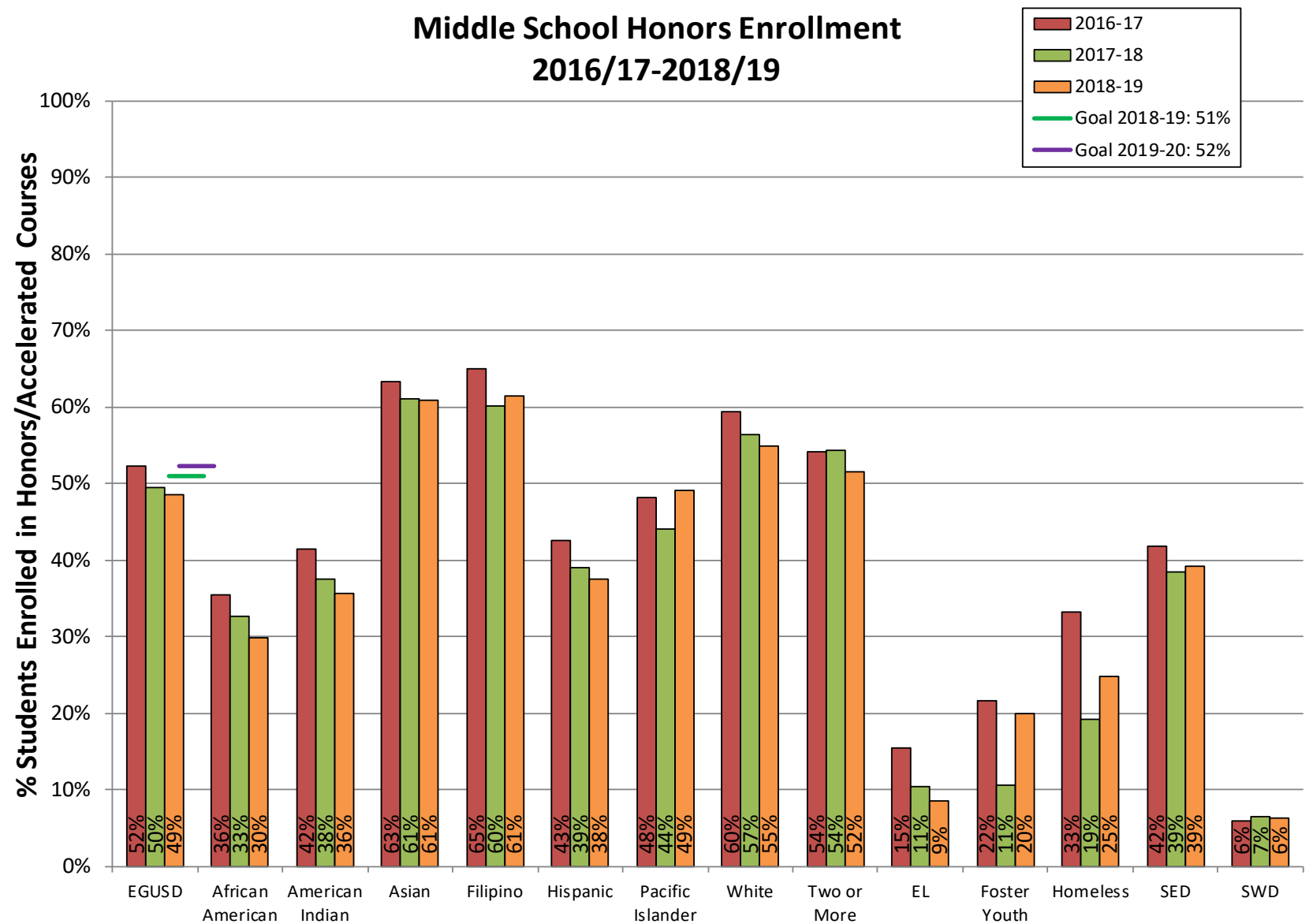
# BROAD COURSE OF STUDY – MET

- Elementary Students
  - Broad Course of Study Survey
- Secondary Students (Grades 7-12)
  - Enrollment in Honors and Accelerated (middle school)
  - Enrollment in Honors, AP, and IB Courses (high school)
  - Enrollment in Career Technical Education Courses (high school)

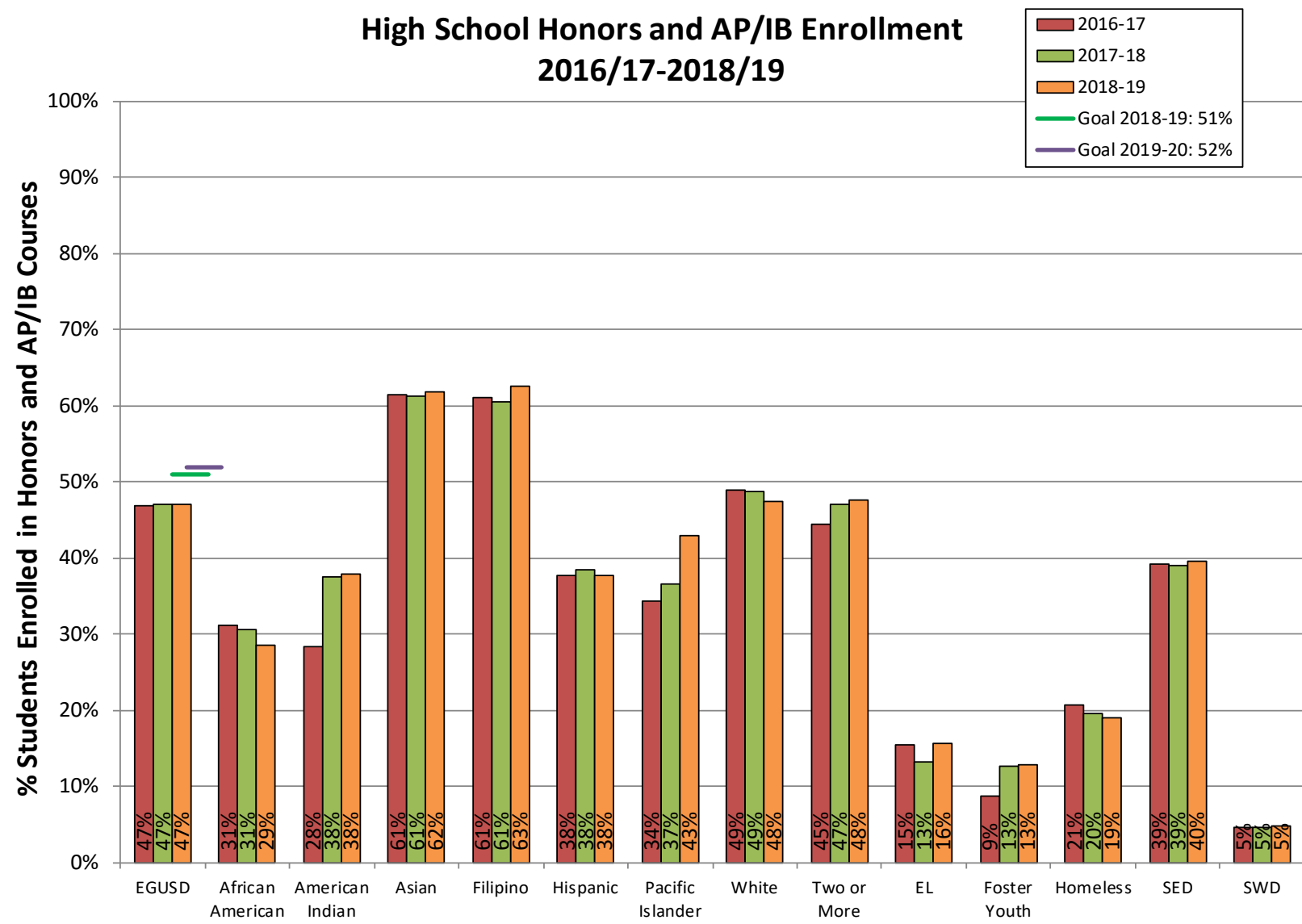
# ELEMENTARY STUDENTS RECEIVING INSTRUCTION IN ALL SUBJECT AREAS



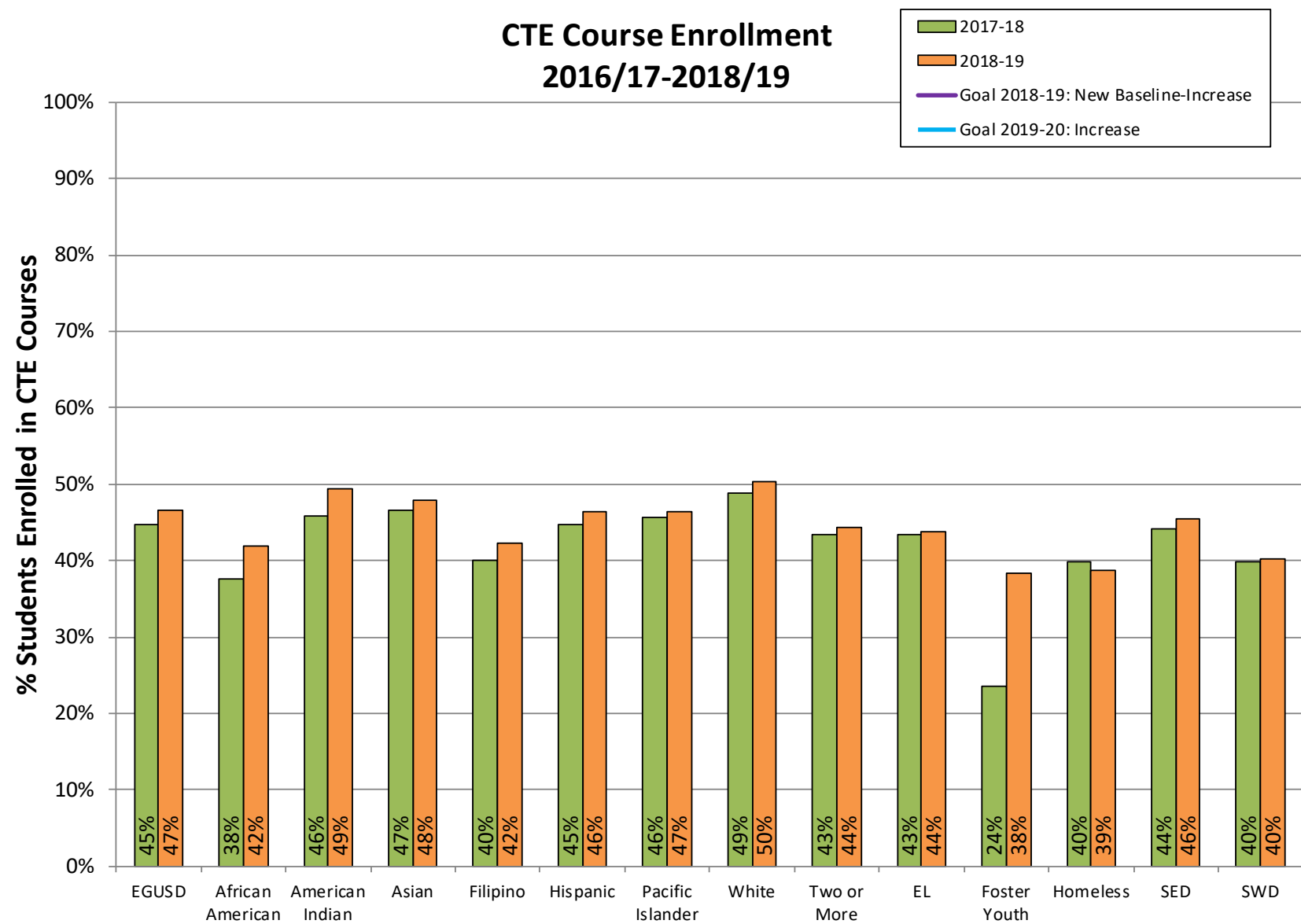
# MIDDLE SCHOOL STUDENTS IN HONORS



# HIGH SCHOOL STUDENTS ENROLLED IN HONORS OR AP/IB



# HIGH SCHOOL STUDENTS ENROLLED IN CTE COURSES





## DISTRICT PERFORMANCE OVERVIEW

# Elk Grove Unified

Explore the performance of Elk Grove Unified under California's Accountability System.

[Generate PDF Report !\[\]\(cf531ed27e91483460120fcc057b3901\_img.jpg\)](#)[View All Schools](#)[View Additional Reports !\[\]\(4b7a79268f6ba26c1471d4232fffa85a\_img.jpg\)](#)2018 

## Chronic Absenteeism



Yellow

## Suspension Rate



Green

## English Learner Progress



No Performance Color

## Graduation Rate



Green

## College/Career



Yellow

## English Language Arts



Yellow

## Mathematics



Yellow

## Basics: Teachers, Instructional Materials, Facilities

[STANDARD MET](#)

## Implementation of Academic Standards

[STANDARD MET](#)

## Parent and Family Engagement

[STANDARD MET](#)

## Local Climate Survey

[STANDARD MET](#)

## Access to a Broad Course of Study

[STANDARD MET](#)

# MOVING FORWARD

- Review data in more detail
- Conduct causes analysis
- Continue existing work, including:
  - Communicating expectations for instructional coverage
  - Improving communication to help students make informed decisions
  - Implementing PSAT-for-All
  - Implementing California College Guidance Initiative
  - Implementing CTE pathways and Map Your Future
  - Focusing on high-quality effective instruction
  - Focusing on Outward Mindset development

# Elk grove charter SCHOOL LOCAL INDICATORS

Craig Murray | Assistant Superintendent of Schools | Secondary Education

Marc LaVine | Principal | Elk Grove Charter School

## SCHOOL PERFORMANCE OVERVIEW

# Elk Grove Charter

Explore the performance of Elk Grove Charter under California's Accountability System.

[Generate PDF Report !\[\]\(dd161862f9164df98f62b726e9846241\_img.jpg\)](#)
[View Additional Reports !\[\]\(758ebdf4629c903da74c2e079717ae32\_img.jpg\)](#)

2018

### Chronic Absenteeism



Yellow

### Suspension Rate



Yellow

### English Learner Progress



No Performance Color

### Graduation Rate



Yellow

### College/Career



Orange

### English Language Arts



Orange

### Mathematics



Red

### Basics: Teachers, Instructional Materials, Facilities

STANDARD MET

### Implementation of Academic Standards

STANDARD MET

### Parent and Family Engagement

STANDARD MET

### Local Climate Survey

STANDARD MET

### Access to a Broad Course of Study

STANDARD MET

# LOCAL INDICATORS

Using locally collected data, districts will measure and report their progress through the Dashboard on:

- Basic Services (teacher assignment, materials, facilities) – Priority #1
- Implementation of State Academic Standards – Priority #2
- Parent Engagement – Priority #3 – REVISED
- School Climate – Priority #6
- Broad Course of Study – Priority #7

# PERFORMANCE STANDARDS

The State Board of Education approved standards that require districts to:

- Annually measure its progress
- Report the results at **a regularly scheduled public meeting** of the local governing board
- Upload and publicly report the results through the Dashboard

# PERFORMANCE LEVELS

The three performance levels for the local indicators are:

- *Met*
- *Not Met*
- *Not Met for Two or More Years*
- Narrative Box to Summarize Progress

# EGCS BASIC SERVICES – MET

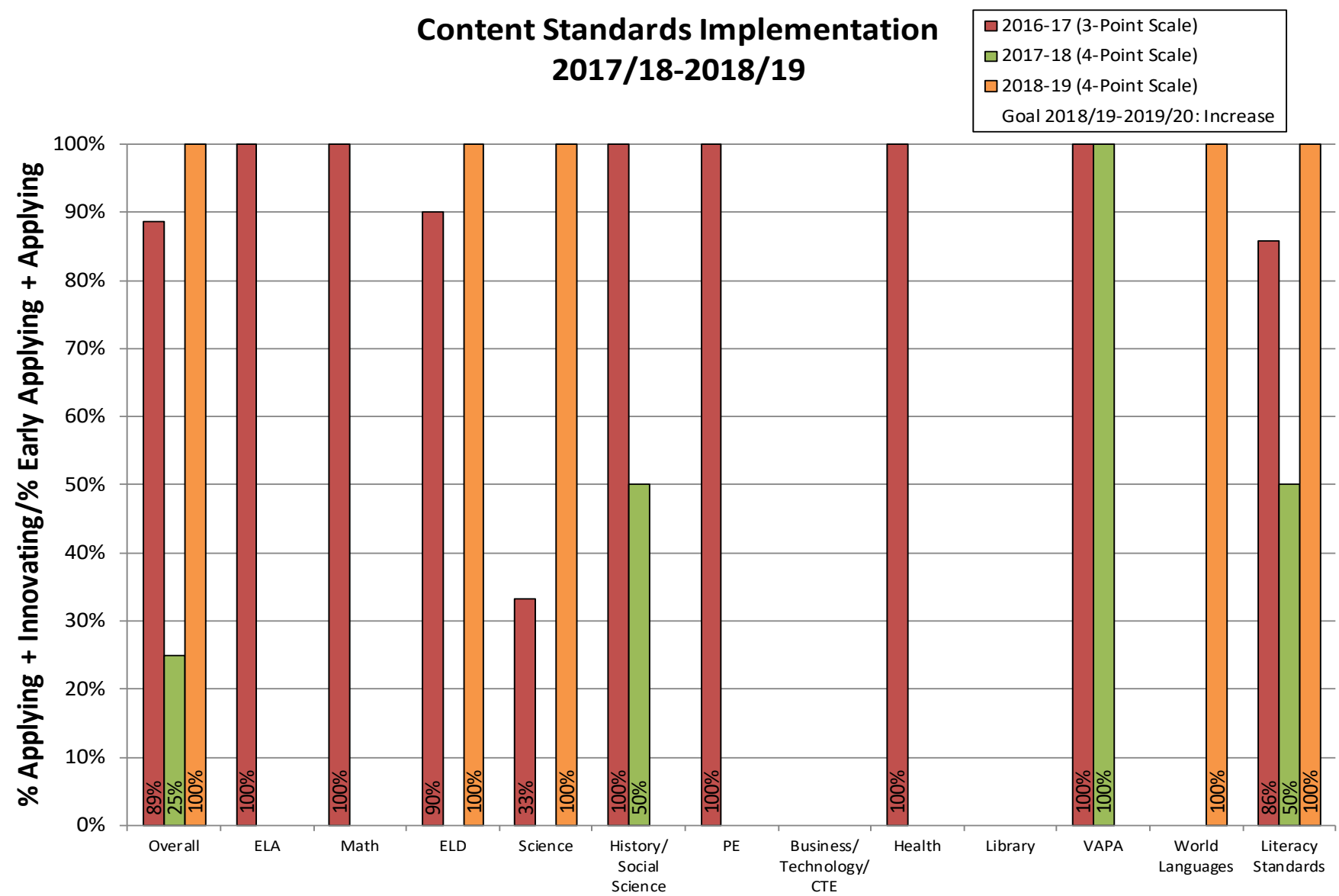
- Teachers
  - #/% of teachers of English learners 0 teachers (0.0%)
  - #/% total teachers 0 teachers (0.0%)
  - #/% vacant teacher positions 0 teachers (0.0%)
- Student access to instructional material
  - #/% without access 0 students (0%)
- Conditions of school facilities
  - # instances of not meeting “good repair” 0 facilities (0%)



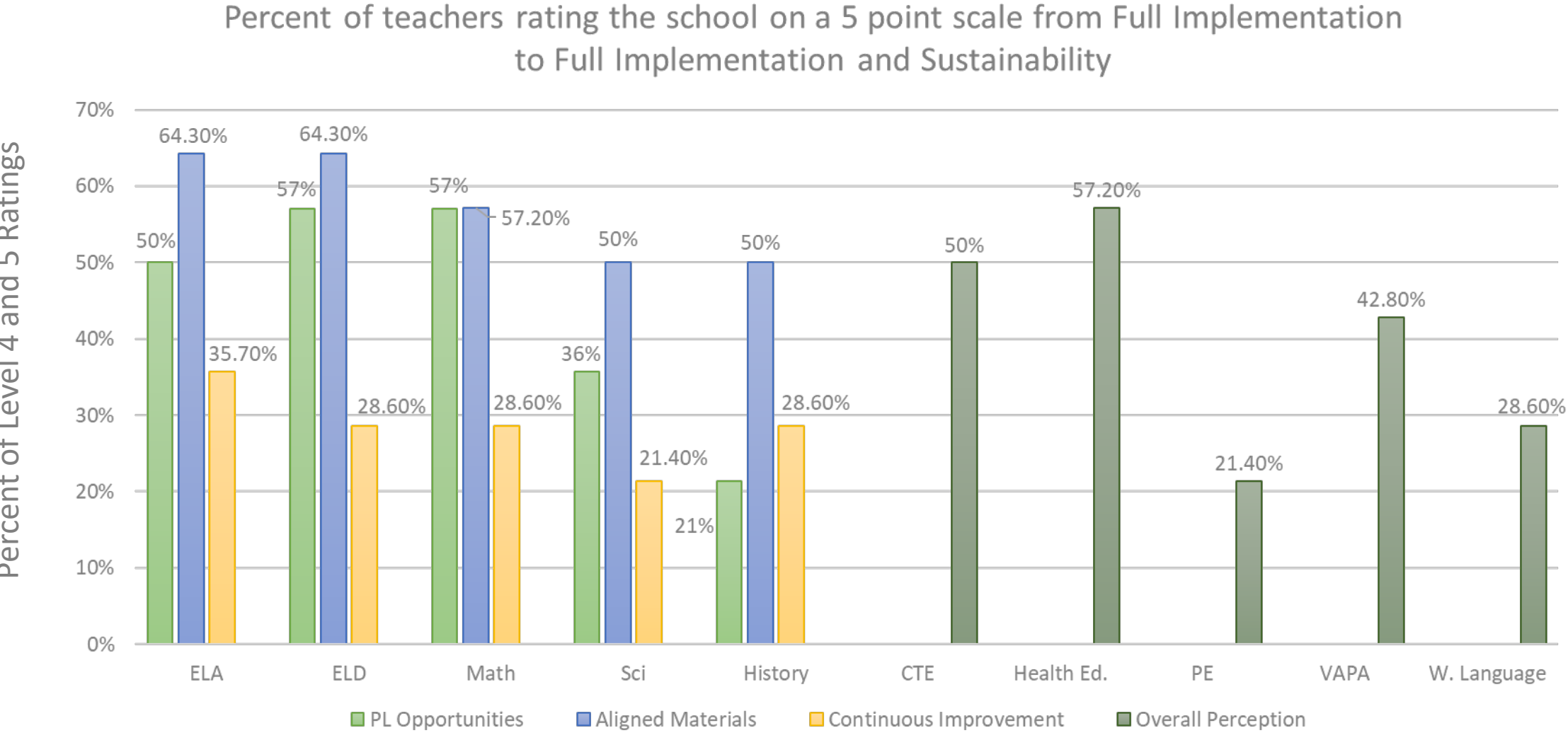
# IMPLEMENTATION OF STATE ACADEMIC STANDARDS – MET

- Surveyed all teachers using a CDE-developed tool sanctioned for assessment of local LCAP indicators
- Captures perceptions of about professional learning about academic standards, availability of standards-aligned instructional material and support for teacher improvement in delivering standards-aligned instruction.
- Teachers rate their implementation on a scale from Exploration and Research to Full Implementation and Sustainability.
- EGCS will monitor improvements over time so that resources can be targeted to improve implementation
- Other survey data may help identify facilitating factors or barriers to deeper implementation

# CONTENT STANDARDS IMPLEMENTATION (EGUSD SURVEY)



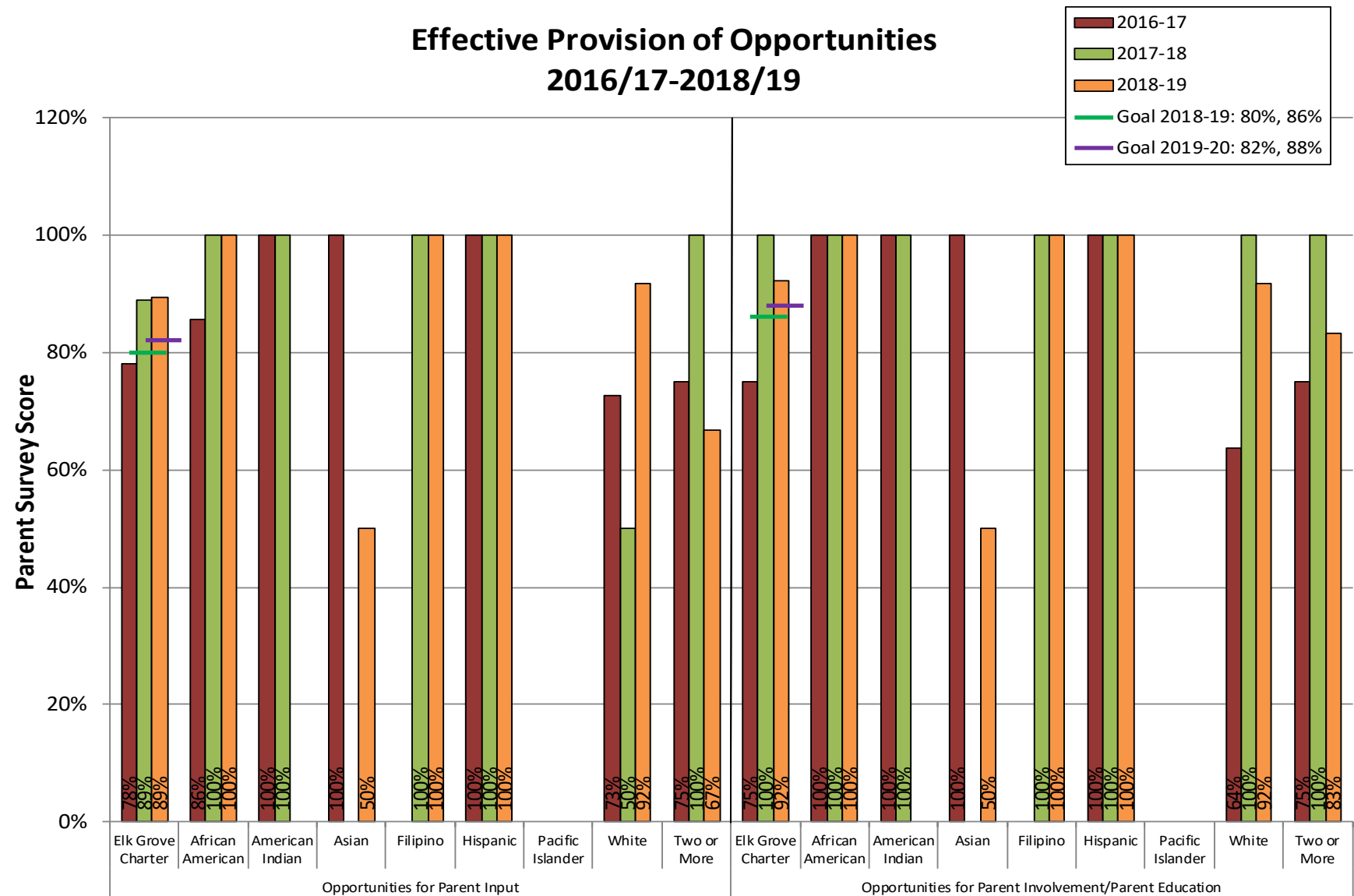
# CONTENT STANDARDS IMPLEMENTATION (EGCS SURVEY)



# PARENT ENGAGEMENT – MET

- Implementation Rating Scale (1 to 5):  
Exploration -> Beginning -> Initial -> Full -> Sustaining
- Building Relationships: Initial
- Building Partnerships for Student Outcomes: Initial
- Seeking Input for Decision Making: Initial

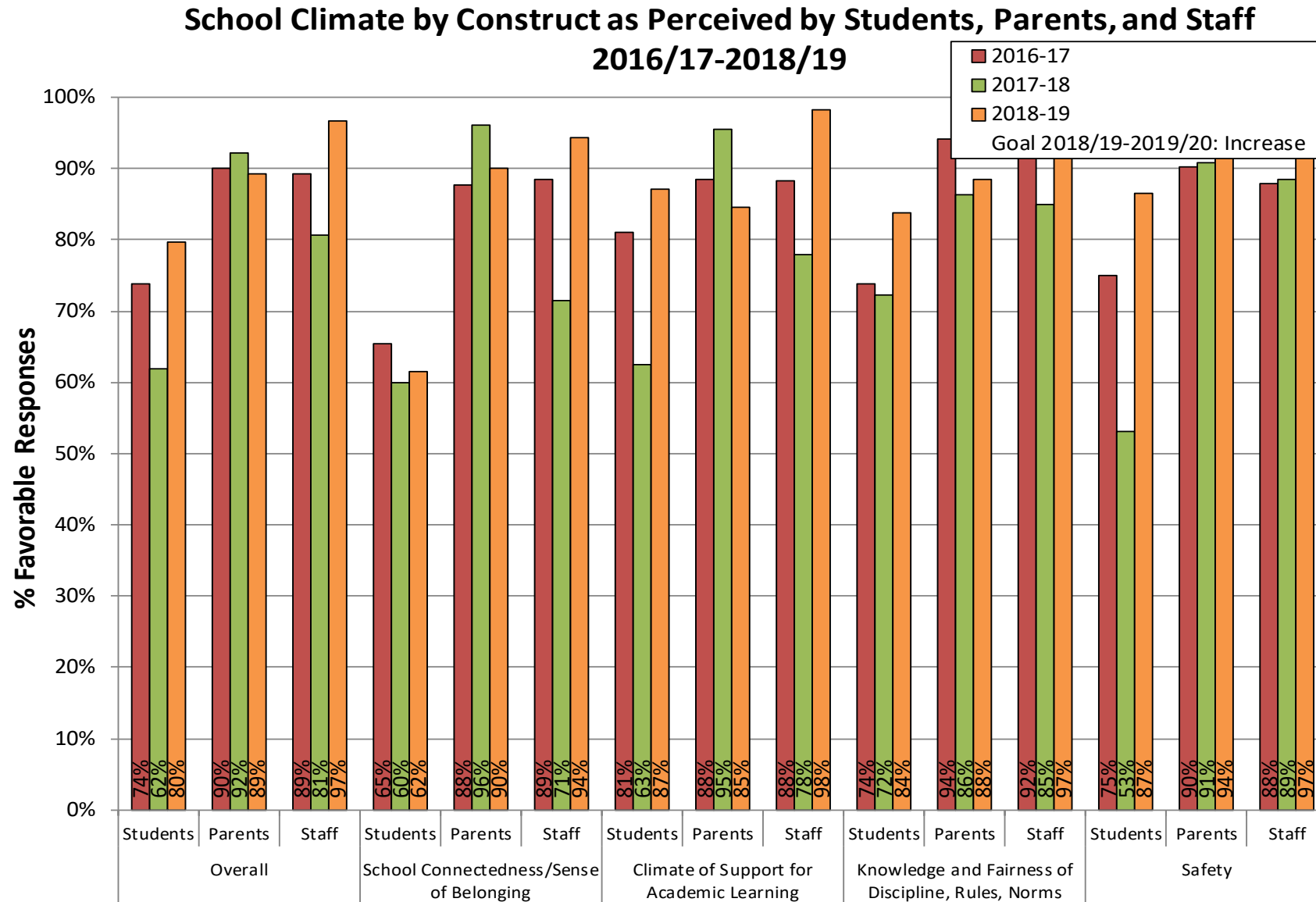
# FAMILY AND COMMUNITY ENGAGEMENT



# SCHOOL CLIMATE – MET

- EGUSD-administered culture and climate survey to students, school staff and parents
  - School Connectedness and Sense of Belonging
  - Climate of Support for Academic Learning
  - Knowledge and Fairness of Discipline, Rules, and Norms
  - Safety
- EGCS-administered climate survey of students only about academic support, rigor, interventions, comfort at school, and success mindset

# SCHOOL CLIMATE – STUDENTS, PARENTS, STAFF

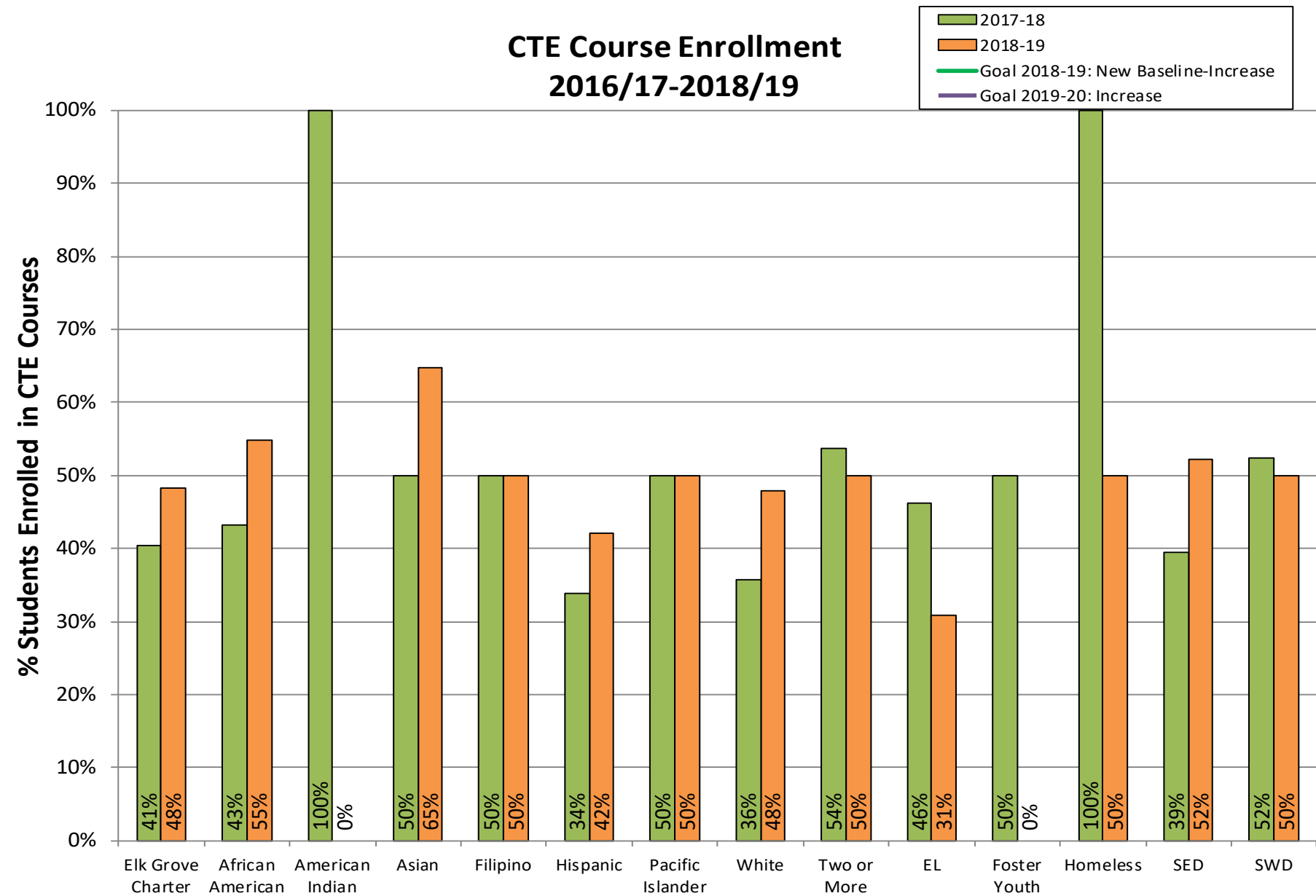


# BROAD COURSE OF STUDY – MET

- Secondary Students (Grades 7-12)
  - Enrollment in Career Technical Education Courses
  - Enrollment in community college Advanced Education courses
  - Customizing diploma options to meet individual student goals



# HIGH SCHOOL STUDENTS ENROLLED IN CTE COURSES



## SCHOOL PERFORMANCE OVERVIEW

# Elk Grove Charter

Explore the performance of Elk Grove Charter under California's Accountability System.

[Generate PDF Report !\[\]\(c50c8b7b2cc2cf9ff925edec0ee94c0d\_img.jpg\)](#)
[View Additional Reports !\[\]\(6a9b39b98eb945faa14c645ec99e4eaa\_img.jpg\)](#)

2018

### Chronic Absenteeism



Yellow

### Suspension Rate



Yellow

### English Learner Progress



No Performance Color

### Graduation Rate



Yellow

### College/Career



Orange

### English Language Arts



Orange

### Mathematics



Red

### Basics: Teachers, Instructional Materials, Facilities

STANDARD MET

### Implementation of Academic Standards

STANDARD MET

### Parent and Family Engagement

STANDARD MET

### Local Climate Survey

STANDARD MET

### Access to a Broad Course of Study

STANDARD MET

# MOVING FORWARD

- Data and analysis will be used in development of the school's actions and services within future Local Control and Accountability Plans. Specifically for each local indicator, EGCS will consider the following components:
  - Implementation of State Academic Standards
    - Continued focus on gathering additional perception data from teachers/staff
    - Develop more programs for individual teacher learning opportunities that is specific to academic standards
  - Parent Engagement
    - Collect more perception data
    - Develop systems to engage more families in school-wide decisions and programs
  - Climate
    - Lowest student indicator was school engagement...
  - Broad Course of Study
    - Increased Advanced Education enrollment and address barriers that limit access to advanced education and CTE courses