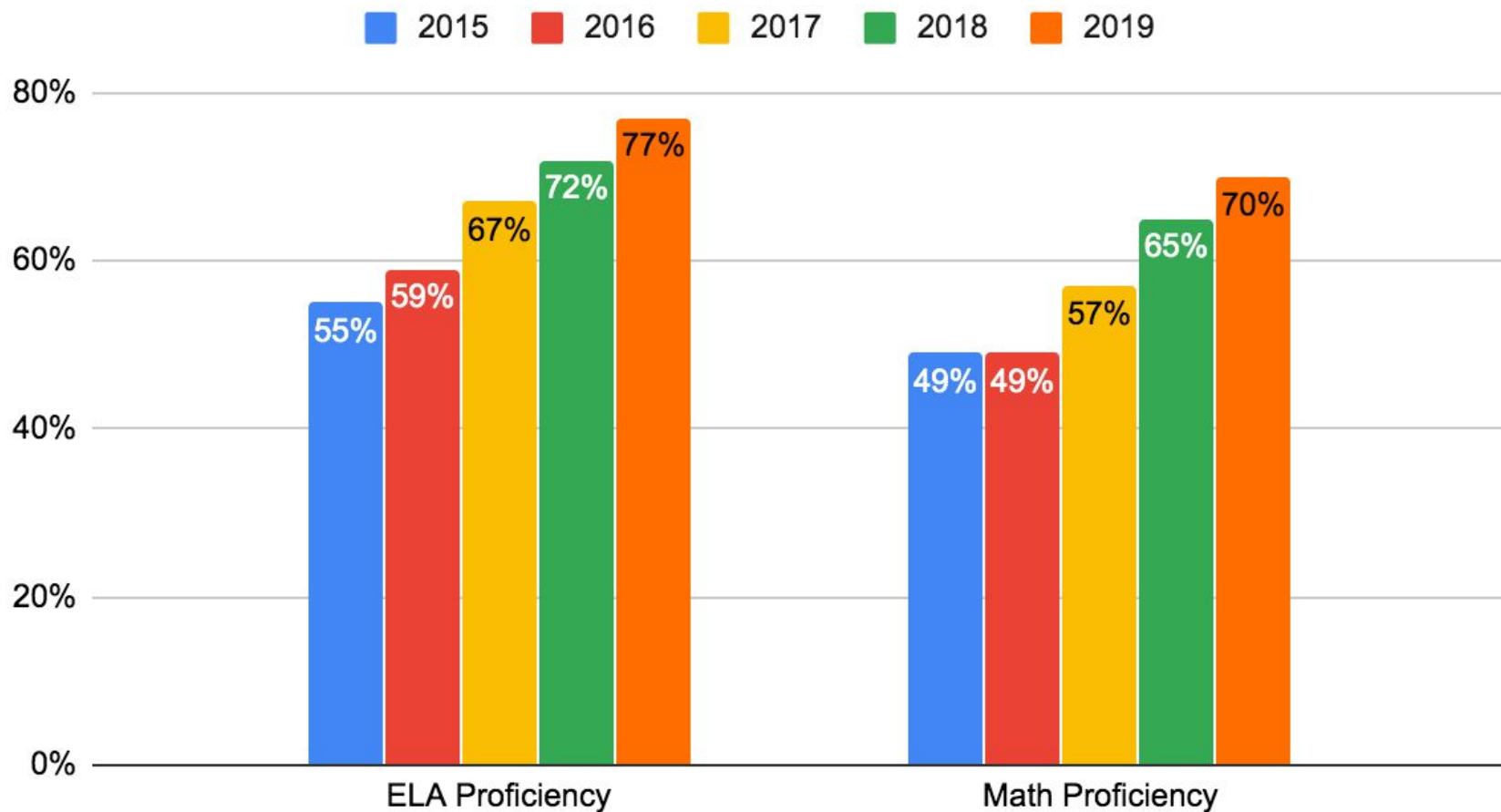


Willard Middle School

Berkeley Unified School District
Board Presentation

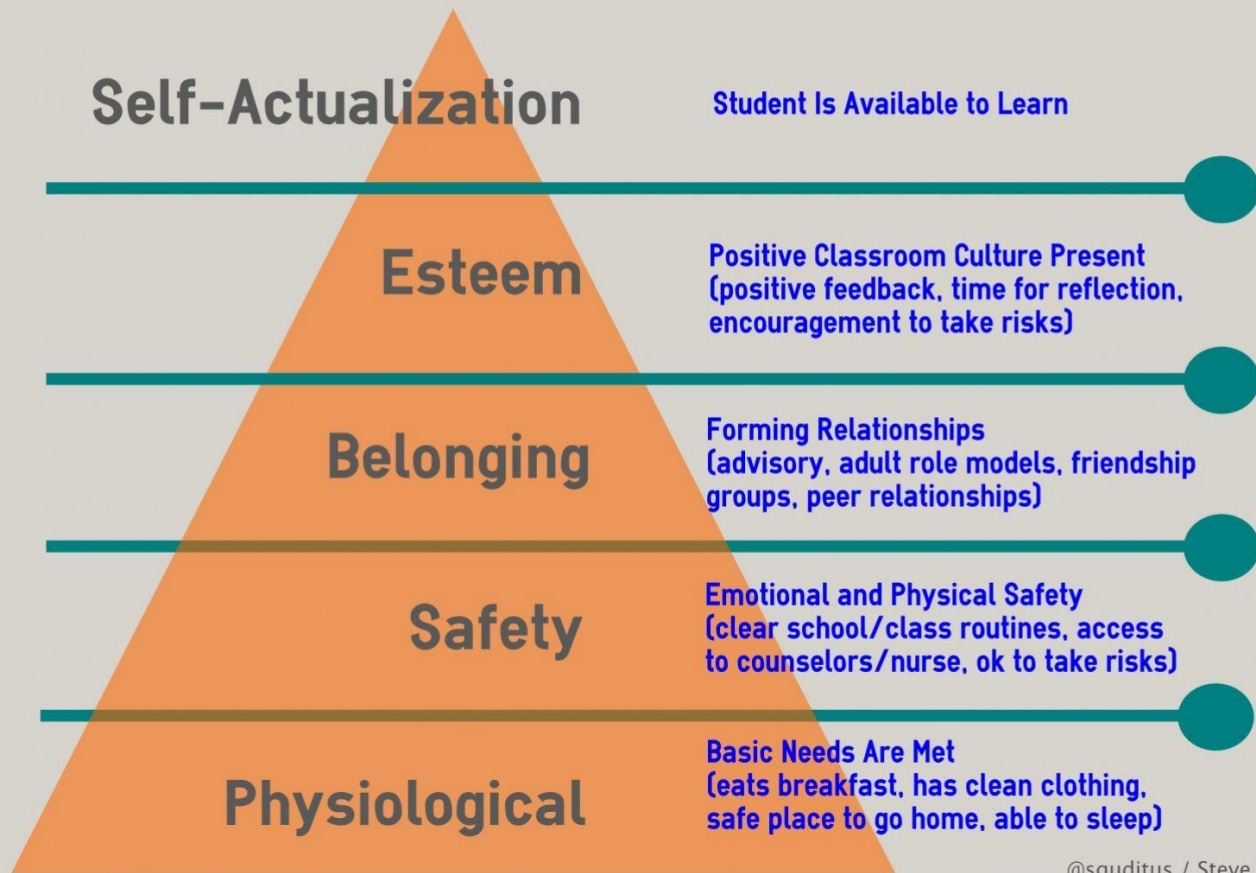
11.20.19

Willard SBA Proficiency - ELA and Math (All)





Maslow's Hierarchy of School Needs



Advisory Schedule 2019-2020

Monthly themes are the same for all grade levels. Lessons build upon previous lessons and go deeper into topics as students mature through Middle School and begin to transition to High School.

To incorporate Restorative Practices into the fabric of our school, some lessons are conducted in Circle format.

| | |
|-----------|--|
| September | Rules and Student Handbook |
| October | Student Skills |
| Nov/Dec | Anti-Bullying/Empathy |
| January | Ability Awareness |
| February | History of Race in America <i>including our Black Excellence lessons and celebration</i> |
| March | Social Justice/Healthy Relationships |
| April | Gender/LGBTQ Awareness including the Day of Silence, |
| May | Self Care and Mental Health, Test Preparation for State Testing |
| June | Year in Review |

What Students might
Willard want to focus on?

- Black/AA Students
- SWD (IEP/504)
- SED Students
- Students with 1/1s
- Students Being Considered for SNAP
- Students whose test scores aren't improving
- Students who would slip through the cracks otherwise
- Students with high exposure to trauma
- New to district or mid-year transfers
- Students who have struggled in the past but show potential to improve

Choosing a focal student

Guiding Questions

Which kids in my class are not at grade level based on SBA data?

Who is a student that I can learn from?

Who is a student that I am having a hard time reaching academically?

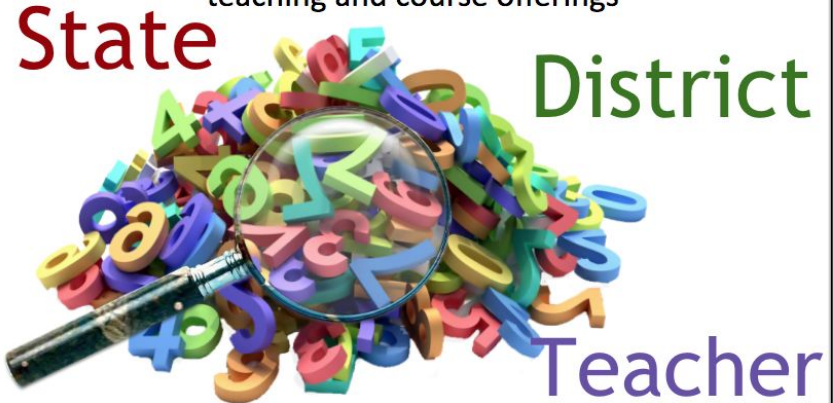
Who is a student that represents a larger group of students with similar skill challenges?

Willard Middle School

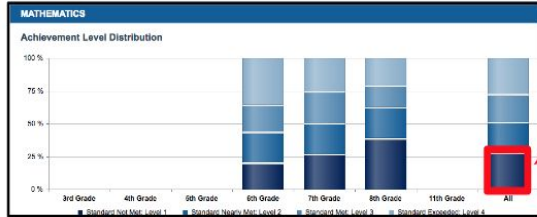
Berkeley Unified School District
Board Presentation

5.31.17

How Willard uses data to inform our classroom
teaching and course offerings



Willard -- SBA 2015/2016 -- Math



Overall Achievement

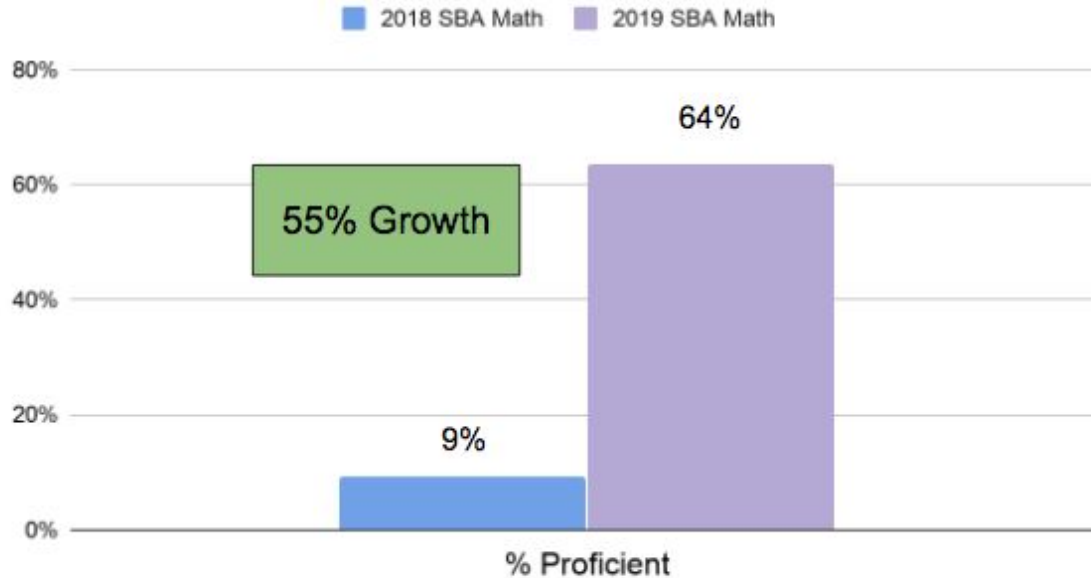
| | 3rd Grade | 4th Grade | 5th Grade | 6th Grade | 7th Grade | 8th Grade | 11th Grade | All |
|-----------------------------|-----------|-----------|-----------|-----------|-----------|-----------|------------|------|
| # of Students Enrolled | N/A | N/A | N/A | 191 | 213 | 180 | N/A | 584 |
| # of Students Tested | N/A | N/A | N/A | 184 | 196 | 154 | N/A | 536 |
| # of Students With Scores | N/A | N/A | N/A | 184 | 196 | 152 | N/A | 532 |
| Mean Scale Score | N/A | N/A | N/A | 2562.0 | 2547.3 | 2547.1 | N/A | N/A |
| Standard Exceeded Level 4 | N/A | N/A | N/A | 26 % | 26 % | 21 % | N/A | 28 % |
| Standard Met Level 3 | N/A | N/A | N/A | 20 % | 24 % | 24 % | N/A | 21 % |
| Standard Nearly Met Level 2 | N/A | N/A | N/A | 23 % | 23 % | 23 % | N/A | 23 % |
| Standard Not Met Level 1 | N/A | N/A | N/A | 20 % | 27 % | 39 % | N/A | 28 % |

Math Support -- 17/18

- 9 sections
- 6th, 7th, 8th grade
 - Mindset
 - Number fluency
 - Re-teaching lessons
 - Front loading the next day's lesson

Math Support Data

6th & 7th Grade Support - SBA Math Proficiency (18-19)



| Math | 2018 SBA | 2019 SBA |
|--------------------------|----------|----------|
| # of Students Proficient | 3 | 21 |
| Total Students | 32 | 33 |

Maslow's Hierarchy of School Needs

