

# Culture and Climate: Creating the Conditions for Success

November 19, 2019

Rudy Puente

Director, Student Services

Jackie White

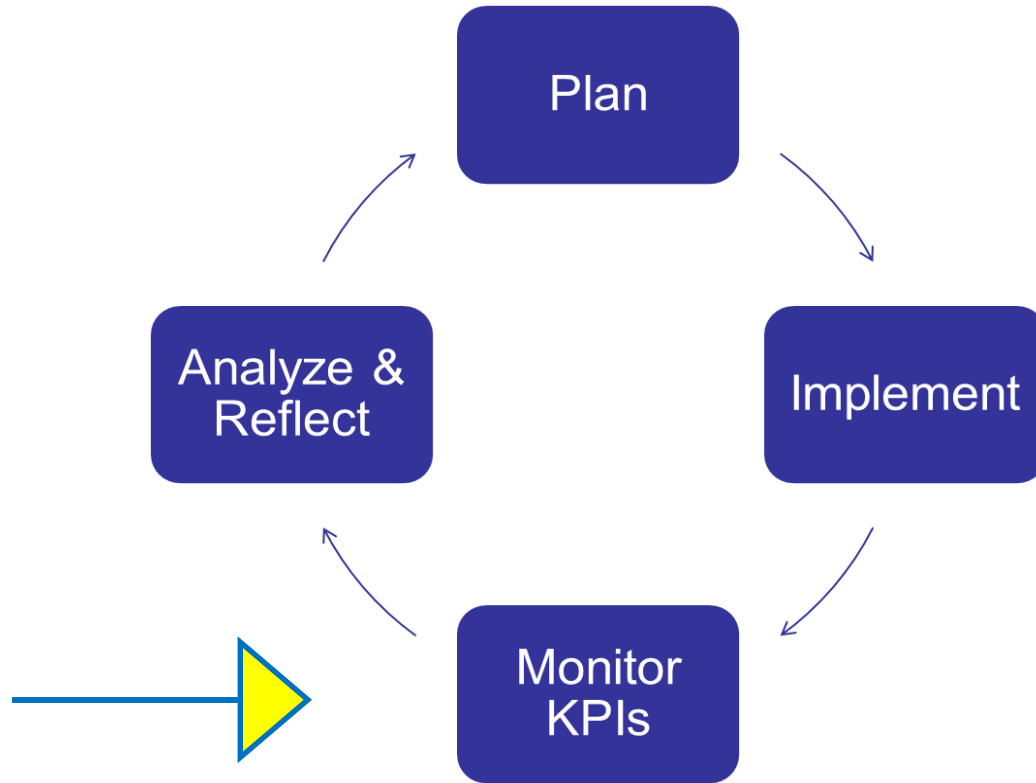
Executive Director, Student Engagement

Twin Rivers Unified School District: *Inspiring each student to extraordinary achievement every day!*





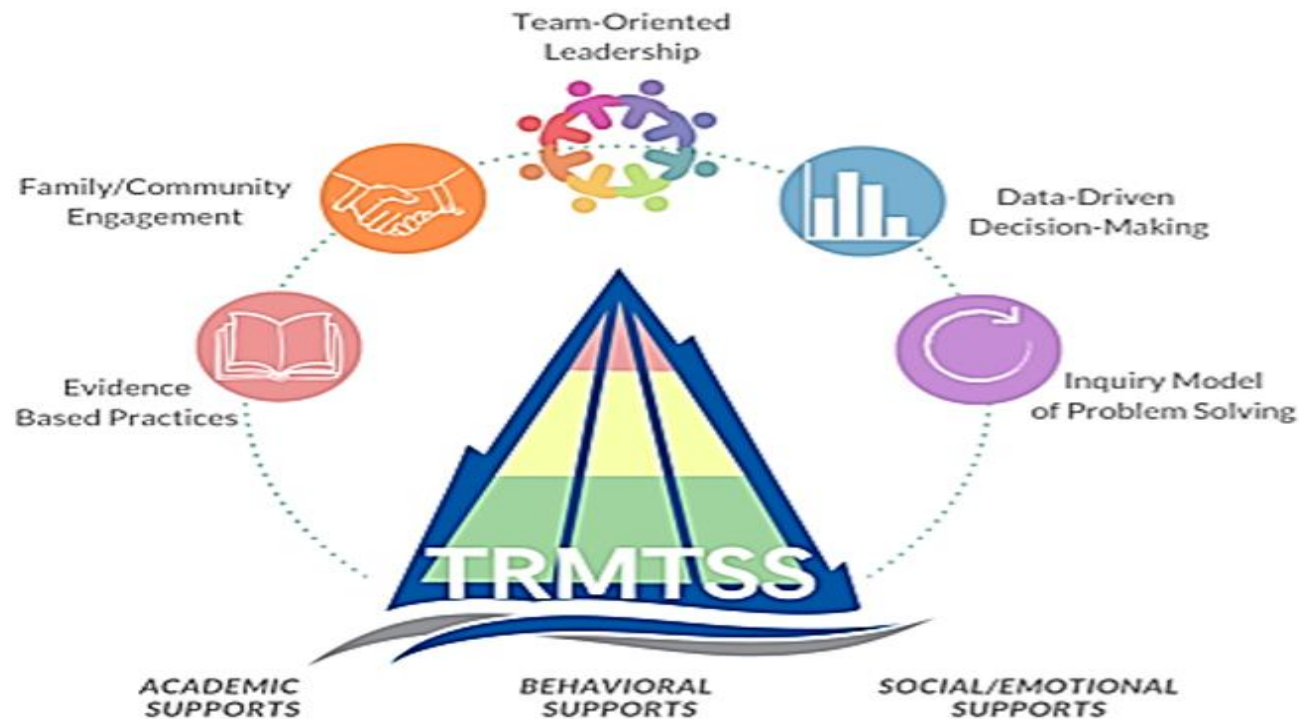
# Cycle of Continuous Improvement



Twin Rivers Unified School District: *Inspiring each student to extraordinary achievement every day!*



# Multi-Tiered Systems of Support



Twin Rivers Unified School District: *Inspiring each student to extraordinary achievement every day!*



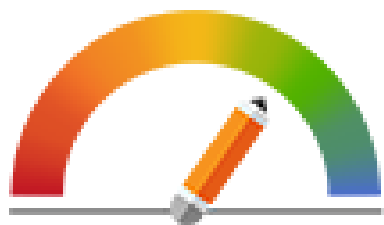


# Culture and Climate Indicators

- Suspensions
- Attendance
- Five Star
- Healthy Kids

Twin Rivers Unified School District: *Inspiring each student to extraordinary achievement every day!*





# California School DASHBOARD

## Suspension Rate



Orange

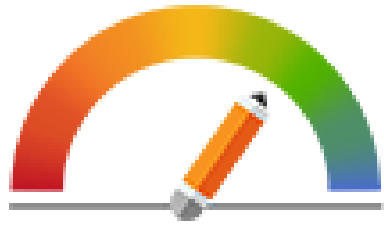
## Chronic Absenteeism



Orange

Twin Rivers Unified School District: *Inspiring each student to extraordinary achievement every day!*





# California School DASHBOARD

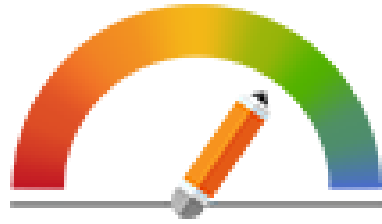
## Chronic Absenteeism:

*The California State Dashboard defines chronically absent students who have missed more than 10% of the school year.*

*Example: Rudy was enrolled for 180 school days and missed 18 days of school due to illness and suspension. Therefore Rudy is a chronically absent student.*

Twin Rivers Unified School District: Inspiring each student to extraordinary achievement every day!





# California School DASHBOARD

2018-19 Chronic Attendance Rate: 14.1%

2018-19 YTD Attendance Rate: 94.48%

2019-20 Chronic Attendance Rate: 95.56%

2019-20 YTD Attendance Rate: 14.06%

Twin Rivers Unified School District: *Inspiring each student to extraordinary achievement every day!*





# Actions to Support

- Attention2Attendance
- Site Attendance Review Team (SART)
- Group Conferences
- School Attendance Review Board (SARB)
- Partners Against Chronic Truancy (PACT)
- McKinney Vento Support

Twin Rivers Unified School District: *Inspiring each student to extraordinary achievement every day!*



# New Actions to Support

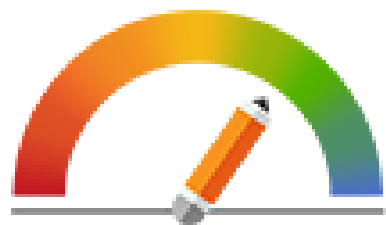
- Proving Ground
  - Secondary Culture
  - Messaging
  - TK-1 Postcards



- What I Need Saturday School (WIN)

Twin Rivers Unified School District: *Inspiring each student to extraordinary achievement every day!*





# California School DASHBOARD

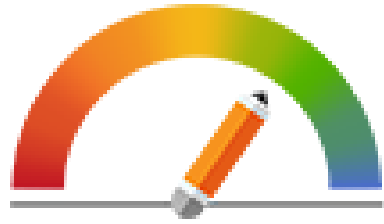
## *Suspensions Defined:*

The California State Dashboard counts students in grades kindergarten through 12 who have been suspended at least once during a given school year.

Therefore students suspended multiple times in a school year are only counted once.

Twin Rivers Unified School District: *Inspiring each student to extraordinary achievement every day!*





# California School DASHBOARD

2018- 19 Suspension Rate: 8.5%

↓.70%

2019 YTD Suspension Rate: 3.34%

↑.06%

Dashboard Projection: **8.56%**

Twin Rivers Unified School District: *Inspiring each student to extraordinary achievement every day!*





# Suspension Legislation


- SB 419
- Effective July 1, 2020
- Willful defiance grades K-8

Twin Rivers Unified School District: *Inspiring each student to extraordinary achievement every day!*



# Actions to Support

- Monitoring discipline daily
- Multi Tiered Systems of Support (MTSS)
- Positive Behavior Intervention Supports (PBIS)
- Restorative practices
- Champs
- Behavior Work Team



Twin Rivers Unified School District: *Inspiring each student to extraordinary achievement every day!*



# Student Voice



Twin Rivers Unified School District: *Inspiring each student to extraordinary achievement every day!*





# Student Voice California Healthy Kids Survey

- Statewide
- Anonymous
- Surveys grades 7-12
- Been administering since 2008

Twin Rivers Unified School District: *Inspiring each student to extraordinary achievement every day!*





# Student Voice California Healthy Kids Survey



## Caring Adult Relationships

- Grade 7 – 59%
- Grade 8 – 60%

Twin Rivers Unified School District: *Inspiring each student to extraordinary achievement every day!*



# Student Voice California Healthy Kids Survey

## Caring Adult Relationships

- Grade 9 – 51%
- Grade 10 – 50%
- Grade 11 – 55%
- Grade 12 – 58%



Twin Rivers Unified School District: *Inspiring each student to extraordinary achievement every day!*





# Actions to Support

- Counselors
- Tobacco Use Prevention Education
- Red Ribbon Week
- Superintendent's Student Advisory Committee
- Activity Directors



Twin Rivers Unified School District: *Inspiring each student to extraordinary achievement every day!*



# Secondary Student Participation

School Site	Participation Rate	Number of Students
Rio Linda Prep	88.0%	472
Norwood Jr High	81.4%	590
Rio Tierra Jr High	21.4%	446
Martin Luther King Jr	20.4 %	525
Highlands High School	24.3%	730
Grant High School	86.6%	1973
Foothill High School	69.7%	1191
Rio Linda High School	81.4%	1644

Twin Rivers Unified School District: *Inspiring each student to extraordinary achievement every day!*





# Actions to Support

- Activity Directors
- Engagement Activities
  - Field Trips
  - Visual and Performing Arts
  - Career Technical Education



Twin Rivers Unified School District: *Inspiring each student to extraordinary achievement every day!*



# Creating the Conditions in the Future

- Continue framing work with MTSS and PBIS to support behaviors
- Build positive healthy relationships between adults and students
- Proving Ground Pilots
- Increase student participation at sites

Twin Rivers Unified School District: *Inspiring each student to extraordinary achievement every day!*



# Questions



Twin Rivers Unified School District: *Inspiring each student to extraordinary achievement every day!*

