

# *Berkeley's 2020 Vision: Equity in Education*

## 2019 Update

---

Presented to the  
Berkeley Unified School District  
Board of Education

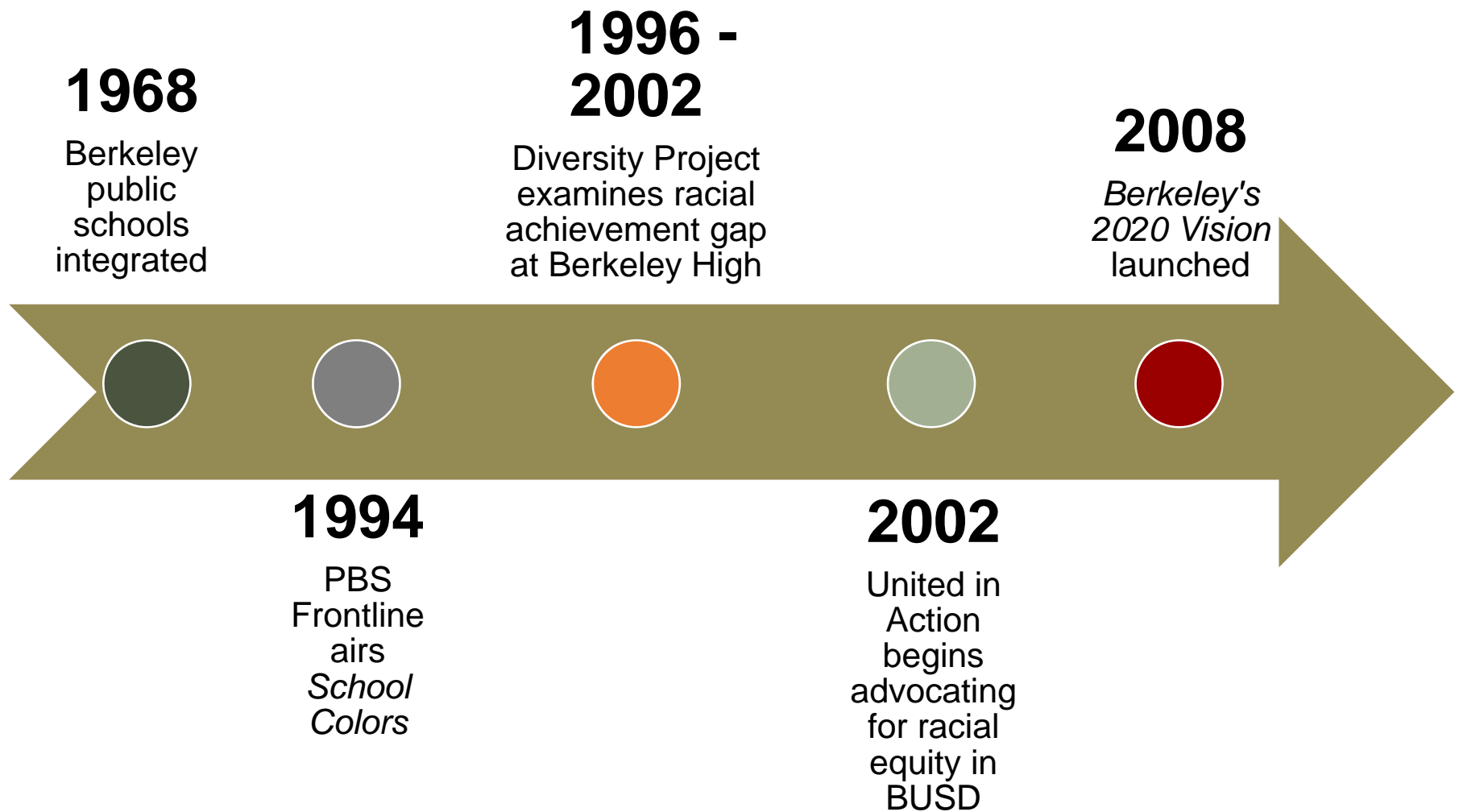
*December 11<sup>th</sup>, 2019*



Introducing Robael Gizachew, 2019-20  
*Berkeley's 2020 Vision/Shinnyo-en Fellow*

# Path to *Berkeley's 2020 Vision*

---



## *2020 Vision's Goal*

---

All young people in Berkeley grow up with equitable opportunities to achieve high outcomes & realize their full potential

**Priority:** Close the opportunity gap for African American & Latinx children & youth

# 2020 Vision Outcomes

---



## Kindergarten Readiness

All children enter kindergarten ready to learn



## Improved Student Attendance

Every student attends school regularly



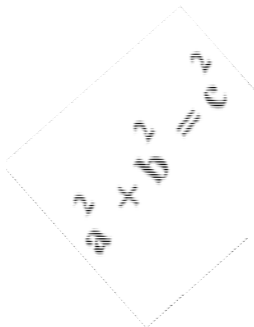
## 3<sup>rd</sup> Grade Reading Proficiency

Every student reads at or above grade level by the end of 3<sup>rd</sup> grade



## College & Career Readiness

Every student is prepared for success in both college and career



## 8<sup>th</sup> Grade Math Proficiency

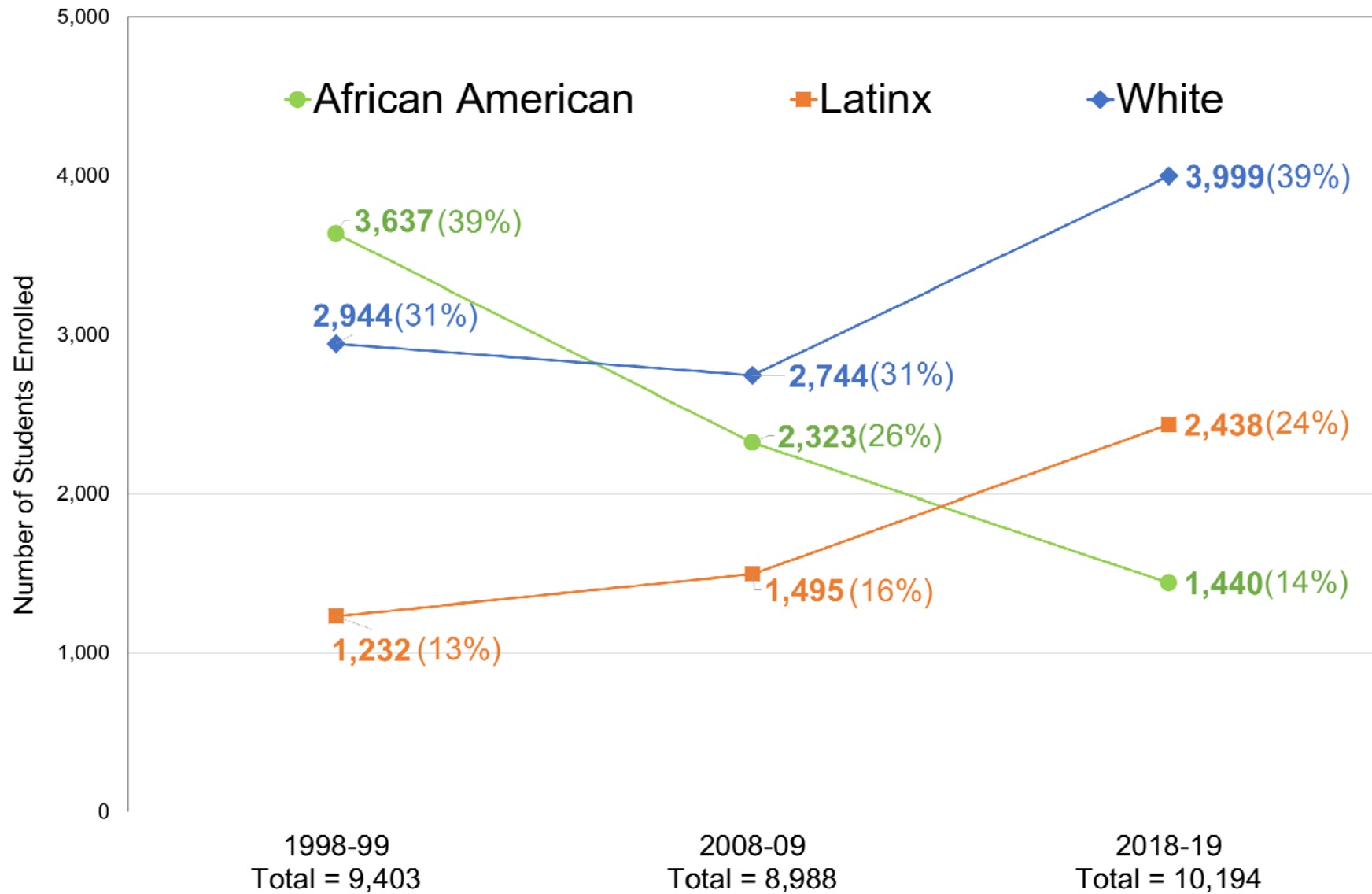
Every student performs math at or above grade level by the end of 8<sup>th</sup> grade



## Family & Community Engagement


Family and community engagement promote the success of all students

# Changing Demographics




# Core Institutional Partners

---



Other partners: community funders, nonprofits, faith-based organizations and more

# Partner Update:



## Highlights:

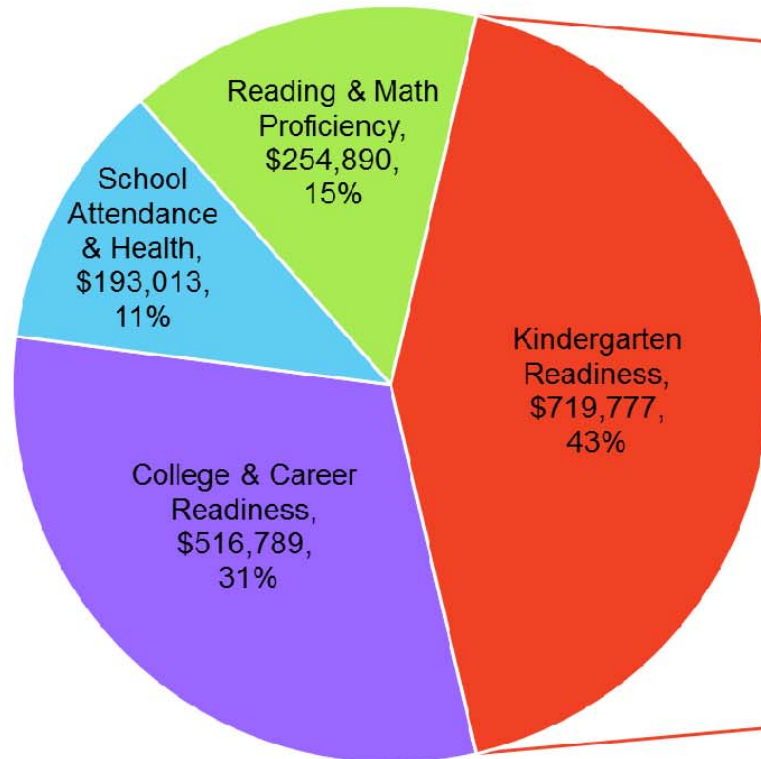
- Head Start Trauma project (\$371K)
- K Readiness assessment pilot \*
- Preschool Attendance project \*
- Math Games pilot \*
- \$1.68M awarded to 24 aligned programs

*\*in partnership with BUSD*

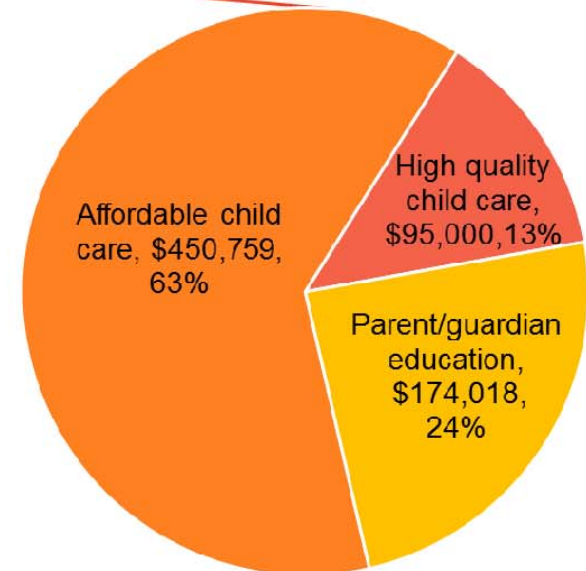


# 2020 Vision Funding FY20-23

Breakdown by  
2020 Vision Outcome Area



Spotlight on  
K Readiness



Total 2020 Vision Funding for FY20 = \$1,684,469

\* Most, but not all grants, were awarded for a four-year cycle. The figures presented here include all funding awarded for the first year of the cycle (FY20).



# Partner Update:



**Berkeley**  
UNIVERSITY OF CALIFORNIA

---


## Highlights:

- Leadership Team, ACT, Work Groups
- BUILD at 11 schools + community agencies
- Destination College Advising Corps
- Grad. School of Ed. - BUSD Partnership
- Chancellor's Community Partnership Fund

## Landscape Update:

- African American Initiative & Securing HSI Status

# Partner Update:



## Highlights:

- Co-chair, C&CR Work Group
- Co-lead, College & Career Week (annual)
- Berkeley Promise
- Early College Credit (*2020 Vision* Fellow)

## Landscape Update:

- System reforms (↑ completions & transfers)
- 2 years of free tuition

## Highlights:

- LCAP Funding (~\$8.3M in FY20)
- Co-chair, C&CR Work Group
- Co-lead, College & Career Week (annual)
- Office of Family Engagement & Equity
- African American Success Project
- *2020 Vision* Math Games

## Landscape Update:

- New 3-year LCAP cycle

# Kindergarten Readiness

## K ACADEMICS

- Recognizes numbers
- Recognizes shapes
- Recognizes letters
- Counts 20 objects
- Writes own first name
- Recognizes rhyming words
- Understands details in literature
- Understands basic features of books

## SELF-REGULATION

- Stays focused
- Follows rules
- Follows directions
- Plays cooperatively
- Participation in circle time
- Handles frustration well

## SOCIAL EXPRESSION

- Eager to learn
- Expresses empathy
- Expresses needs and wants
- Tells about a story/ experience

## MOTOR SKILLS ITEMS

- Uses pencil with proper grip
- General coordination



## Kindergarten Readiness and Later Achievement

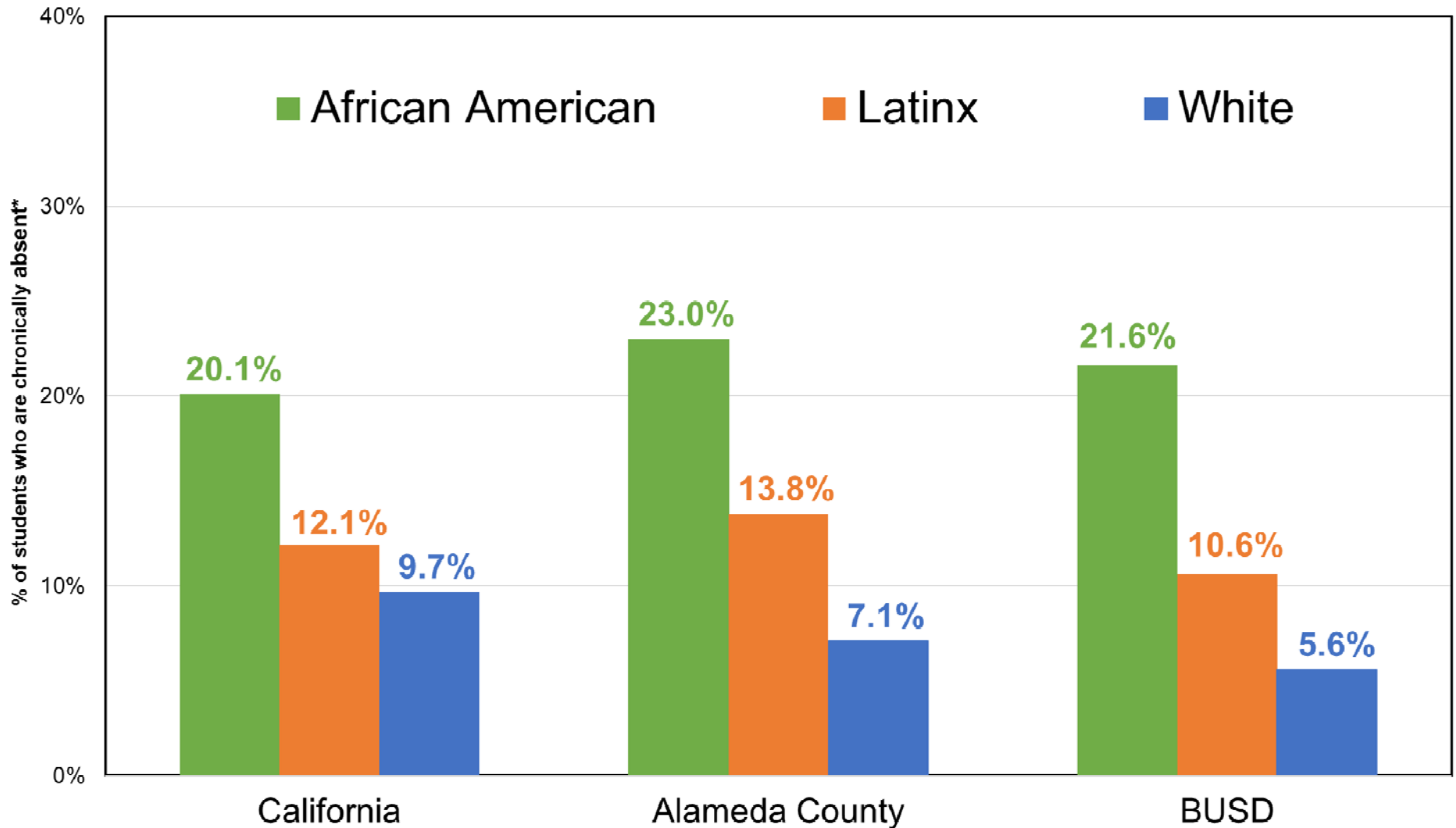
A Longitudinal Study in Alameda County

Comprehensive Report 2018



# Student Attendance

(Measured by Chronic Absenteeism\*)



\*Students are "chronically absent " when they miss more than 10% of school days in a year.  
Data is for the 2017-18 school year.

Source: California Department of Education

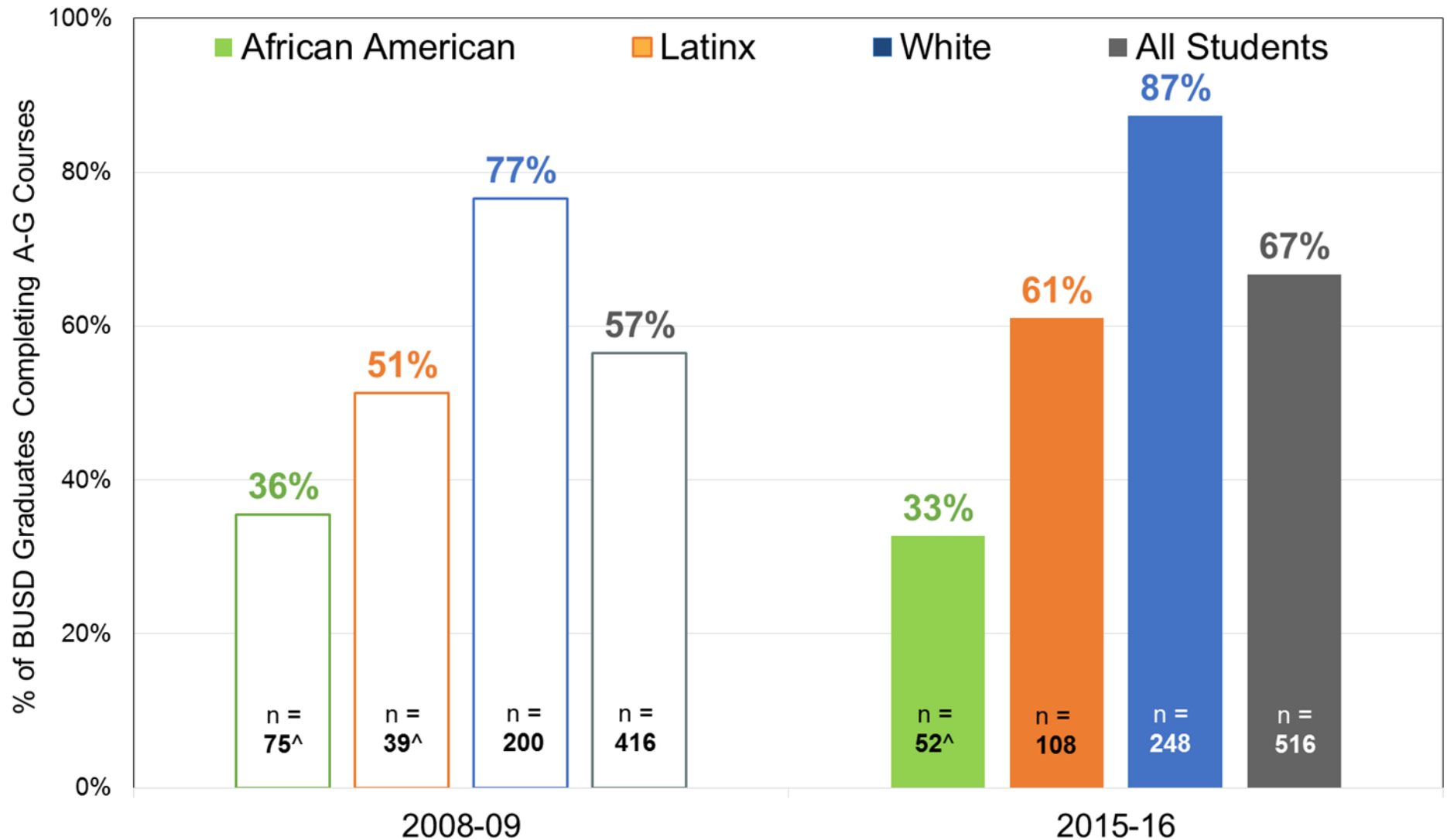
# Reading & Math Proficiency

Indicator Data	African American	Latinx	White
<b>3<sup>rd</sup> Grade Reading Proficiency</b>			
Growth 2015 to 2018 <sup>^</sup>	<b>+8</b>	<b>+19</b>	<b>+4</b>
% at or above proficient in 2018	22%	56%	82%
<b>8<sup>th</sup> Grade Math Proficiency</b>			
Growth 2015 to 2018 <sup>^</sup>	<b>+6</b>	<b>+4</b>	<b>+2</b>
% at or above proficient in 2018	27%	43%	80%

<sup>^</sup>Change in the % of students at or above proficiency between 2015 and 2018. Growth is calculated by subtracting the percentage of students at or above proficient in 2015 from the percentage at or above proficient in 2018.

Source: California Department of Education, Smarter Balanced Assessments (SBA), Math and English Language Arts (ELA), 2015 & 2018

# College & Career Readiness\*\*



\*\* % of BUSD high school graduates who complete the A-G courses required for UC/CSU Eligibility

Source: California Department of Education

n = number of students meeting A-G requirements

^ Note small sample size



# Key Takeaways

---

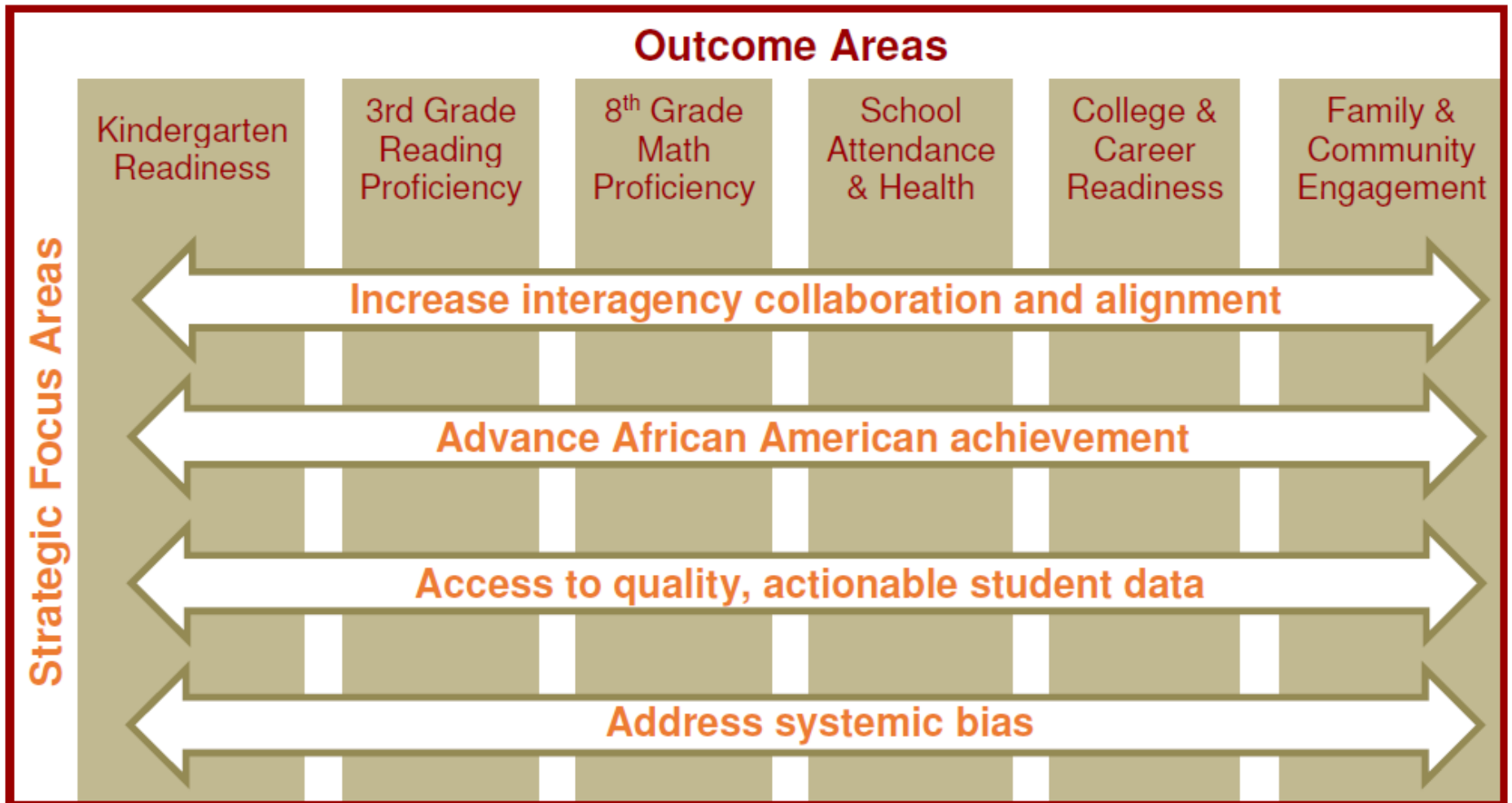
## Challenges:

- Major gaps persist
- Lack of traction advancing the success of African American students
- Limited “best practice” information
- Lack of access to quality data to measure & improve impact

## Accomplishments:

- Signs of progress:
  - small gains for African American students
  - significant gains for Latinx students
- Better aligned & targeted community agency funds
- Promising programs & approaches
- Strong partner commitment

# Strategic Focus Areas for FY20



## *2020 Vision's Milestone Year*

---

- ☐ Share lessons learned
- ☐ Expand community engagement
- ☐ Communicate urgency about closing Berkeley's opportunity gap
- ☐ Present plan for next phase of collaborative work

# Faces of *Berkeley's 2020 Vision*

