



ARCADIA
Unified School District

Imagine • Inquire • Inspire

May 26, 2020

2020-21 May Revise & Budget Update

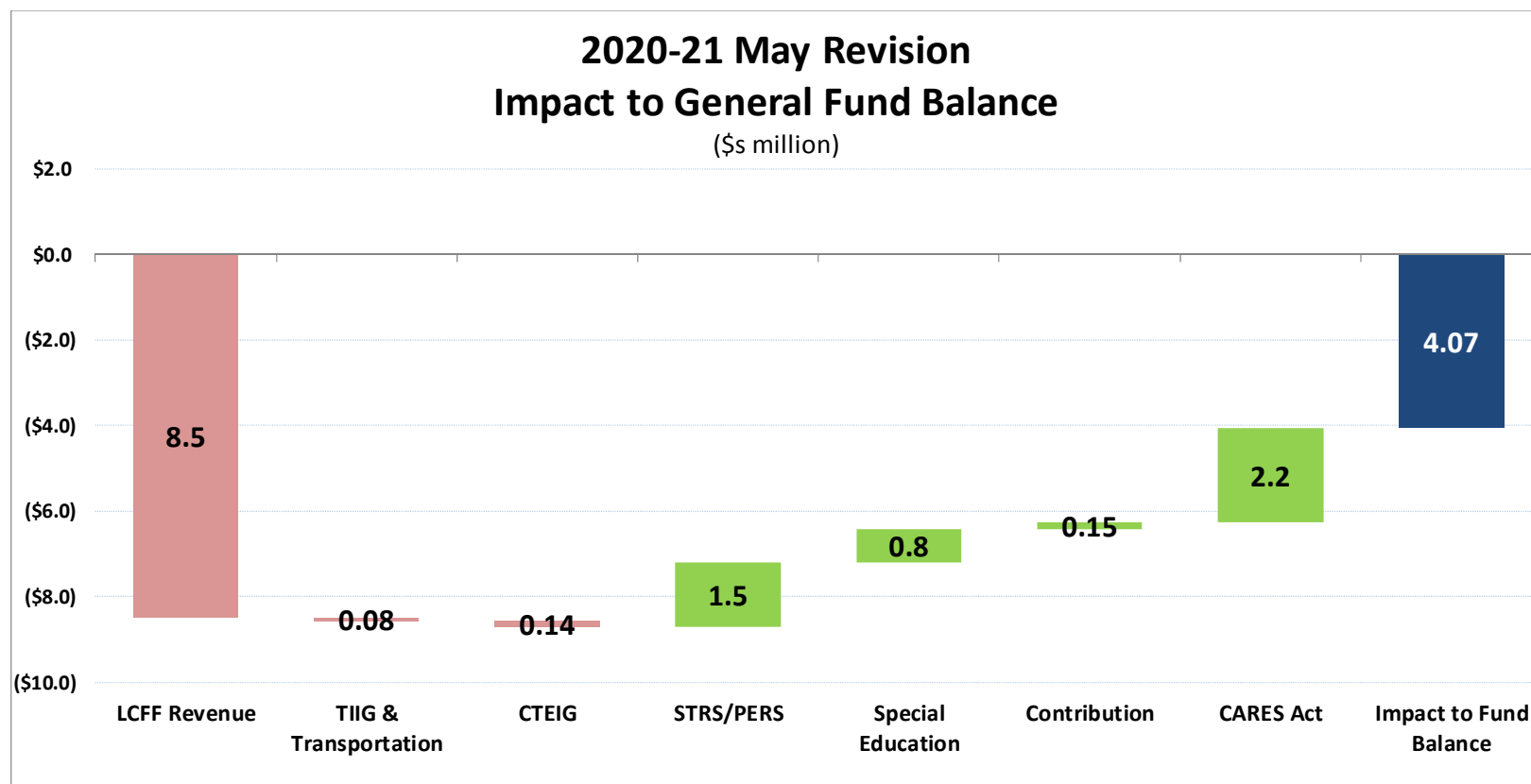
May Revise Overview

2

- **National Economic Outlook**
 - National GDP: Q1 2020 **-4.8%**, Q2 2020 projected **-42.8%**
 - Unemployment: **14.7%** or **23.1M** in April (3.6% or 5.6M in January)
- **California State Outlook**
 - Big Three Tax Revenue projection down **26%**
 - Revenue loss of **\$41.2B** compared to January Budget estimate across current and next fiscal year
- Economic risks tied to COVID-19 therapies/flu season, on-going federal aid, and potential trade “Cold War”

May Revise – Fund Balance Change

3



Key Changes vs. January Budget

4

Overall Net Change **-\$4.1M**

- Effective COLA reduced from 2.29% to -7.92% (**-\$8.5M**)
- TIIG & Transportation (**-\$0.08M**), CTEIG (**-\$0.14M**)
- STRS decreased from 18.4% to 16.15% (**+\$1.2M**)
- PERS decreased from 22.68% to 20.70% (**+\$0.3M**)
- Special Ed funding per ADA increase from \$557 to \$645 (**+\$0.8M**)
- STRS-on-Behalf excluded from RMA contribution (**+\$0.15M**)
- Federal Aid via CARES Act (**+\$2.2M**)
 - Allocated based on Title I (**+\$0.8M**)
 - Allocated based on Special Ed enrollment (**+\$1.4M**)

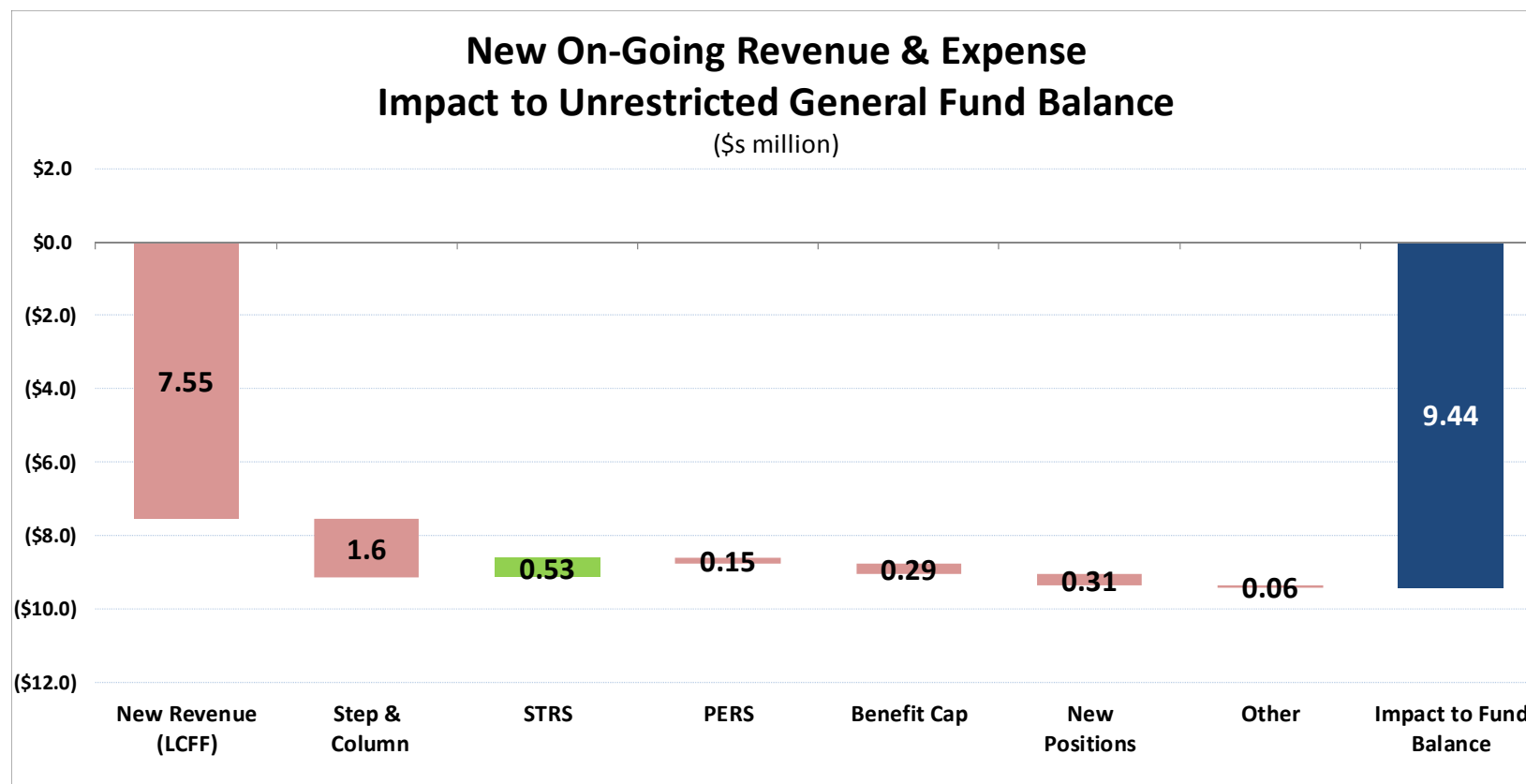
Budget Enhancement Update

5

- Additional Instructional Aides and LVNs to support IEPs (**-\$0.15M**)
- Improvement of **+\$1.5M** in STRS/PERS – shift from enhancement of **-\$1.2M** to reduction of **+\$0.3M**

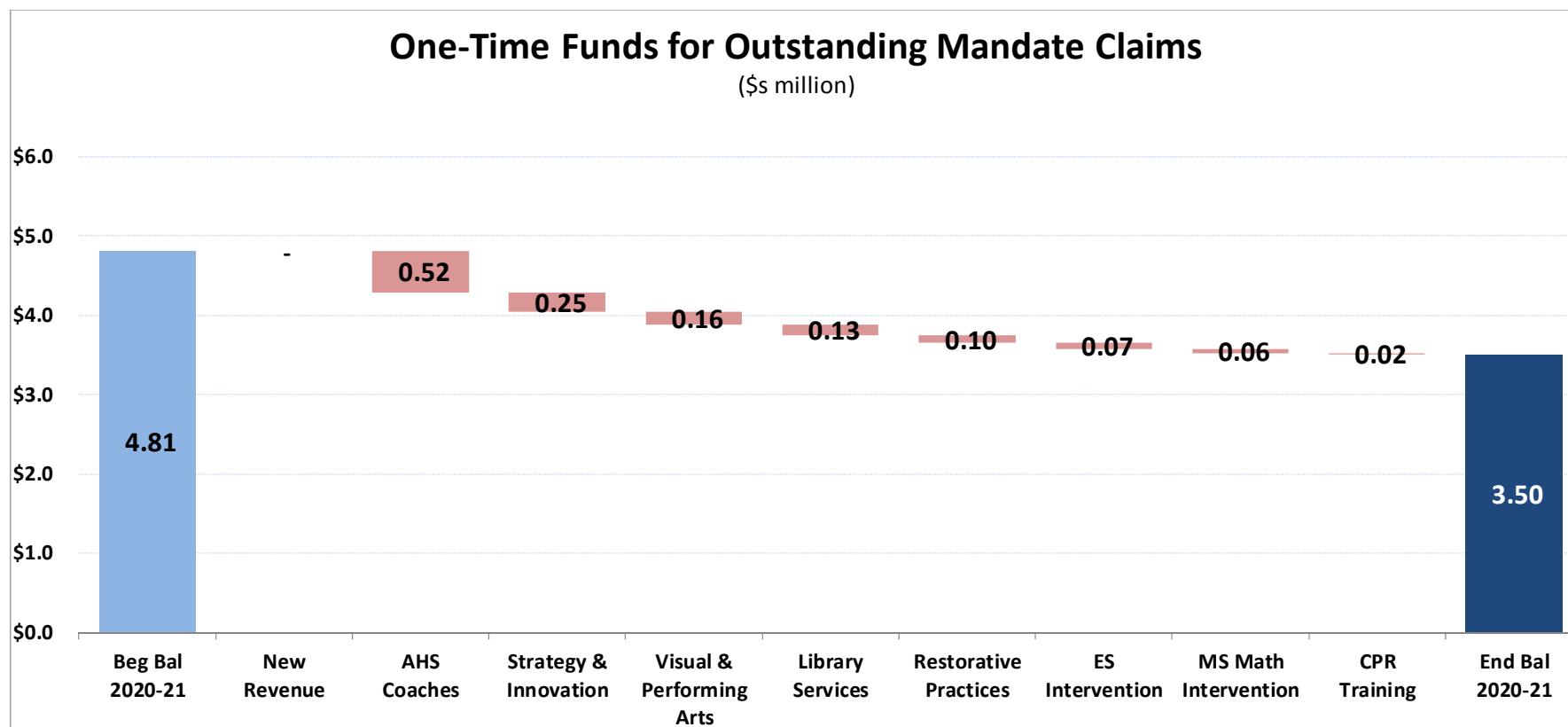
On-Going Revenue & Expense

6



One-Time Revenue & Expense

7





QUESTIONS?