

ELK GROVE UNIFIED SCHOOL DISTRICT

DIVISION OF SAFETY AND SECURITY

ANNUAL SAFETY AND SECURITY IMPACT REPORT 2019 – 2020 SCHOOL YEAR

Report Generated:
07 / 13 / 2020

Report Authors:
Rich Lozano – Assistant Director, EGUSD Division of Safety and Security
Jason Covey – Security Specialist II, EGUSD Division of Safety and Security

TABLE OF CONTENTS

SECTION 1	INTRODUCTION	3
SECTION 2	OVERVIEW: DIVISION STRUCTURE AND FUNCTIONS	6
SECTION 3	IMPACT REPORT SYNOPSIS	10
SECTION 4	EVENT STATISTICS	14
SECTION 5	EVENT TOTALS BY CATEGORY	15
SECTION 6	EVENT TOTALS BY SITE	19
SECTION 7	FOUR YEAR CRIME REPORT COMPARISONS	23
SECTION 8	SPECIAL CATEGORIES EVENT INFORMATION	32
SECTION 9	PROACTIVE TRAINING INITIATIVES FOR COMMUNITY ORIENTED SAFETY AND SECURITY SERVICES	35
SECTION 10	COMMUNITY OUTREACH AND YOUTH SERVICES	39

SECTION 1

INTRODUCTION

Significant Events During the Reporting Period

Over the past four years the Elk Grove Unified School District has built and maintained a comprehensive safety program, which in addition to a law enforcement support component, also includes site safety planning, continued development and utilization of mental health support, extensive training and development of all district staff, and training and development of site safety teams, to name a few. All our efforts were developed with a primary emphasis on supporting other district programs like mental health support and counseling, PBIS and restorative justice.

As background, at the direction of the Superintendent, the Director of Safety and Security and the Deputy Superintendent of Education and Schools conducted a review of the safety, security and Division of Safety and Security policies and procedures employed by the district. As a result of this comprehensive review several recommendations were made to the Superintendent for consideration and approval.

The Superintendent directed that new policies be developed to guide the decision making process for both district administrator and law enforcement when issues of student discipline and/or criminal conduct occur. This action resulted in the development and adoption by the Elk Grove School District Board of Education of BP and AR 5144.3.

The Superintendent, further directed that a new safety and security model be developed that addressed current safety concerns, complied with recent changes in both state and federal laws, complied with the requirements of BP 5144.3 and was economically feasible. A major change in the new model was the removal of all School Resource Officers from the schools and have not had law enforcement officers assigned to individual schools for over a year.

Our law enforcement support team was reassigned from a “site-based” deployment model to a “region-based” deployment model. As you are aware, we have nine regions, with one school resource officer and one safety security specialist assigned to each region as opposed to being assigned to a specific schools.

SECTION 1 – INTRODUCTION (Continued)

In this revised regional approach, safety and security support is provided to all the schools within each region. The middle schools and high schools have campus security staff and the elementary schools have yard duty staff who also provide safety and security support to their schools and to the regional school resource officer and safety security specialist. This new model was approved by the Elk Grove School District Board of Education and implemented during the 19/20 school year.

Under our model, law enforcement is only called to a school when it is required or permitted by our own policies and procedures, which have been reviewed and approved by our legal team and are in compliance with all state and federal laws.

Additionally, The Superintendent required that measures be implemented to assure quality service delivery and full transparency in all safety, security and Division of Safety and Security operations was maintained. This effort has taken four primary forms:

1. The Division of Safety and Security collects data related to incidents occurring on District sites related to crime and conduct. Daily summaries are distributed to Division of Safety and Security staff and law enforcement partners as well EGUSD Executive staff.
2. The Director of Safety and Security provides quarterly statistical reports to the Superintendent on the overall operation of the department with an emphasis on special event categories. Examples of special event categories include Mental Health (WandI 5150) Evaluations, Mental Health Holds (WandI 5150) where a Casualty Report is generated, Threat Assessments, School or Support Center Lockdowns and Student Arrests. These efforts will culminate in an annual statistical report to the Board of Education and the Superintendent.
3. The Director of Safety and Security provide an annual status report to the Board of Education at the conclusion of each school year. The report includes progress measures and goals set for the following year.

SECTION 1 – INTRODUCTION (Continued)

4. The Division of Safety and Security will work with Research and Evaluation to administer an annual survey. The survey is intended to gather feedback from a broad base of stakeholders focused on their level of confidence in services provided. This data will be used for continuous improvement and reported to the Board and the stakeholder groups.

Please find the following annual report information to assist you in gaining a picture of the progress of the Division of Safety and Security over the 2019-2020 school year.

SECTION 2

OVERVIEW: DIVISION STRUCTURE AND FUNCTIONS

EGUSD DIVISION OF SAFETY AND SECURITY – MISSION STATEMENT

To protect life and property and to ensure the academic tranquility of the staff and students of the Elk Grove Unified School District.

The safety of students, staff, and visitors to all schools and support facilities in the EGUSD is the Division of Safety and Security Services' top priority. The Division of Safety and Security works in partnership with Education Services and Schools, Business Services and Facilities, Human Resources, the Sacramento County Sheriff's Office, and Elk Grove Police Department to provide for the protection of people and property, 24 hours a day, seven days a week, 365 days a year.

It is the intention and aspiration that the Division of Safety and Security makes a positive impact on not only the educational community, but the greater shared community. Programs such as the Youth Outreach and Community Outreach initiatives embody the Division's primary desire to work collaboratively with EGUSD staff and members of the community. This work is realized when the Division of Safety and Security is recognized by the community as an ally in enriching the lives of the community's youth population and fostering a positive harmony for education.

JURISDICTIONAL DESCRIPTION

The Elk Grove Unified School District is located in one of the most diverse areas of California. The district covers 320 square miles and includes the communities of Florin, Franklin, Laguna Creek, Laguna West, Rancho Murieta, Sheldon, Sloughhouse, Valley Hi, Vineyard, Wilton, all of the City of Elk Grove and parts of the cities of Sacramento and Rancho Cordova. Students speak more than 110 languages. With an annual average of 63,000 students that attend our schools: 13 percent are African American, <1 percent are American Indian, 23 percent are Asian, 6 percent are Filipino, 26 percent are Hispanic or Latino, 2 percent are Pacific Islander, 21 percent are White and 9 percent are Multiple/No Response.

As EGUSD is located entirely within the County of Sacramento, there are five general law enforcement jurisdictional boundaries that share the District's territory. These include:

SECTION 2 – OVERVIEW: DIVISION STRUCTURE and FUNCTION (Continued)

1. the California Highway Patrol
2. the Elk Grove Police Department
3. the Rancho Cordova Police Department
4. the Sacramento Police Department
5. the Sacramento County Sheriff's Office

Within these jurisdictions the EGUSD operates 42 elementary schools, nine middle schools, nine comprehensive high schools, four alternative education schools, one charter school, one virtual online K-8 program, one special education school and one adult education school. In addition, the district offers preschool programs at 15 school sites, an adult education program and a career training center for adults. Safety and Security Services is responsible for all district schools, support facilities, and their immediate surrounding areas.

ORGANIZATIONAL MAKE UP

The EGUSD Safety and Security Services employs five supervisory positions (Director, Assistant Director, and three Managers), as well as 11 School Security Specialists. Nine School Security Specialists are assigned to support each of the nine regions. One School Security Specialist is assigned to support the Campus Supervisor program (hiring, training and uniforms) as well as the District two-way Radio Program. One School Security Specialist is assigned to the security of the Student Support Center and District Camera Program. There is also one Administrative Assistant III assigned as support for administration.

In July of 2018, the EGUSD Division of Safety and Security began operation of a 24 hour / day dispatch center. There are six dispatchers who work three different shifts. Dispatchers are responsible for taking telephone and two way radio calls for service from EGUSD site and support center employees as well as from community members and law enforcement agencies. Additionally, the dispatchers monitor the district fire and intrusion alarm systems as well as the district camera system.

EGUSD has a Memorandum of Understanding and underlying contracts and agreements with the Sacramento County Sheriff's Office and the Elk Grove Police Department. The Sacramento County Sheriff's Office provides 9 sworn peace officer positions (one Lieutenant, one Sergeant and seven Deputies as School Resource Officers. The Elk Grove Police Department provides 2 Police Officers and combined with the 7 Deputies that cover the nine Comprehensive High School Regions. In addition, the Deputies / Police Officers cover the four Alternative/Continuation High Schools/Assist SARB).

SECTION 2 – OVERVIEW: DIVISION STRUCTURE and FUNCTION (Continued)

SAFETY AND SECURITY SERVICES PROVIDED

EGUSD patrol services are provided 24 hours a day by EGUSD Division of Safety and Security and by our law enforcement partners. They respond to all district schools' calls-for-service, crimes in-progress, threat assessments, crime reports, administrative assistance requests, conflict resolutions, and intrusion/fire alarms. They also provide regular school site checks to deter break-ins, vandalism, trespassing, and peace disturbances.

The Division of Safety and Security and law enforcement partners conduct all follow-up criminal investigations of crimes committed on school district property. In addition, Security and Safety Managers conduct administrative investigations as needed.

The Division of Safety and Security implements several proactive approaches to maintain school safety including, but not limited to, the following: Comprehensive Safe School Plans at every school, Emergency Procedures Guidelines, Emergency Guidelines Flipcharts, closed campuses, monitoring the Catapult EMS Program, and other student and staff safety presentations.

COMPREHENSIVE SAFE SCHOOL PLANS

The Division of Safety and Security provides the management and oversight of 66 total Comprehensive Safe School Plans. California Education Code sections 32280-32289 require each school to prepare an annual Comprehensive Safe School Plan dealing with violence prevention, emergency preparedness, crisis intervention, and student and employee safety. This is accomplished by using a seven-step process:

- Step 1 – Identify school's planning committee members
- Step 2 – Create vision of school
- Step 3 – Gather and analyze data
- Step 4 – Identify areas of change and set major goals
- Step 5 – Write Comprehensive Safe School Plan narrative
- Step 6 – Communicate safety plan to the public
- Step 7 – Evaluate progress and revise plan

The Comprehensive Safe School Plans also need to identify appropriate strategies and programs that will promote school safety and a safe and orderly environment conducive to learning. The following district-wide and/or school specific policies and procedures are included in each plan.

- Emergency Procedures Guidelines
- Child abuse reporting procedures
- School discipline and suspension/expulsion policies
- Procedures to notify teachers of dangerous pupils
- Discrimination, harassment, and bullying policies

SECTION 2 – OVERVIEW: DIVISION STRUCTURE and FUNCTION (Continued)

- School-wide dress codes prohibiting gang-related apparel
- Procedures for safe ingress to and egress from school
- Hate crime reporting procedures
- EGUSD Parent and Student Handbook
- School's Accountability Report Card
- School Evacuation and Reunification Plan

All schools are required to maintain a copy of their Comprehensive Safe School Plan for public viewing upon request. A copy of each school's safety plan narrative is forwarded to the Division of Safety and Security for review and approval and is archived.

EMERGENCY PROCEDURES GUIDELINES

The purpose of the Emergency Procedures Guidelines is to provide guidance to EGUSD officials, school site administrators, and program managers as to the appropriate management of personnel and material resources in the event of an emergency or disaster. It is divided into two sections: 1) School Emergency Procedures and 2) District Emergency Procedures. A copy of the Emergency Procedures Guidelines is maintained in the Comprehensive Safe School Plan for each school.

Emergency Guidelines Flipcharts were designed to synopsise the Emergency Procedures Guidelines and to give immediate guidance to teachers, staff, and support personnel. The yellow Emergency Guidelines Flipchart is designed specifically for the school setting and has been placed in every classroom, school office, gymnasium, multi-purpose room, library, etc. The orange Emergency Guidelines Flipchart is designed to support the business and administrative staff within the school district and has been provided to the Education Center and every department within the district.

The Division of Safety and Security developed Evacuation and Reunification Procedures. These procedures provide a systematic and safe evacuation of a school site, an efficient and timely reunion of students with their parents/guardians, and an accounting of all students and staff after a major event. A non-tactical overview of the Evacuation and Reunification Procedures is included in each school's Comprehensive Safe School Plan.

SECTION 3

IMPACT REPORT SYNOPSIS

This report – the EGUSD Annual Division of Safety and Security Impact Report, 2019 – 2020 School Year – encapsulates the Division's activities, trends, and collaborative partnerships, both within and outside the District, including the Sacramento County Sheriff's Office (SSO) and the Elk Grove Police Department (EGPD).

Please bear in mind that there are two primary objectives of the Impact Report: first, to report on all Division of Safety and Security activity over the last school year with absolute transparency, and second to illustrate the ways in which the Division of Safety and Security provides a valuable service to the communities that comprise the EGUSD; that Division of Safety and Security contributes to the community in a meaningful, positive manner.

To that end, the Impact Report is organized into the following sections:

Introduction

A background summary of the need and subsequent policies that brought about the generation of an annual Division of Safety and Security annual report. Also included is establishing information as to the method in which the Division collects activity data.

Overview – Division Structure and Functions

Contains the Division of Safety and Security mission statement, the jurisdictional description, the organizational structure and function, and law enforcement services provided.

Impact Report Synopsis

Provides descriptions and explanations of the information included within the Impact Report.

Event Statistics

Delivers a numerical representation via percentages of the events (calls-for-service) that the Division of Safety and Security engaged in and reports generated during the 2019-2020 school year. The various statistical categories illustrate the current climate of the EGUSD's youth population, as it relates to criminal activity, threats to life and a peaceful educational environment, and the general safety and security of staff and students. Furthermore, event statistics identify resulting response action taken by the Division of Safety and Security to satisfy calls-for-service.

SECTION 3 – IMPACT REPORT SYNOPSIS (Continued)

Event Totals by Category

Provides a “raw-numbers” numerical count of the Division of Safety and Security events responded to and reports taken during the 2019-2020 school year. The event categories are tracked and examined by increasingly specific criteria. This information is a valuable factor in determining how to best respond to the needs of the EGUSD community, the primary focus being to ensure the safety and security of the staff and students.

Event Totals by Site

Gives an alternative view, based on the EGUSD site, of the “raw-numbers” numerical count of the events the Division of Safety and Security responded to. This information is beneficial to identify trends where Division of Safety and Security is most needed. Furthermore, identification of trends assists with wise planning and allocation of resources in order to be proactive in problem solving, as opposed to reactive.

Four Year Event and Special Categories Comparisons

Via data-graph representation, this section will provide a visual illustration of formal law enforcement reports generated during a standard calendar year and how that data compares to the prior four years. This information is valuable in determining the trends in which different types of crimes affect the EGUSD community. Furthermore, this information is vital in determining appropriate proactive measures in which to ensure the safety and security of the EGUSD’s staff and students.

Special Category Demographics

Special Category events / reports are incidents in which a higher level of law enforcement action is employed. These incidents result in formal law enforcement reports being generated and often require that the detainment of a person is necessary, to ensure the safety and security of EGUSD community. Because it is vitally important to maintain impeccable ethical standards of fair and unbiased treatment of all people, Special Category demographics are tracked and presented for transparent examination and consideration.

Proactive Training Initiatives for Community Oriented Safety and Security Services

Regarding on-campus, front-line safety and security, Division of Safety and Security staff are charged with the primary mission of maintaining the safety and security of the institution. Of course the most effective method in which to realize this mission is to work collaboratively, via positive and proactive initiatives, with the staff, students, student’s caretakers, and the general community. To that end, Division of Safety and Security conducts numerous training events throughout the year – training disseminated to Division of Safety and Security staff members, and at times all District staff. Training subjects include: community based service, fair and equitable treatment of all people at all times, understanding human behavior, principals of sound proactive site security, emergency response procedures, and youth mentoring.

SECTION 3 – IMPACT REPORT SYNOPSIS (Continued)

Community Outreach and Youth Services

The Division of Safety and Security's Community Outreach and Youth Services initiatives include close partnerships with the Sacramento County Sheriff's Office, most notably the SSO Youth Services Unit. The mission of the Community Outreach and Youth Services initiative work collaboratively with community partners to enrich the lives of the District's youth, through positive influence of example and mentoring.

Embedded within this mandate is the objective that this outreach effort with engender a desire for education and a deterrent to engage in youth violence. To that end, Division of Safety and Security regularly conducts youth activities designed to encourage growth, both emotional and academic. Furthermore, Division of Safety and Security outreach involves and mentors local youth through social, educational, recreational, and leadership activities, which will deter crime, increase self-esteem, and promote a positive relationship with law enforcement.

EVENT CATEGORIES, EVENT TYPES, AND REPORT TYPES – EXPLANATIONS

Events

The Division of Safety and Security engages in many different activities during a seven-days-a-week period, or in a more focused view, a 24 hour day. These activities occur during school hours, off hours, and at after-school functions and athletic events. These activities include interactions with students, parents, school staff, and the general community.

The Division of Safety and Security provides general EGUSD property patrol; and patrol operations are conducted in cooperation and coordination with outside agencies. Most of these activities are routine in nature and do not rise to the level of documentation. Some, as will be described in the following section, rise to the level of formal law enforcement reports while others are documented as recorded "events".

Division of Safety and Security events are computer file synopses of meaningful calls-for-service and other activities that are more than routine in nature but, in general, do not rise to the level of a formal report. The event categories include Reports, Admin Assist, Assist Citizen/Student, Assist Outside Agency, Fire Alarm, Intrusion Alarm, Canine Program, Peace Disturbance, Further Investigation, Information Received/Be On The Lookout (BOLO), Special Assignment (SPAS)/Directed Patrol, Suspicious Circumstance/Person, Truant, Threat Assessment, Vandalism (No Report), and Miscellaneous.

Major Report Categories

The Division of Safety and Security responds to numerous calls-for-service and activities on a daily basis. Some of these calls-for-service and activities rise to the level where law enforcement reports are necessary to document a crime or a special circumstance. These reports are broken down into four major categories; Person Crime Reports, Property Crime Reports, Other Crime Reports, and Non-Crime Reports.

SECTION 3 – IMPACT REPORT SYNOPSIS (Continued)

Person Crime Reports

Person Crime Reports are considered to be the highest priority of reports and have the most impact on EGUSD's students, staff, and visitors. They represent criminal acts that affect the immediate safety and welfare of individuals. They include physical assaults (misdemeanor and felony), sexual assaults, robberies, kidnappings, and murders.

The Division of Safety and Security has continued increased patrols in and around the District's high schools and middle schools where these crimes were most frequent. School Resource Officers work with their schools' administrations to recognize and diffuse circumstances that could escalate into criminal behavior.

Property Crime Reports

Property Crimes have more of a fiscal impact on EGUSD, its students, staff, and visitors. They include acts such as arson, burglary, theft, and vandalism. The Division of Safety and Security has continued increased patrols around the schools, especially during off-hours when these types of crimes most frequently occur. Community outreach and the We-Tip Program were instituted to encourage neighbors and witnesses to report suspicious circumstances and crimes. The Division of Safety and Security also sends out educational correspondence to the schools instructing them how to better safeguard their sites.

Other Crime Reports

Other Crime Reports are second in importance to Person Crime Reports. Other Crime Reports include criminal threats, weapon possession, controlled substances, and school disruptions. Similar to Person Crimes, the Other Crimes continued at its lowest level with 47 reports in 2014.

Non-Crime Reports

During the Division of Safety and Security's response to calls-for-service and other activities, there are circumstances encountered that, while not rising to the level of a criminal act, require documentation with a law enforcement report. This category is called Non-Crime Reports which includes documentation of significant non-crime incidents, missing and found persons, injuries, vehicle accidents, etc.

SECTION 4 EVENT STATISTICS

EVENT NUMBERS ASSIGNED

07/01/2019 – 12/31/2019: **192394 –195004** 01/01/2020 – 06/30/2020: **200001 – 203014**

EVENT TOTALS

07/01/2019 – 12/31/2019: **2610 EVENTS** 01/01/2020 – 06/30/2020: **3013 EVENTS**

2019 – 2020 SCHOOL YEAR TOTAL EVENTS: **5623 EVENTS**

	Total Number of Events	Percentage of Total Events
■ Events resulting in the generation of a formal law enforcement report :	294	5 %
■ Events resulting in an arrest (student and non-student):	26	0.4 %
■ Events that were Special Assignment / Directed Patrol details (proactive / preventative crime prevention activities):	2647	47 %
■ Events that were Administration Assistance (Admin. Assist) calls of various types:	432	7.6 %
■ Events that were Peace Disturbances of various types (verbal fights, physical fights, noise complaints, trespassing):	158	2.8 %
■ Events that were student mental health evaluations to prevent self-harm:	234	4 %
■ Events that were mental health evaluations that led to mental health treatment rendered / mental health resources provided :	224	4 %
■ Events where a sworn peace officer determined that a subject was a danger to themselves or others, initiated a mental health hold , and transported the subject to a mental health facility for treatment:	80	1.4 %
■ Events that were Threat Assessment investigations (information received of a threat against a school / site, investigation conducted to determine the credibility of the threat):	112	2 %
■ Events that involved property damage / asset loss (burglaries, vandalism):	70	1.2 %

SECTION 5 EVENT TOTALS BY CATEGORY

EVENT TYPE	OCCURRENCES
REPORT	294
ADMIN ASSIST	432
ASSIST CITIZEN / STUDENT	77
ASSIST OUTSIDE AGENCY	82
ALARM FIRE – TOTAL ALARMS	77
ALARM INTRUSION – TOTAL ALARMS	1102
PEACE DISTURBANCES	158
INVESTIGATIONS	42
INFORMATION RECEIVED / BE ON THE LOOKOUT (BOLO)	224
MISSING PERSON (NO REPORT)	44
SPECIAL ASSIGNMENTS (SPAS) / DIRECTED PATROL	2647
SUSPICIOUS CIRCUMSTANCES / PERSON	252
THREAT ASSESS	112
VANDALISM (NO REPORT)	18
MISCELLANEOUS	62
CANCELLED EVENT NUMBER	0
TOTAL NUMBER OF EVENTS	
5623	

SECTION 5 – EVENT TOTALS BY CATEGORY (Continued)

EXPANDED CATEGORIES

EVENT TYPE	OCCURRENCES
REPORT	294
ARSON	3
ASSAULT / BATTERY	25
BRANDISHING / POSSESSION OF A WEAPON	11
BURGLARY (STRUCTURE / VEHICLE)	36
CASUALTY – 5150 HOLDS	79
CASUALTY – NOT 5150	1
CHILD ABUSE	2
DRUG / ALCOHOL	3
INFO / INCIDENT	47
MISSING PERSON	14
ROBBERY	6
SEXUAL ASSAULT	6
TERRORIST THREATS	2
THEFT	11
VANDALISM	20
VEHICLE COLLISION	1
MISCELLANEOUS (ALL OTHER CRIME TYPES)	27
ADMIN ASSIST	432
5150 EVALUATION (DOES NOT INCLUDE 5150 HOLDS)	154
PARENT CONCERN	8
DEFIANT STUDENT	53
HOSTILE PARENT	19
CUSTODY ISSUE	23
INAPPROPRIATE CONDUCT (STUDENT)	48
INAPPROPRIATE CONDUCT (EMPLOYEE)	1
WELFARE CHECK – STUDENT	28
MISCELLANEOUS	98
ASSIST CITIZEN / STUDENT	77
MEDICAL ASSIST	42
VEHICLE COLLISION	15
MISCELLANEOUS	20
ASSIST OUTSIDE AGENCY	82
WELFARE CHECK (NSR: CHILD ABUSE REPORTS, CPS)	11
MISC.	30
STUDENT INFO REQUESTS	41

SECTION 5 – EVENT TOTALS BY CATEGORY (Continued)

ALARM FIRE – TOTAL ALARMS	77
<i>ALARM FIRE – CAUSED BY STUDENT MISCONDUCT</i>	1
<i>ALARM FIRE 933F – MECHANICAL MALFUNCTION</i>	21
<i>ALARM FIRE 933F – HUMAN ERROR</i>	14
<i>ALARM FIRE 933F – UNKNOWN REASON</i>	41
ALARM INTRUSION – TOTAL ALARMS	1102
<i>ALARM INTRUSION – UNKNOWN REASON</i>	934
<i>ALARM INTRUSION – HUMAN ERROR</i>	162
<i>ALARM INTRUSION – MECHANICAL MALFUNCTION</i>	6
PEACE DISTURBANCE	158
<i>INCORRIGIBLE JUVENILE</i>	30
<i>NOISE COMPLAINANT</i>	5
<i>ON CAMPUS FIGHT</i>	25
<i>OFF CAMPUS FIGHT</i>	18
<i>TRESPASSING</i>	60
<i>VEHICLE</i>	3
<i>VERBAL FIGHT</i>	12
<i>MISCELLANEOUS</i>	5
INVESTIGATIONS	42
<i>FURTHER INVESTIGATION / FOLLOW-UP</i>	14
<i>INCIDENT (ADMINISTRATIVE)</i>	1
<i>INTERNAL INVESTIGATION (EMPLOYEE CONFIDENTIAL)</i>	16
<i>INTERNAL INVESTIGATION (STUDENT INCIDENT)</i>	1
<i>MISCELLANEOUS</i>	10
<i>THREAT ASSESS FOLLOW UP</i>	0
INFO RECEIVED / BOLO	224
<i>THEFT</i>	8
<i>STRANGER DANGER</i>	11
<i>CHILD ABUSE COMPLAINT (SCHOOL RELATED)</i>	1
<i>CHILD ABUSE COMPLAINT (NOT SCHOOL RELATED)</i>	57
<i>OFF CAMPUS FIGHT</i>	3
<i>MISCELLANEOUS</i>	144
MISSING PERSON (NO REPORT)	44
<i>MISSING CHILD 920A</i>	1
<i>MISSING CHILD 920C</i>	14
<i>MISSING JUVENILE 920J</i>	29

SECTION 5 – EVENT TOTALS BY CATEGORY (Continued)

SPAS / DIRECTED PATROL	2647
DISTRICT PATROL, SITE CHECKS	2552
FIRE WATCH	45
SECURITY DETAIL (VANDAL WATCH, ASSET PROTECT.)	42
SECURITY DETAIL (BUILDING SECURITY)	8
SECURITY DETAIL (BUILDING SECURITY-TRIGG CENTER)	257
Counting only 1 watch per day	
SPECIAL EVENT MANAGEMENT	0
MISCELLANEOUS	0
SUSP. CIRC. / PERSON	252
SUSPICIOUS PERSON (925)	146
SUSPICIOUS CIRCUMSTANCES (927)	49
SUSPICIOUS VEHICLE (917)	11
SUSPICIOUS VEHICLE, OCCUPIED (917A)	32
INCOMPLETE 911 CALL (952)	14
THREAT ASSESS	112
THREAT AGAINST PERSON	24
THREAT AGAINST SCHOOL	31
THREAT MADE BY NON-STUDENT	9
THREAT INVOLVING WEAPONS (INCLUDING FIREARMS)	55
MISCELLANEOUS	46
VANDALISM (NO REPORT)	18
MISCELLANEOUS	62
EGUSD SCHOOL BUS INVOLVED VEHICLE COLLISION	15
CANCELED EVENT NUMBER	0
	TOTAL NUMBER OF EVENTS
	5623

Please note:

The Primary "Event Type" information should be recognized as being correct, however that number may differ from the sum totaled by a count of the subcategories. The discrepancy is caused due to some events being classified with two or more event types. Also, subcategories types are continuously evolving due to current trend-based information needs – some categories may not have been specifically tracked during all months in the school year.

SECTION 6 EVENT TOTALS BY SITE

6 MONTH SAMPLE: JANUARY 2020 – JUNE 2020

Please note:

After the 2013-2014 School Year, tracking Event Totals by Site was discontinued. During the 2019-2020 School Year it was determined by the Division of Safety and Security Director that Event Totals tracking by site was a valuable metric and a protocol was established to report on the collection of that data, starting with the month of January, 2020. It is the intention of the Division of Safety and Security to present a full 12 months of site-focused Event Totals data in subsequent Annual Impact Reports.

LEGEND

RPT = REPORT	ALI = INTRUSION ALARM	SUSP = SUSPICIOUS CIRC/ PERSON
AA = ADMIN ASSIST	PD = PEACE DISTURBANCE	TA = THREAT ASSESS
ACS = ASSIST CITIZEN/ STUDENT	INF = INFO RECEIVED	VAN = VANDALISM, NO REPORT
AOA = ASSIST OUTSIDE AGENCY	MP = MISSING PERSON	
ALF = FIRE ALARM	SPAS = SPECIAL ASSIGNMENT	

Please note:

The data represented in the following grids will not match the total number of events described in the “EVENT TOTALS” and “EVENT TOTALS WITH EXPANDED CATEGORIES” sections of this report. This is due to the method in which events are defined for this section – any individual Division of Safety and Security action at a site is counted as an event. EX: Field Unit generates a Site Check Event, but patrols a site multiple times during their watch. Each patrol is tabulated as a separate event (for this section only.)

ELEMENTARY SCHOOLS

EVENT TYPE ► EGUSD SITE ▼	1 RPT	2 AA	3 ACS	4 AOA	5 ALF	6 ALI	7 PD	8 INF	9 MP	10 SPAS	11 SUSP	12 TA	13 VAN	TOT EVT
ADREANI	0	0	0	0	1	10	0	0	0	22	13	0	0	46
BATEY	0	0	0	0	0	25	0	0	0	69	0	0	0	94
BEITZEL	0	1	0	1	0	1	1	0	0	55	2	0	0	61
BUTLER	0	1	0	0	0	1	0	1	0	63	0	0	0	66
CARROLL	1	1	0	0	0	6	1	2	0	55	11	0	2	79
CASE	0	3	0	0	1	4	1	0	0	13	2	0	0	24
CASTELLO	0	1	0	0	0	1	5	0	0	121	0	0	0	128
COSUMNES RIVER	0	0	0	0	0	1	0	0	0	35	0	0	0	36
DILLARD	1	0	0	0	0	5	2	0	0	19	3	0	0	30
DONNER	0	0	0	0	0	2	2	0	0	62	2	0	12	78
EHRHARDT	1	1	0	0	0	2	2	1	1	78	0	0	0	86

SECTION 6 – EVENT TOTALS BY SITE (Continued)

ELK GROVE	0	2	0	0	0	1	2	0	0	62	0	0	0	67
ELLIOT RANCH	0	0	0	0	0	8	6	0	0	8	4	0	0	26
FEICKERT	0	0	1	0	0	12	2	0	0	44	1	0	1	61
FITE	0	2	1	0	1	3	0	1	0	87	0	0	1	96
FLORIN	0	1	0	0	1	8	0	1	0	69	3	0	1	84
FOULKES RANCH	1	0	0	0	1	7	0	0	0	56	1	0	0	66
FRANKLIN	0	2	0	0	0	4	1	1	0	63	3	0	0	74
HEIN	1	1	0	0	3	7	1	0	0	24	1	0	0	38
HERBURGER	0	1	1	1	1	5	0	0	0	34	0	0	0	43
KIRCHGATER	0	1	0	0	3	4	0	0	0	84	2	0	0	94
LEIMBACH	0	1	0	0	0	4	0	2	0	9	0	0	0	16
MACK	3	1	0	0	0	8	1	1	0	22	3	0	0	39
MARKOFER	0	1	1	0	0	3	4	0	0	32	2	0	0	43
MCGARVEY	0	1	0	0	1	4	2	0	0	7	0	0	0	15
MCKEE	0	2	0	0	0	3	2	2	0	31	3	0	0	43
MIX	1	3	0	0	0	0	0	0	0	84	1	1	0	90
MORSE	3	2	0	0	0	17	2	1	0	83	0	1	0	109
PLEASANT GROVE	1	0	0	0	0	7	0	2	0	66	0	0	0	76
PRAIRIE	0	1	0	0	0	4	0	0	0	25	2	0	0	32
REESE	0	1	1	1	0	9	2	1	0	109	6	0	0	130
REITH	2	1	0	0	0	26	2	1	0	38	1	0	1	72
SIERRA ENTERPRISE	1	0	0	0	0	3	0	1	0	25	2	0	0	32
SIMS	1	4	0	0	0	6	0	3	0	56	1	0	1	72
STONE LAKE	0	2	0	0	0	10	0	1	1	42	2	0	0	58
SUNRISE	0	3	0	0	0	8	1	1	0	81	0	0	0	94
TSUKAMOTO	0	1	0	0	0	2	1	0	0	62	0	0	0	66
UNION HOUSE	1	4	0	0	0	9	0	1	0	15	1	0	0	31
WEST	0	0	2	2	0	6	1	1	0	74	1	0	0	87
ZEHNDER RANCH	0	4	0	0	0	2	3	0	0	64	0	0	0	73

SECTION 6 – EVENT TOTALS BY SITE (Continued)

MIDDLE SCHOOLS														
EVENT TYPE ► EGUSD SITE ▼	1 RPT	2 AA	3 ACS	4 AOA	5 ALF	6 ALI	7 PD	8 INF	9 MP	10 SPAS	11 SUSP	12 TA	13 VAN	TOT EVT
ALBIANI	0	6	0	0	3	4	0	3	0	93	0	1	0	110
EDDY	2	4	0	0	1	16	1	1	2	125	0	1	0	153
HARRIS	3	4	0	0	0	6	0	1	0	111	1	1	2	129
JACKMAN	2	4	0	0	0	17	0	1	0	42	2	0	1	69
JOHNSON	2	2	1	0	0	40	0	2	2	69	15	1	0	134
KERR	3	3	0	0	0	30	2	3	0	83	3	0	1	128
PINKERTON	7	7	1	1	0	11	1	2	0	63	2	1	1	87
RUTTER	5	10	0	1	0	39	3	6	1	133	6	4	0	208
SMEDBERG	3	5	0	7	0	19	1	4	2	122	1	0	0	164

HIGH SCHOOLS														
EVENT TYPE ► EGUSD SITE ▼	1 RPT	2 AA	3 ACS	4 AOA	5 ALF	6 ALI	7 PD	8 INF	9 MP	10 SPAS	11 SUSP	12 TA	13 VAN	TOT EVT
COSUMNES OAKS	6	2	0	1	2	17	1	6	2	63	5	5	1	110
ELK GROVE	7	2	1	1	1	14	6	4	0	124	2	3	0	165
FLORIN	7	8	1	0	1	17	3	1	0	321	14	1	1	375
FRANKLIN	5	9	1	4	1	21	4	10	0	117	3	1	0	176
LAGUNA CREEK	3	9	1	3	0	14	5	5	1	165	3	1	1	211
MONTEREY TRAIL	7	7	2	1	0	6	3	7	0	141	3	0	1	175
PLEASANT GROVE	6	11	0	2	0	17	4	11	0	155	0	4	0	210
SHELDON	11	5	1	1	1	47	2	1	0	211	5	1	2	288
VALLEY	5	9	1	0	0	21	3	0	0	110	5	1	1	156

SECTION 6 – EVENT TOTALS BY SITE (Continued)

ALTERNATIVE EDUCATION														
EVENT TYPE ▶ EGUSD SITE ▼	1 RPT	2 AA	3 ACS	4 AOA	5 ALF	6 ALI	7 PD	8 INF	9 MP	10 SPAS	11 SUSP	12 TA	13 VAN	TOT EVT
BAKER	0	2	0	0	0	3	0	0	0	47	0	0	0	52
CALVINE	0	2	0	0	0	6	2	1	0	37	1	0	0	49
DAYLOR	0	0	0	1	0	4	0	3	0	10	1	0	0	19
LAS FLORES	0	0	0	0	0	0	3	1	0	2	2	0	0	8
RIO CAZADERO	3	0	0	1	0	1	1	0	0	31	1	0	0	38
EGACE	0	0	0	0	0	8	0	0	0	10	2	0	0	20
SCOE	0	0	0	0	0	0	0	0	0	0	0	0	0	0

SUPPORT FACILITIES														
EVENT TYPE ▶ EGUSD SITE ▼	1 RPT	2 AA	3 ACS	4 AOA	5 ALF	6 ALI	7 PD	8 INF	9 MP	10 SPAS	11 SUSP	12 TA	13 VAN	TOT EVT
STUDENT SUPPORT CENTER	3	0	0	0	0	1	0	0	0	1125	0	0	0	1129
TRIGG	0	0	0	0	0	4	1	0	0	312	0	0	0	317

SECTION 7

FOUR YEAR CRIME REPORT COMPARISONS

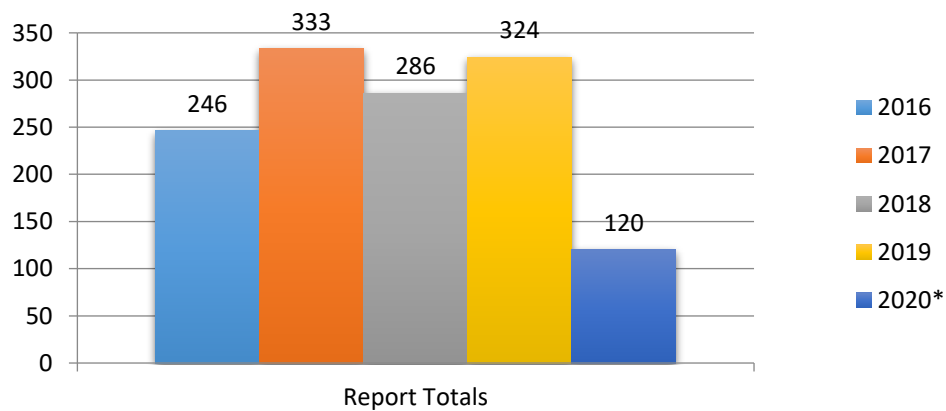
Please note:

Four complete calendar years of crime report data is presented in the following graphs.

A fifth year – 2020 – is also presented for comparison though the year is only half complete.

ALL REPORTS

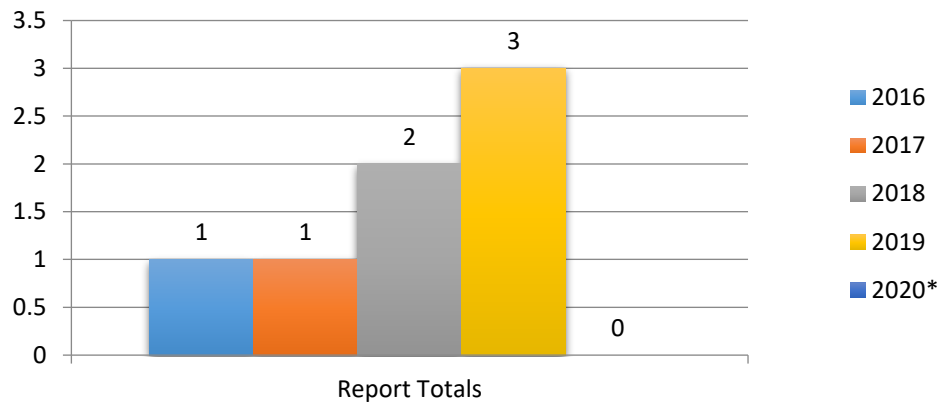
2016 - 2020 TOTAL CRIME REPORTS	2016	2017	2018	2019	2020*
Report Totals	246	333	286	324	120
% Change From Previous Year		35%	-14%	13%	-63%



SECTION 7 – FOUR YEAR CRIME REPORT COMPARISONS (Continued)

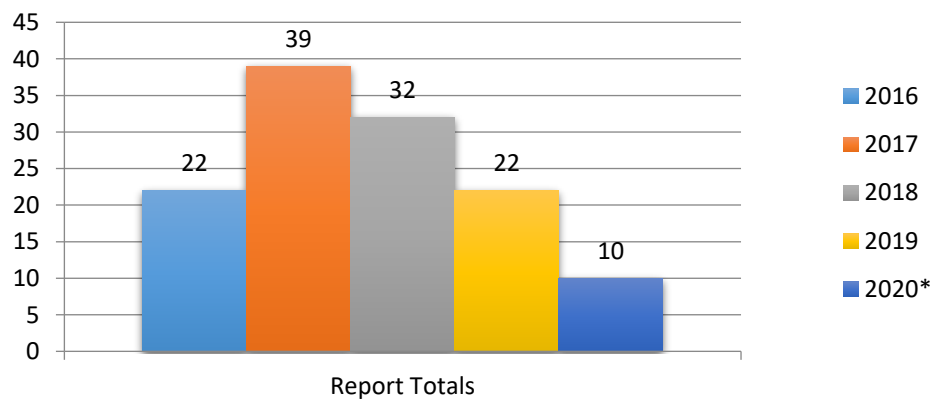
ARSON

2016 - 2020 ARSON REPORTS	2016	2017	2018	2019	2020*
Report Totals	1	1	2	3	0
% Change From Previous Year		0%	100%	50%	-100%



ASSAULT / BATTERY

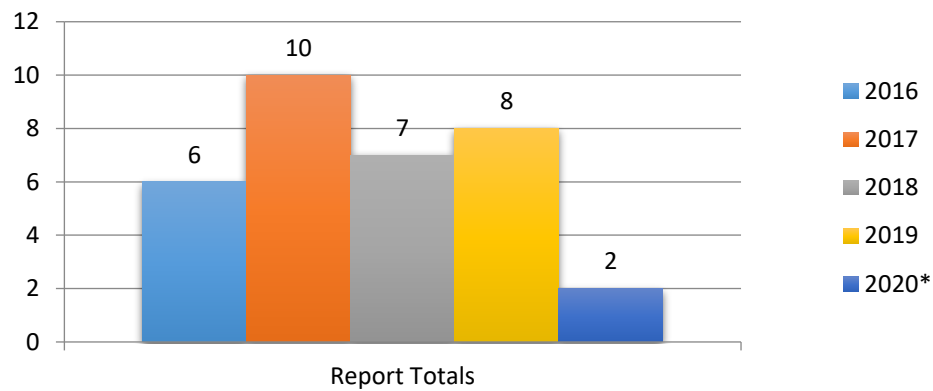
2016 - 2020 ASSAULT / BATTERY REPORTS	2016	2017	2018	2019	2020*
Report Totals	22	39	32	22	10
% Change From Previous Year		77%	-18%	-31%	-55%



SECTION 7 – FOUR YEAR CRIME REPORT COMPARISONS (Continued)

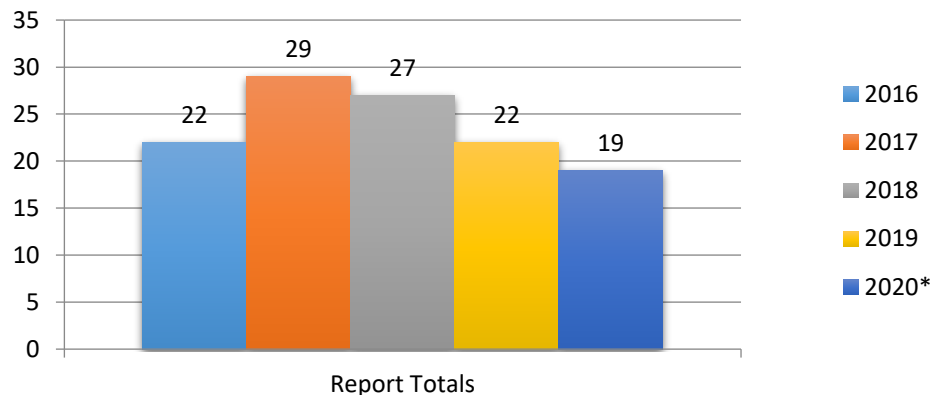
BRANDISHING / POSSESSION OF A WEAPON

2016 - 2020 BRAND./POSS. WEAPON REPORTS	2016	2017	2018	2019	2020*
Report Totals	6	10	7	8	2
% Change From Previous Year		67%	-30%	14%	-75%



BURGLARY (STRUCTURE / VEHICLE)

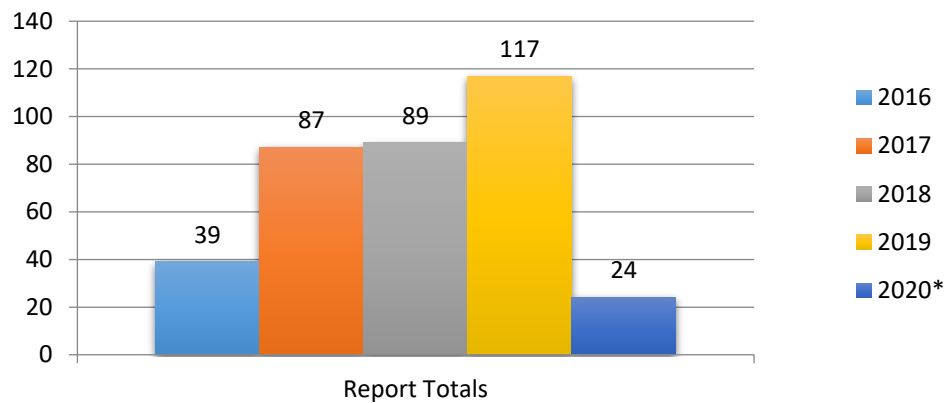
2016 - 2020 BURGLARY REPORTS	2016	2017	2018	2019	2020*
Report Totals	22	29	27	22	19
% Change From Previous Year		16%	23%	7%	-24%



SECTION 7 – FOUR YEAR CRIME REPORT COMPARISONS (Continued)

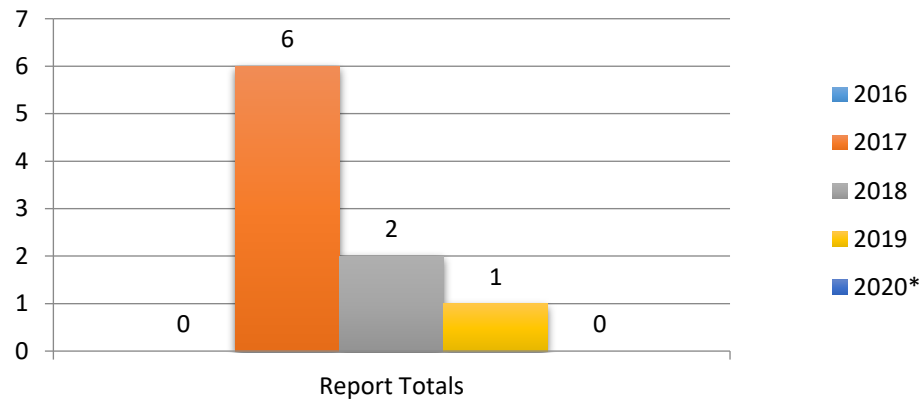
CASUALTY

2016 - 2020 CASUALTY REPORTS	2016	2017	2018	2019	2020*
Report Totals	39	87	89	117	24
% Change From Previous Year		123%	2%	31%	-79%



CHILD ABUSE

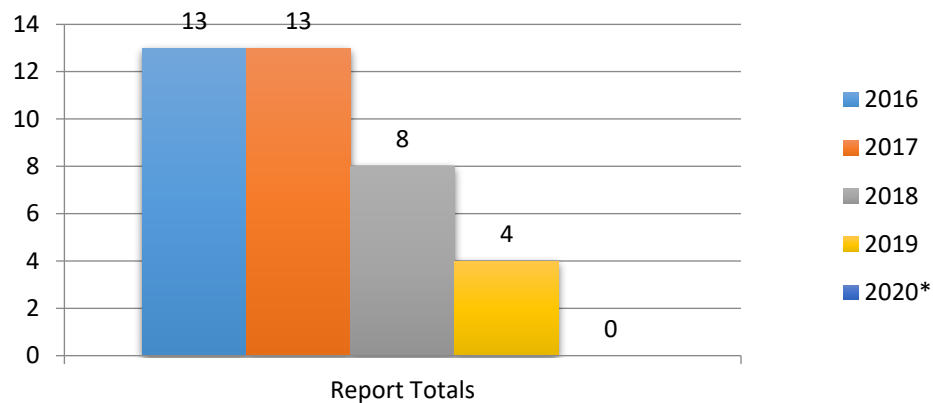
2016 - 2020 CHILD ABUSE REPORTS	2016	2017	2018	2019	2020*
Report Totals	0	6	2	1	0
% Change From Previous Year		600%	-67%	-50%	-100%



SECTION 7 – FOUR YEAR CRIME REPORT COMPARISONS (Continued)

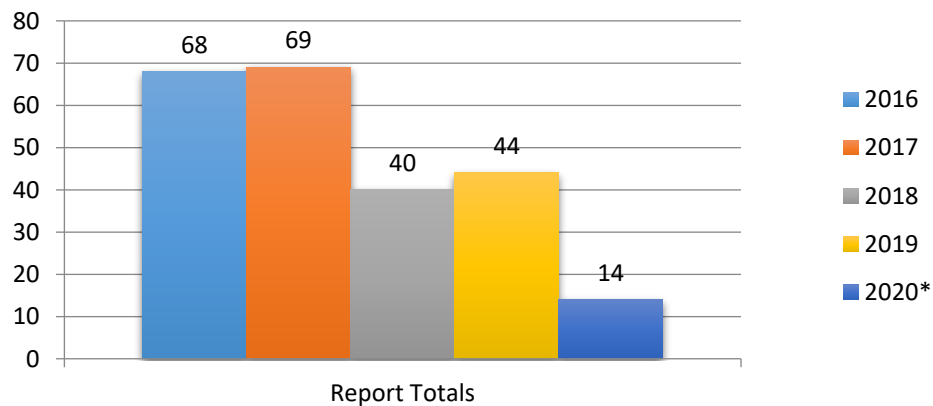
DRUGS / ALCOHOL

2016 - 2020 DRUGS / ALCOHOL REPORTS	2016	2017	2018	2019	2020*
Report Totals	13	13	8	4	0
% Change From Previous Year		0%	-38%	-50%	-100%



INFORMATION / INCIDENT

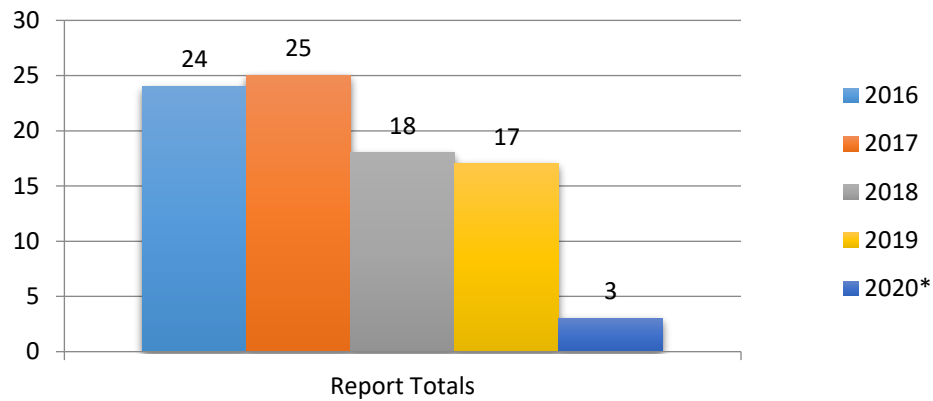
2016 - 2020 INFORMATION / INCIDENT REPORTS	2016	2017	2018	2019	2020*
Report Totals	68	69	40	44	14
% Change From Previous Year		1%	-42%	10%	-68%



SECTION 7 – FOUR YEAR CRIME REPORT COMPARISONS (Continued)

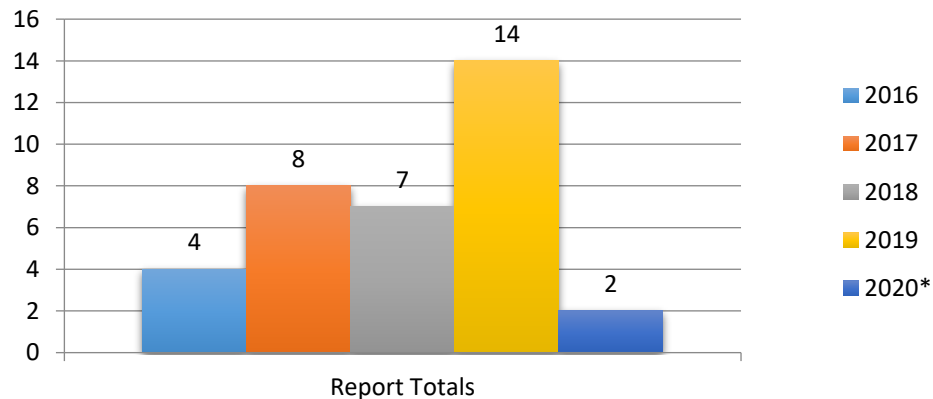
MISSING PERSON

2016 - 2020 MISSING PERSON REPORTS	2016	2017	2018	2019	2020*
Report Totals	24	25	18	17	3
% Change From Previous Year		4%	-28%	-6%	-82%



ROBBERY

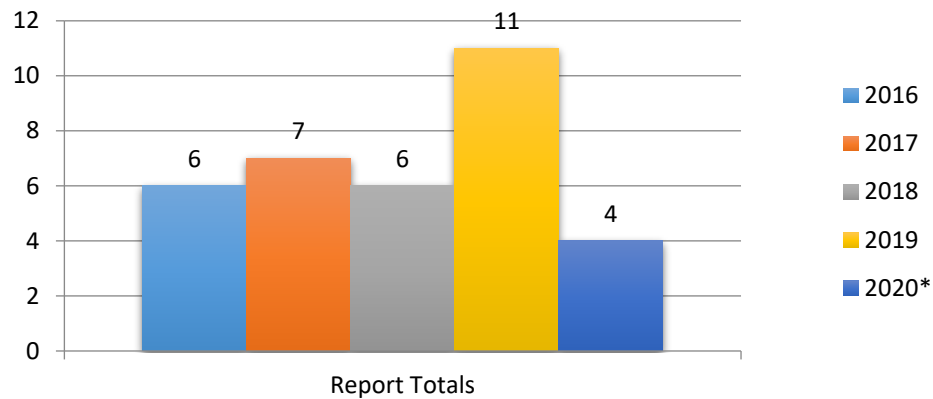
2016 - 2020 ROBBERY REPORTS	2016	2017	2018	2019	2020*
Report Totals	4	8	7	14	2
% Change From Previous Year		100%	-13%	100%	-86%



SECTION 7 – FOUR YEAR CRIME REPORT COMPARISONS (Continued)

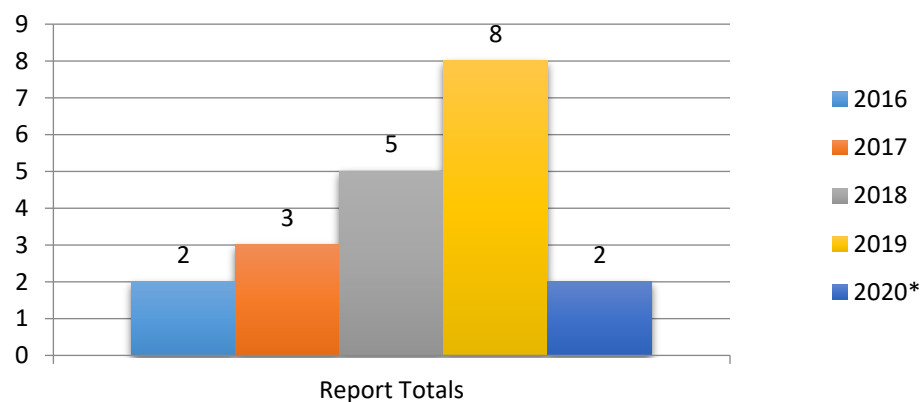
SEXUAL ASSAULT

2016 - 2020 SEXUAL ASSAULT REPORTS	2016	2017	2018	2019	2020*
Report Totals	6	7	6	11	4
% Change From Previous Year		17%	-14%	83%	-64%



TERRORIST THREATS

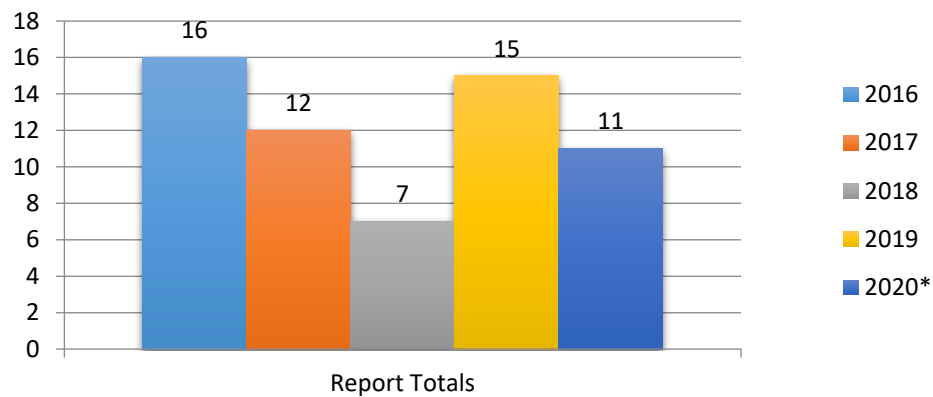
2016 - 2020 TERRORIST THREATS REPORTS	2016	2017	2018	2019	2020*
Report Totals	2	3	5	8	2
% Change From Previous Year		50%	67%	60%	-75%



SECTION 7 – FOUR YEAR CRIME REPORT COMPARISONS (Continued)

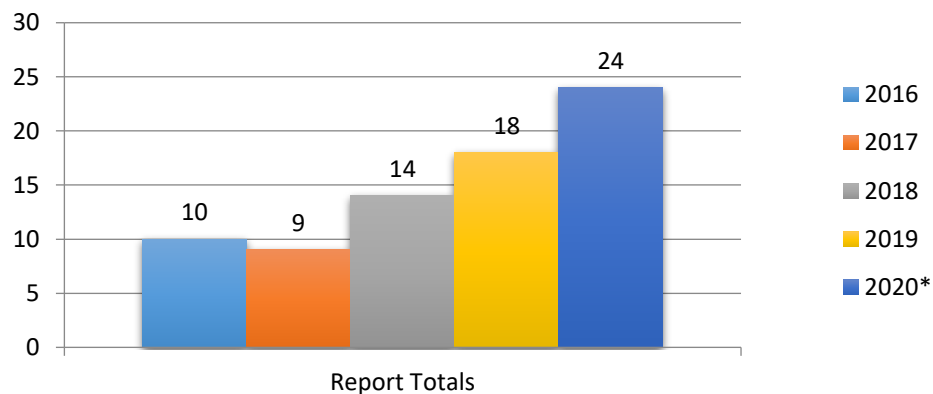
THEFT

2016 - 2020 THEFT REPORTS	2016	2017	2018	2019	2020*
Report Totals	16	12	7	15	11
% Change From Previous Year		-25%	-42%	114%	-27%



VANDALISM

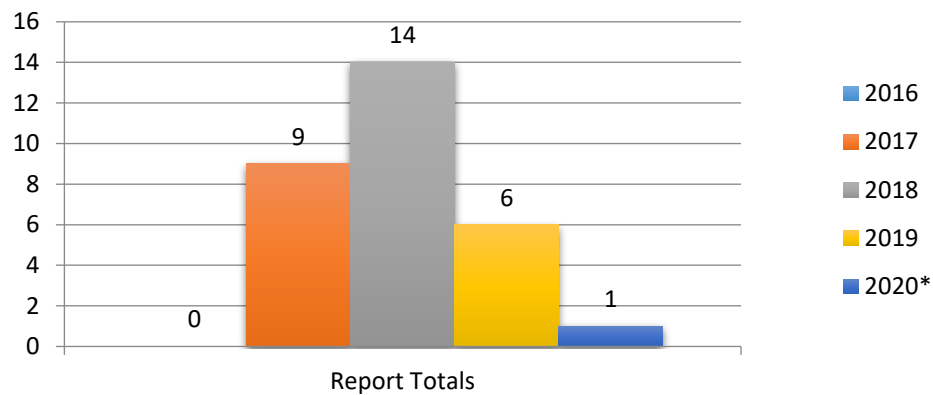
2016 - 2020 VANDALISM REPORTS	2016	2017	2018	2019	2020*
Report Totals	10	9	14	18	24
% Change From Previous Year		-10%	56%	29%	33%



SECTION 7 – FOUR YEAR CRIME REPORT COMPARISONS (Continued)

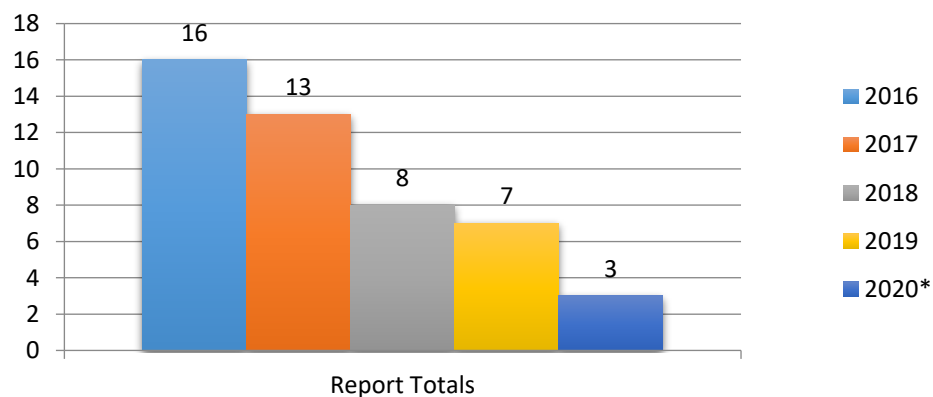
VEHICLE COLLISION

2016 - 2020 VEHICLE COLLISION REPORTS	2016	2017	2018	2019	2020*
Report Totals	0	9	14	6	1
% Change From Previous Year		900%	56%	-57%	-83%



MISCELLANEOUS

2016 - 2020 MISCELLANEOUS REPORTS	2016	2017	2018	2019	2020*
Report Totals	16	13	8	7	3
% Change From Previous Year		-19%	-38%	-13%	-57%



SECTION 8

SPECIAL CATEGORIES EVENT INFORMATION

SPECIAL CATEGORIES EVENT TOTALS

ALL REPORTS	294
MENTAL HEALTH EVALUATIONS (NOT INCLUDING 5150 HOLDS)	154
TOTAL MENTAL HEALTH EVALUATIONS (INCLUDING 5150 HOLDS)	234
TOTAL 5150 HOLDS (CASUALTY REPORT GENERATED)	80
THREAT ASSESSMENTS	112
LOCKDOWNS	8
STUDENT ARRESTS	22
NON-STUDENT ARRESTS	4

SECTION 8 – SPECIAL CATEGORIES EVENTS INFORMATION (Continued)

ADDITIONAL THREAT ASSESSMENT INFORMATION

- 2019-2020 School Year – Total Threat Assessment Investigations: **112**
- Subject Gender – Male: **75** Female: **16**
- Subject Race – Asian: **10** Black: **28** Hispanic: **19** White: **28**
- Subject Enrollment Types – General Education: **57** Special Education: **11**
** Includes IEP, Independent Study*
- Credible Threats: **2 / 1.7%**
- Threats Made on Social Media: **12 / 10.7%**
- Threats Made against a School: **31 / 27.6%**
- Threats Made against a Person: **24 / 21.4%**
- Threats Made involving an Explosive Device: **2 / 1.7%**
- Threats Made involving a Firearm: **47 / 42%**
- Threats Made involving a Weapon (non-firearm): **8 / 7.1%**
- Threats – Miscellaneous: **46 / 42%**
- Non-Student Threats: **9 / 8%**
- No-Subject Threats (e.g. Social Media or Anonymous): **19 / 17%**

SECTION 8 – SPECIAL CATEGORIES EVENTS INFORMATION (Continued)

ADDITIONAL STUDENT ARRESTS INFORMATION – TOTALS FOR SCHOOL YEAR

- 2019-2020 School Year – Total Arrests: **22**
- Arrestee Gender – Male: **20** Female: **2**
- Arrestee Race – Asian: **4** Black: **11** Hispanic: **2** White: **5**
- Arrestee Enrollment Types – General Education: **16** Special Education: **6**
** Includes IEP, Independent Study*
- Number of Violent Crimes (Includes Weapons and Sex Crimes): **22**
- Number of Non-Violent Crimes (Includes Drugs and Property Crimes): **2**

SECTION 9

PROACTIVE TRAINING INITIATIVES FOR COMMUNITY ORIENTED SAFETY AND SECURITY SERVICES

Joint Classroom Presentations –

EGUSD Division of Safety and Security Services, Schools and law enforcement partners

As a collaborative initiative, the Division of Safety and Security, along with schools and law enforcement partners, conduct in-classroom presentations. This endeavor partners officers from each of the respective organizations and brings them inside the classroom, to interact in a positive manner with the District's children and educate them on a variety of safety related topics.

The following presentations were conducted during the school year

- 09 / 11 / 2019
Edna Batey ES
Stranger Danger Presentation for the Kindergarten Classes
- 10 / 10 / 2019
CW Dillard ES
Fire Safety Presentation for the Kindergarten Classes
- 12 / 18 / 2019
CW Dillard ES
Stranger Danger Presentations
- 02 / 13 / 2020
Laguna Creek HS
Safety Plan Presentation

Proactive Training Initiatives for Safety and Security Services – School Security Specialists

The Division of Safety and Security conducts a regular and continuous training regimen for all Division of Safety and Security staff. Training focuses on strengthening essential knowledge and skills that will make Division of Safety and Security Services staff exceptionally effective at ensuring the mission is realized – the maintaining the safety and security of the District's institutions and ensuring the safety and security of the District's staff, students, students' caretakers, and the general community.

SECTION 9 – PROACTIVE TRAINING INITIATIVES (Continued)

Intending to serve as a training subject matter review, the following entries are training session log entries for all training sessions conducted during the school year:

- 07 / 17 / 2019
Emergency Situation and Evacuation, Student Reunification
- 07 / 18 / 2019
Law Enforcement Computer Training
- 07 / 24 / 2019
Law Enforcement K-9 Unit Training Operations – Assisted
- 07 / 17 / 2019
Emergency Situation and Evacuation, Student Reunification
- 09 / 26 / 2019
Intentional Mass Casualty Incident Training
- 07 / 17 / 2019
Emergency Situation and Evacuation, Student Reunification
- 10 / 25 / 2019
Baton Self-Defense Training
- 11 / 20 / 2019
First Aid / Tourniquet Training
- 01 / 23 / 2019
Bias / LGBTQ Training
- 01 / 23 / 2020
First Aid / CPR Training
- 02 / 03 / 2020
Emergency Vehicle Operations Course / Defensive Driving Training
- 02 / 04 / 2020
Baton Self-Defense Training

SECTION 9 – PROACTIVE TRAINING INITIATIVES (Continued)

- 02 / 06 / 2020
Active Shooter / Threat Assessment
- 03 / 11 / 2020
Student Information System Computer Training

Proactive Training Initiatives for Community Oriented Safety and Security Services – Campus Supervisors

Regarding on-campus, front-line safety and security, the Division of Safety and Security staff are charged with the primary mission of maintaining the safety and security of the school sites. Of course, the most effective method in which to realize this mission is to work collaboratively, via positive and proactive initiatives, with the staff, students, student's caretakers, and the general community.

To that end, the Division of Safety and Security conducts numerous training events throughout the year – training disseminated to Division of Safety and Security staff members, and at times all District staff. Training subjects include: community based service, fair and equitable treatment of all people at all times, understanding human behavior, principals of sound proactive site security, emergency response procedures, and youth mentoring.

Intending to serve as a training subject matter review, the following entries are topics covered during monthly Lead Campus Supervisor (Campus Security personnel supervisors) meetings / training sessions.

LEAD CAMPUS SUPERVISOR MEETINGS

- Thursday, August 29, 2019
- Thursday, September 26, 2019
- Thursday, October 24, 2019
- Thursday, November 22, 2019
- Thursday, January 23, 2020
- Thursday, February 27, 2020
- Thursday, March 26, 2020 (Cancelled due to COVID-19)
- Thursday, April 23, 2020 (Cancelled due to COVID-19)

SECTION 9 – PROACTIVE TRAINING INITIATIVES (Continued)

Topics include:

- Security Specialist II (Role on Campus)
- Training Discussion
- Golf cart/EZ-GO Training
- Leadership
- Uniforms
- Information Sharing (For the good of all)

DISTRICTWIDE CAMPUS SUPERVISOR TRAINING

Friday, October 11, 2019

- Vaping/ Vaping Trends
- Active Supervision on Campus
- Report Writing

Districtwide Campus Supervisor Training (Cancelled due to COVID-19)

Friday, March 13, 2020

Group 1

(Behavioral Intervention, De-escalation Training)

Group 2

(Evacuation / Reunification Training)

DISTRICTWIDE CAMPUS SUPERVISOR BRIEFING / TRAINING (COVID 19)

Monday, March 30, 2020

Tuesday, March 31, 2020

- Work Hours
- Equipment
- Personal Protective Equipment
- Duties / Purpose

SECTION 10 COMMUNITY OUTREACH AND YOUTH SERVICES

Community Outreach and Youth Services

The Division of Safety and Security's Community Outreach and Youth Services initiative partners closely with the Sacramento County Sheriff's Office, most notably their Youth Services Unit. The mission of the Community Outreach and Youth Services initiative is to work collaboratively with community partners to enrich the lives of the District's youth, through the positive influence of example and mentoring. Embedded within this mandate is the objective that these outreach efforts will engender a desire for education and be a deterrent to youth violence.

To that end, the Division of Safety and Security regularly conducts youth activities designed to encourage growth, both emotional and academic. Furthermore, the Division of Safety and Security's outreach efforts involve mentoring the District's youth through social, educational, recreational, and leadership activities. These initiatives are designed to deter crime, increase self-esteem, and promote a positive relationship with law enforcement.

As a review of the youth activities the Division of Safety and Security engages in with the District's youth, the activity list for the school year is included:

EGUSD DIVISION OF SAFETY AND SECURITY YOUTH SERVICES EVENTS

DATE	SCHOOL SITE	EVENT	HOURS	OFFICERS
02/19/19	Irene B West ES	Read Across America Dr. Seuss	1hr	N. Soto
02/28/19	David Reese ES	Read Across America Dr. Seuss	1hr	N. Soto
03/01/19	Raymond Case ES	Read Across America Dr. Seuss	1hr	N. Soto
04/10/19	TR Smedberg MS	Celebrate Smedberg Event	3hrs 5pm – 8pm	N. Soto R. Edwards
06/08/19	Elk Grove Park	Elk Grove Police Safety Fair	7.5hrs 8am-330pm	N. Soto R. Edwards
08/25/19	Rutter Park	Unity in the Community	6hrs 8am-2pm	N. Soto R. Edwards
09/17/19	Prairie ES	Stranger Danger	1hr 8am-9pm	N. Soto
10/01/19	Sunrise ES	Ride / Walk to School	1hr 745am-845am	N. Soto D. Fortier

SECTION 10 – COMMUNITY OUTREACH and YOUTH SERVICES (Continued)

DATE	SCHOOL SITE	EVENT	HOURS	OFFICERS
10/02/19	Charles Mack ES	Ride / Walk to School	1hr 715am-815am	N. Soto
10/03/19	Sunrise ES	Recess with students (dance, play music and games)	1.5hrs 10am-1130am	N. Soto R. Edwards
10/04/19	John Reith ES	Recess with students (dance, play music and games)	1.5hrs 11am-130pm	N. Soto R. Edwards
10/09/19	Prairie ES	Recess with students (dance, play music and games)	2hrs 11am-1pm	N. Soto R. Edwards
10/11/19	Union House ES	Recess with students (dance, play music and games)	1hr 940am-1040am	N. Soto R. Edwards
10/14/19	Ellen Feickert ES	Recess with students (dance, play music and games)	1.5hrs 945am-1115am	N. Soto R. Edwards
10/15/19	Irene B West ES	Recess with students (dance, play music and games)	2hrs 11am-1pm	N. Soto R. Edwards
10/16/19	Florin ES	Recess with students (dance, play music and games)	2hrs 11am-1pm	N. Soto R. Edwards
10/17/19	Joseph Sims ES	Recess with students (dance, play music and games)	2hrs 11am-1pm	N. Soto R. Edwards
10/18/19	Herman Leimbach ES	Recess with students (dance, play music and games)	3hrs 10am-1pm	N. Soto R. Edwards
10/21/19	Helen Carr Castello ES	Recess with students (dance, play music and games)	1hr 945am-1045	N. Soto R. Edwards
10/22/19	Arthur Butler ES	Recess with students (dance, play music and games)	2hrs 11am-1pm	N. Soto R. Edwards
10/29/19	Elliot Ranch ES	Recess with students (dance, play music and games)	2hrs 11am-1pm	N. Soto R. Edwards
10/30/19	Stone Lake ES	Recess with students (dance, play music and games)	1.5hrs 945am-1115am	N. Soto R. Edwards
10/31/19	Isabelle Jackson ES	Recess with students (dance, play music and games)	2hrs 945am-1145am	N. Soto R. Edwards
11/01/19	TR Smedberg MS	Girl's Circle	1hr 830am-930am	N. Soto
11/01/19	Raymond Case ES	Recess with students (dance, play music and games)	2.5hrs 11am-130pm	N. Soto R. Edwards
11/04/19	Barbara Comstock Morse ES	Recess with students (dance, play music and games)	1.5hrs 1015am-1145am	N. Soto R. Edwards

SECTION 10 – COMMUNITY OUTREACH and YOUTH SERVICES (Continued)

DATE	SCHOOL SITE	EVENT	HOURS	OFFICERS
11/05/19	Mary Tsukamoto ES	Recess with students (dance, play music and games)	1hr 930am-1030am	N. Soto R. Edwards
11/07/19	Marion Mix ES	Recess with students (dance, play music and games)	1.5hrs 930am-11am	N. Soto R. Edwards
11/08/19	TR Smedberg MS	Girl's Circle	1hr 10am-11am	N. Soto
11/08/19	John Reith ES	Recess with students (dance, play music and games)	2.5hrs 11am-130pm	N. Soto R. Edwards
11/12/19	Samuel Kennedy ES	Recess with students (dance, play music and games)	2hrs 9am-11am	N. Soto R. Edwards
11/14/19	Pleasant Grove ES	Recess with students (dance, play music and games)	2hrs 11am-1pm	N. Soto R. Edwards
11/15/19	Foulks Ranch ES	Recess with students (dance, play music and games)	2hrs, 15min 1040am-1255	N. Soto R. Edwards
11/15/19	TR Smedberg MS	Girl's Circle	1hr 140pm-240pm	N. Soto
12/02/19	Roy Herburger ES	Recess with students (dance, play music and games)	1hr 945am-1045am	N. Soto R. Edwards
12/03/19	Robert Fite ES	Recess with students (dance, play music and games)	2hrs 11am-1pm	N. Soto R. Edwards
12/05/19	Sierra Enterprise ES	Recess with students (dance, play music and games)	2hrs 11am-1pm	N. Soto R. Edwards
12/06/19	John Reith ES	Recess with students (dance, play music and games)	2.5hrs 11am-130pm	N. Soto R. Edwards
01/10/20	TR Smedberg MS	Girl's Circle	1hr 140pm-240pm	N. Soto
01/17/20	TR Smedberg MS	Girl's Circle	1hr 830asm-930am	N. Soto
01/24/20	TR Smedberg MS	Girl's Circle	1hr 1012am-1112am	N. Soto
01/31/20	TR Smedberg MS	Girl's Circle	1hr 1012am-1112am	N. Soto
02/07/20	TR Smedberg MS	Girl's Circle	1hr 830am-930am	N. Soto
02/13/20	Franklin ES	Recess with students (dance, play music and games)	2hrs 9am-11am	N. Soto R. Edwards
02/14/20	Elliot Ranch ES	Jump for the Heart Relay	1hr 10am-11am	N. Soto
02/18/20	Carroll ES	Recess with students (dance, play music and games)	1hr 10am-11am	N. Soto R. Edwards
02/20/20	James Rutter MS	Girl's Circle (2 groups, 1 at each lunch)	2hrs 11am-1pm	N. Soto

SECTION 10 – COMMUNITY OUTREACH and YOUTH SERVICES (Continued)

DATE	SCHOOL SITE	EVENT	HOURS	OFFICERS
02/25/20	David Reese ES	Recess with students (dance, play music and games)	1.5hrs 945am-1115am	N. Soto R. Edwards
02/27/20	James Rutter MS	Girl's Circle	2hrs 11am-1pm	N. Soto
02/28/20	Elk Grove ES	Girl's Circle	1hr 940am-1040am	N. Soto
03/03/20	Robert J McGarvey ES	Read Across America Dr. Seuss	1hr	N. Soto
03/05/20	James Rutter MS	Girl's Circle	2hrs 11am-1pm	N. Soto
03/06/20	John Reith ES	Read Across America Dr. Seuss	2hrs 830am-1030am	N. Soto
05/15/20	Cal Expo	Senior 2020 Grab Bag Give Away	5hrs 9am-2pm	N. Soto R. Edwards

DIVISION OF SAFETY AND SECURITY AND SACRAMENTO SHERIFF'S OFFICE – COLLABORATIVE COMMUNITY EVENTS

Valley HS Breakdance Club (Mar/Apr 2019)

SAL/YSU has partnered with Valley High School's afterschool Breakdance Club. Students learn how to breakdance and have the opportunity to interact with deputies on a weekly basis. For two years, SAL has sponsored the school's annual "Breakdance Jam." Youth from across the Sacramento region and Bay Area come out to the event and participate in a breakdance battle/dance off with the community. More than 100 youth and community members attended this year's event on March 16. The SAL/YSU team also participated and supervised the event and provided a free barbeque!

Florin Law (Mar/Apr 2019)

SAL/YSU hosted the Florin High School Law Academy at our Sacramento Sheriff's Academy for a sneak peek into the department. The Florin High School Law Academy is one of only six programs throughout California to be designated as an official partner of the California State Bar Association. The mission of the program is to increase diversity in the legal profession. This program connects students with the skills and opportunities to be competitive in the job market. Over 50 students were in attendance, receiving presentations from ACT, SED, Academy, K9, and STAR deputies. YSU deputies are regularly on campus and participate in classroom. This SAL/Sheriff-sponsored academy trip was the culminating activity for the Florin High School Law Academy school year.

SECTION 10 – COMMUNITY OUTREACH and YOUTH SERVICES (Continued)

Tobacco Abatement (2019)

The Tobacco Abatement Officers (TAO) created presentations that entailed facts, health risks, and laws about tobacco products. TAO conducted educational presentations to students at local schools to help them become more knowledgeable about tobacco products. An operation was conducted where TAO entered a number of local businesses in South Sacramento and educated store owners, managers, and employees about tobacco laws and the consequences of selling tobacco products to minors. Brochures with tobacco law information and additional signage were left at each location.

Presentations held:

T.R Smedburg Middle School

Edward Harris Middle School

Technology Services Trigg Center

SAL Friday Night Lights (Sept/Oct 2019)

The Sheriff's Activities League (SAL) is in its second season of the "SAL Friday Night Lights Game of the Week." The week leading up to the game, YSU deputies visit football practice and hang out with players. On Thursday night after the team's practice, deputies have the opportunity to speak with the entire team and coaches. Lieutenant Trzcinski, Sergeant Meadows, Sergeant Hatch, Sergeant Pfau, Deputy Hauck, Deputy Cotten, Deputy Aduba, and Deputy McDonald serve as guest speakers, while SAL caters a dinner for the entire team to enjoy. On game night, deputies bring out the SAL Humvee and set up a booth with prizes and fun gifts for all to enjoy.

Florin High School - Law and the World (Sept/Oct 2019)

YSU teaches the junior and senior classes at Florin High School's Law and the World (LAW) Academy. The mission of the program is to increase diversity in the legal profession by connecting students with the skills and opportunities to be competitive in the job market while acting as advocates for their communities. In addition, SAL sponsors activities and field trips throughout the school year for students to gain firsthand knowledge and experience within the realm of law.

Girl's Circle (Sept/Oct 2019)

Every Friday at Smedberg Middle School, deputies host a Girl's Circle group to teach young women about self-respect, bullying, peer pressure, and other topics in efforts to empower themselves and each other.

SECTION 10 – COMMUNITY OUTREACH and YOUTH SERVICES (Continued)

Lunch with the Youth Services Unit (YSU) (Sept/ Oct 2019)

In efforts to reach out to kids, a program called "Lunchtime with YSU" was created. Deputies are able to foster mentoring relationships with students by handing out junior deputy stickers, providing sports equipment from a recent ball drive, or simply playing sports during their lunch hour! This in turn creates a positive environment that breaks down barriers between law enforcement and students.

In September and October, YSU visited:

Samuel Kennedy Elementary School
Howe Elementary School
Carmichael Elementary School
Pasadena Avenue Elementary School
Bowling Green Elementary School
Bayside Church Adventure

Shop With A Cop (SWAC) (Nov/Dec 2019)

On December 14, the Sheriff's Explorer Post 517 and the SAL Youth Leadership Council spearheaded the 12 th annual Shop with a Cop event. Shop with a Cop joins local families with Sheriff's Office personnel to provide a day of shopping for families who may otherwise be unable to have presents under the tree. This year, 50 families, with 155 youth, were paired with over 60 volunteer members of the Sheriff's Office. The event was made possible due to donations from the Sheriff's Activities League, the Bruce Verhoeven Foundation, and Wal-Mart. The event was a wonderful success and is yet another way in which the Sheriff's Office is engaging with and enhancing the community we serve! Children were from Samuel Kennedy Elementary School.

Breakfast With Santa (Nov/Dec 2019)

On December 7, deputies, alongside CHP, attended a Breakfast with Santa event at Florin Elementary School. Families participated in raffles, ate breakfast, took pictures with Santa and law enforcement.

Girl's Circle Groups (Nov/Dec 2019)

Every week, deputies host multiple Girl's Circle groups which discuss topics such as bullying, self-confidence, and peer pressure and empowers young women to love themselves!

Florin High School Law Academy (Nov/Dec 2019)

On December 9, the Florin Law Academy began its mentor program. Professionals from legal services and law enforcement were there to provide guidance and advice to the next generation. Thank you to the Sheriff personnel who have stepped up to be mentors!

SECTION 10 – COMMUNITY OUTREACH and YOUTH SERVICES (Continued)

SAL Friday Night Lights (Nov/Dec 2019)

SAL Friday Night Lights, “Game of the Week” was at Elk Grove High School. Deputies showed up to football practice during the week. On Thursday night after the team's practice, deputies had the opportunity to speak and mentor the whole team. SAL catered a dinner for the entire team to enjoy. On Game Night, YSU deputies set up a booth with prizes and fun gifts for everyone to enjoy. Be on the lookout for SAL during the 2020 football season.

Girl's Circle Groups (Jan/Feb 2020)

Every Friday at Smedberg Middle School, deputies host a Girl's Circle group to teach young women about self-respect, bullying, peer pressure, and other topics in efforts to empower themselves and each other.

Explorers Invite Florin High School Law Academy (Jan/Feb 2020)

Explorers held their meeting at the Rancho Cordova Police Department on January 17. The Explorers invited members of the Florin High School Law Academy to their meeting, in efforts to provide the Law Academy students with a first-hand look and feel of how the Explorer meetings are run.

Florin High School Law Academy (Jan/Feb 2020)

On January 8, members of the Florin High School Law program were treated to a field trip to the Sacramento County Sheriff's Office Emergency Vehicle Operations Course (EVOC). Students were given a presentation on driving and road hazards law enforcement see on a daily basis. After the presentation, students observed the EVOC instructors drive the accident avoidance course and the high speed pursuit training course.

ELK GROVE UNIFIED SCHOOL DISTRICT

DIVISION OF SAFETY AND SECURITY

END OF REPORT