

Miller Creek School District

Reopening Schools Update October 13, 2020

Becky Rosales, Interim Superintendent
Kristy Treewater, Assistant Superintendent



Enrollment Update

	June 2020	August 2020	October 2020	Change
TK	61			
K	208	195	193	
1	210	205	202	-6
2	210	201	202	-8
3	179	200	199	-11
4	214	165	164	-15
5	247	202	203	-11
6	246	232	232	-15
7	237	233	232	-14
8	214	228	227	-10
TOTAL	2026	1861	1854	
				-90

A Look at Cohort Sizes

Mary E Silveira Elementary					
K	1	2	3	4	5
20	21	20	22	23	22
21	21	18	23	22	22
18	21	17	11	12	22
MCVA					
10	6	15	13	8	10
T					
69	69	70	69	65	76
					418

Lucas Valley Elementary					
K	1	2	3	4	5
19	20	24	20	22	23
18	24	23	19		23
21		23	20	10	9
SDC					
2	2	2	5	5	2
T					
60	46	72	64	37	57
					336

A Look at Cohort Sizes


Vallecito Elementary					
K	1	2	3	4	5
22	22	20	22	21	24
21	20	20	22	21	23
21	24	20	22	20	23
	21				
T					
64	87	60	66	62	70
					409

Miller Creek Middle School				
	6	7	8	
	232	232	227	691
Class Sizes				
Average	18.5	17.3	17.9	
Smallest	18	12	12	
Largest	19	20	20	
Pathway Sizes	37	75	76	
	37	78	64	
	37	58	72	
	37			
	35			
	36			

Miller Creek Virtual Academy

Current Enrollment

K-2	22	(10/6/6)
2-3	22	(9/13)
4-5	18	(8/10)
6	13	
7	18	
8	15	

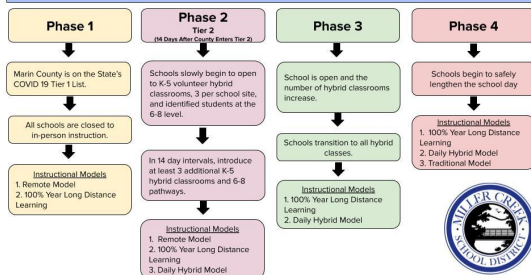


Requests to Move into MCVA	K	1	2	3	4	5	6	7	8
	7	5	2	1	0	3	1	0	2

Miller Creek School District (Updated 9.9.20)

Phased Reopening Information 2020-2021

We understand distance learning is challenging for families and we are committed to opening our schools to students when it is safe to do so. To determine readiness the Miller Creek School District must consider external conditions, including local and state health orders and guidance, as well as internal conditions, including screening and safety protocols, staffing availability and program readiness.



Families may shift in and out of the 100% Year Long Distance Learning model 2 weeks permits.

Miller Creek School District (Updated 9.25.20)

Phased Reopening Information: Phase 2 & 3 Illustrated

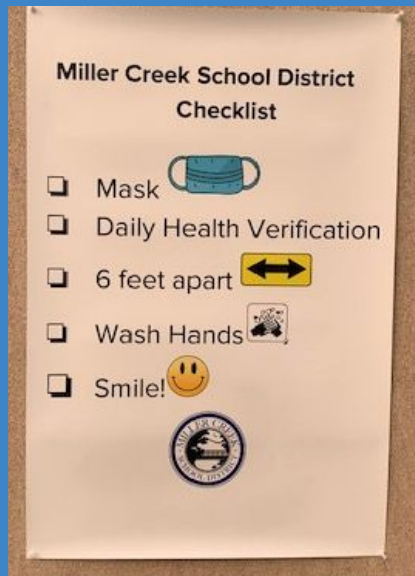

We understand distance learning is challenging for families and we are committed to opening our schools to students when it is safe to do so. To determine readiness the Miller Creek School District must consider external conditions, including local and state health orders and guidance, as well as internal conditions, including screening and safety protocols, staffing availability and program readiness.

September 28	October 5	October 12	October 19	October 26	November 2	November 9	November 16	November 23 (non student)	November 30	December 7	December 14
Wave #1 Transition	Wave #1 Begins	K-5: 3 - Hybrid Classrooms 6-8: Learning Hubs & Special Education									
	Wave #2 Transition	Wave # 2 Begins	K-5: 3 or 4 or 5 Hybrid Classrooms 6-8: 1 pathway								
		Wave #3 Transition	Wave # 3 Begins	K-5: 3 or 4 or 5 Hybrid 6-8: 2-3 pathways							
				* Parent conferences will only be held on Monday, November 23 for identified students.					Wave #4 Transition	Wave # 4 Begins	




During the phasing in, we will continue to monitor the school site and district data, hold discussions with site administrators, staff, the community, and public health, and will communicate frequently. This plan may be adjusted as health conditions change.

Maximum Students on Campus				During transition weeks, students will have a minimum day schedule to allow staff and students time to transition to hybrid.							
Students	K-5: 36 6-8: 57	K-5: 36 6-8: 57	K-5: 36 6-8: 57	K-5: 72/84/96 6-8: 137	K-5: 72/84/96 6-8: 137	K-5: 72/84/96 6-8: 138	K-5: 108-156 6-8: 160-240	K-5: 108-156 6-8: 160-240	K-5: 108-156 6-8: 160-240	K-5: 144-216 6-8: 320-500	K-5: 144-216 6-8: 320-500



Getting Ready

05
October
Wave 1



English

Student Pre-Visit Certification

This is the preview page, where you can simulate submissions and preview the results. These submissions and results will not be recorded.

Student Pre-Visit Certification. Please respond truthfully to following options:

- ☐ I meet the entry criteria and will go to the building today (no symptoms like sore throat, cough, chills, body aches for unknown reasons, shortness of breath for unknown reasons, loss of smell, loss of taste, new onset of stuffy or runny nose, unusually tired, lethargic or low-energy, fever at or greater than 100.4 degrees Fahrenheit).
- ☐ My child has a fever or other COVID-19 related symptoms (including new onset of stuffy or runny nose, body aches, unusually tired, lethargic or low-energy).
- ☐ My child has had close contact with COVID-19 positive case.
- ☐ My child has tested positive for COVID-19.
- ☐ My child had symptoms and is awaiting COVID test results.

SUBMIT

Update time: 10/08/2020 08:21 AM



Entry

Miller Creek School District

Safety iPass

Date: 10/08/2020



Section:



Export Student QR Codes

Entry

24

Uncertified

0

At Risk

0

Quarantine

0

Remote

0

Sick

0

Undefined

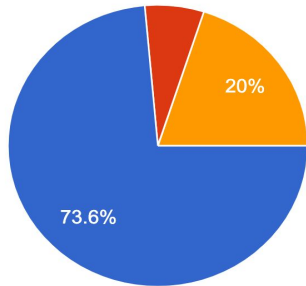
0

Distance Learner

0

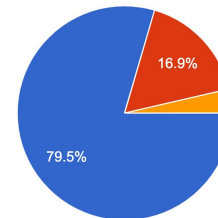
Parent/ Guardian & Staff Survey Results

The district provided guidelines for K-5 teachers that includes a minimum of two daily live learning opportunities, including a minimum of two live small group sessions weekly. These live sessions in addition to flipped instruction, project based learning, and independent practice comprise the instructional day. Guidelines for 6-8 teachers include live instruction for every period. Do you feel your child is receiving an appropriate amount of live instruction from your classroom teacher(s)?



- yes, the amount of live instruction is just the right amount /sí, la cantidad de instrucción en vivo es la cantidad justa
- No, the amount of live instruction seems like too much / No, la cantidad de instrucción en vivo parece demasiado
- No, the amount of live instruction seems like too little / No la cantidad de instrucción en vivo parece muy poca

The district provided guidelines for K-5 teachers that includes a minimum of two daily live learning opportunities, including a minimum of two live instruction that students are receiving?
83 responses



- the amount of live instruction is just the right amount
- the amount of live instruction seems like too much
- the amount of live instruction seems like too little

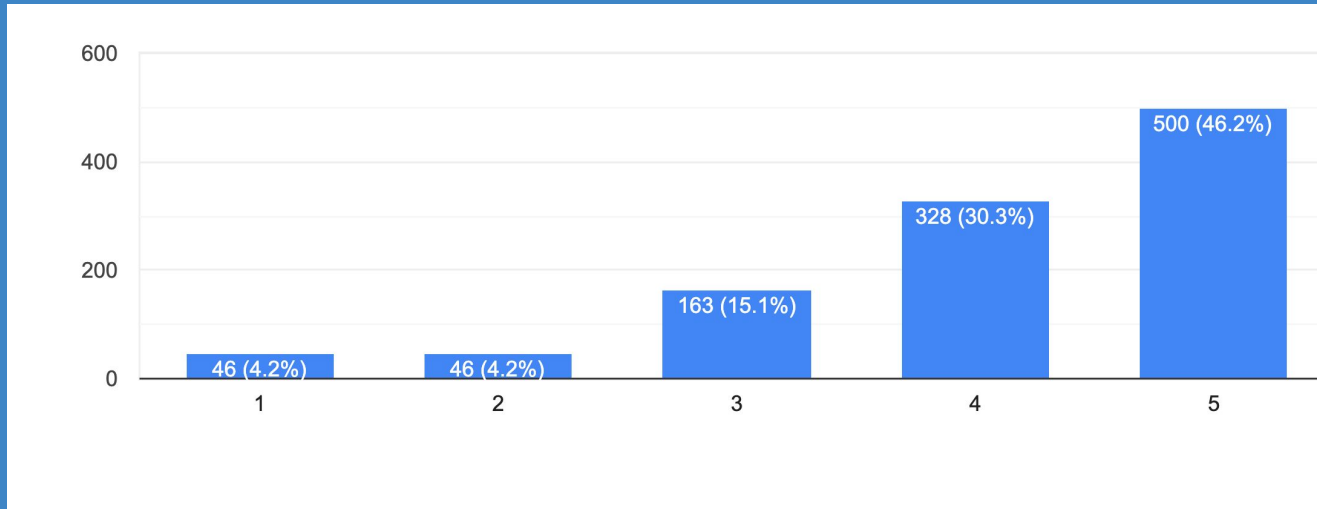
Staff

Parent Guardian Survey Results

Please rank the ease with which your child is able to navigate and access the assignments the teacher has created. (Navigating and accessing Google Classroom, Lexia, Imagine Math, Raz, etc) Califique la facilidad con la que su hijo(a) puede navegar y acceder a las tareas que ha creado el maestro. (Navegar y acceder a Google Classroom, Lexia, Freckle, Imagine Math, Raz, etc.)

1 = Cannot Access Easily/No se puede acceder facilmente

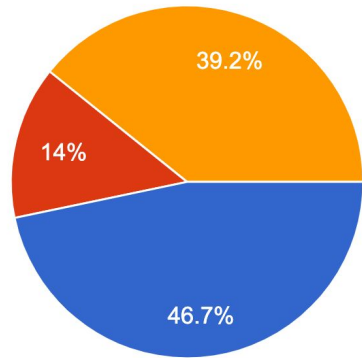
5= Easily accessseses / Accede facilmente



Parent Guardian Survey Results

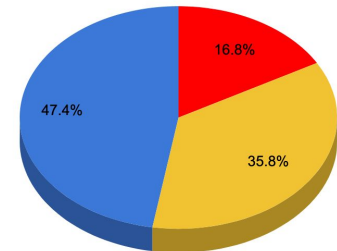
Are your child's needs being met with the instructional program? / ¿Se satisfacen las necesidades de su hijo(a) con el programa de instrucción?

1,083 responses



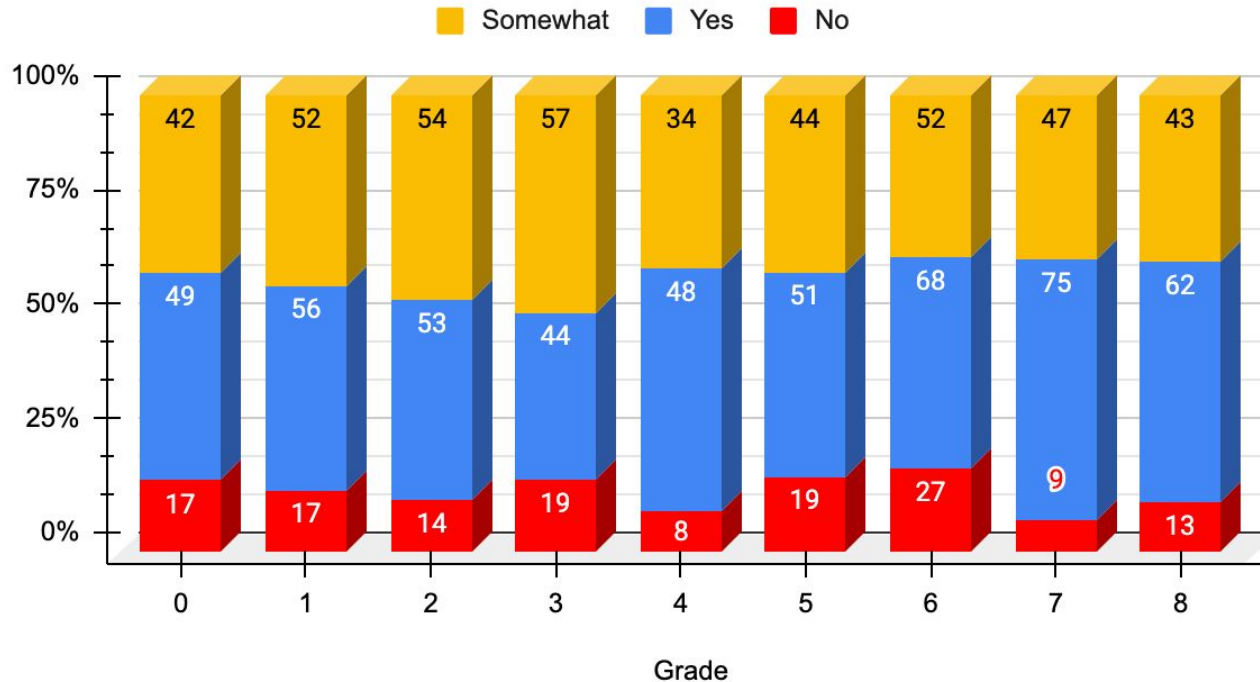
- Yes / Si
- No
- Somewhat / Algo

Students in Special Education



Parent Guardian Survey Results

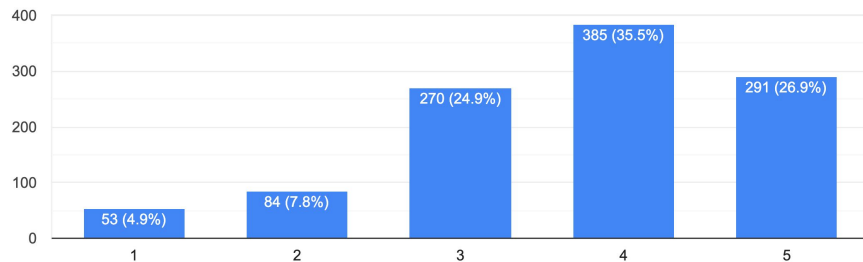
Are your child's needs being met in remote learning?



Parent Guardian & Staff Survey Results

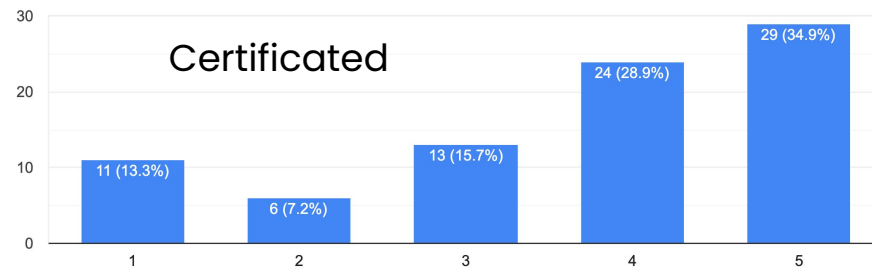
Please rate your overall experience with distance learning since the start of school: /Califique su experiencia general con el aprendizaje de distancia desde el comienzo de la escuela:

1,083 responses



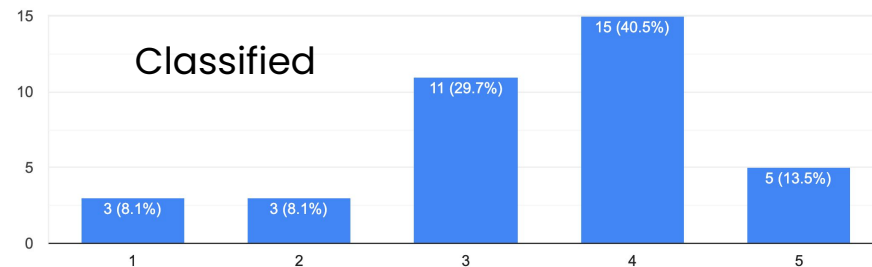
Please rate your overall experience with distance learning since the start of school:

83 responses



Please rate your overall experience with distance learning since the start of school:

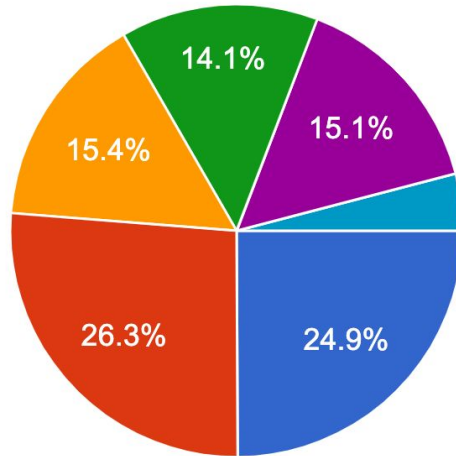
37 responses



5 = Very Satisfied

Parent Guardian Survey Results

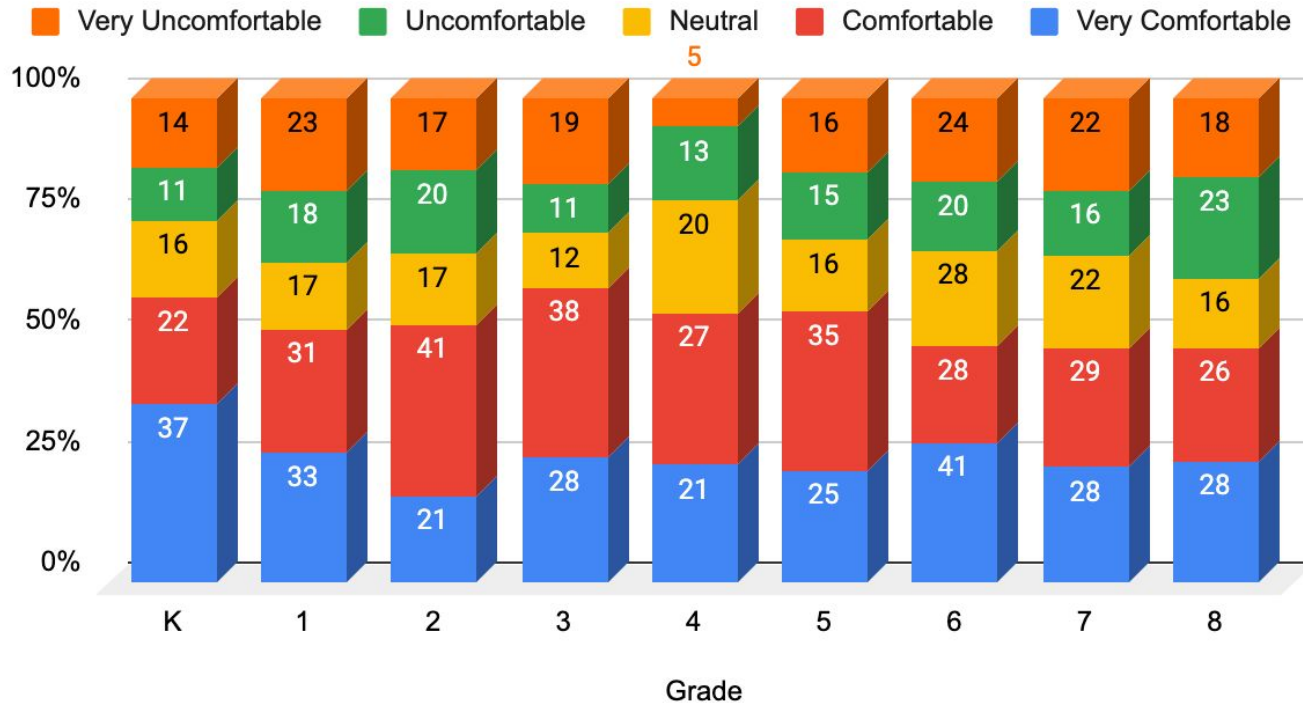
Please indicate your comfort with reopening our schools 14 days after Marin County has entered Tier 2? Reopening includes a phased-in approach, hybrid classes, stable cohorts, wearing masks, maintaining social distance, washing hands frequently, daily health verification, separate breaks for classrooms, etc.



- 5- Very Comfortable / 5- Muy cómoda
- 4- Comfortable / comoda
- 3- Neutral /Neutral
- 2- Uncomfortable / Incómoda
- 1- Very Uncomfortable / Muy Incomoda
- My child is enrolled in the Miller Creek Virtual Academy / Mi hijo esta inscrito en Miller Creek Virtual Academy

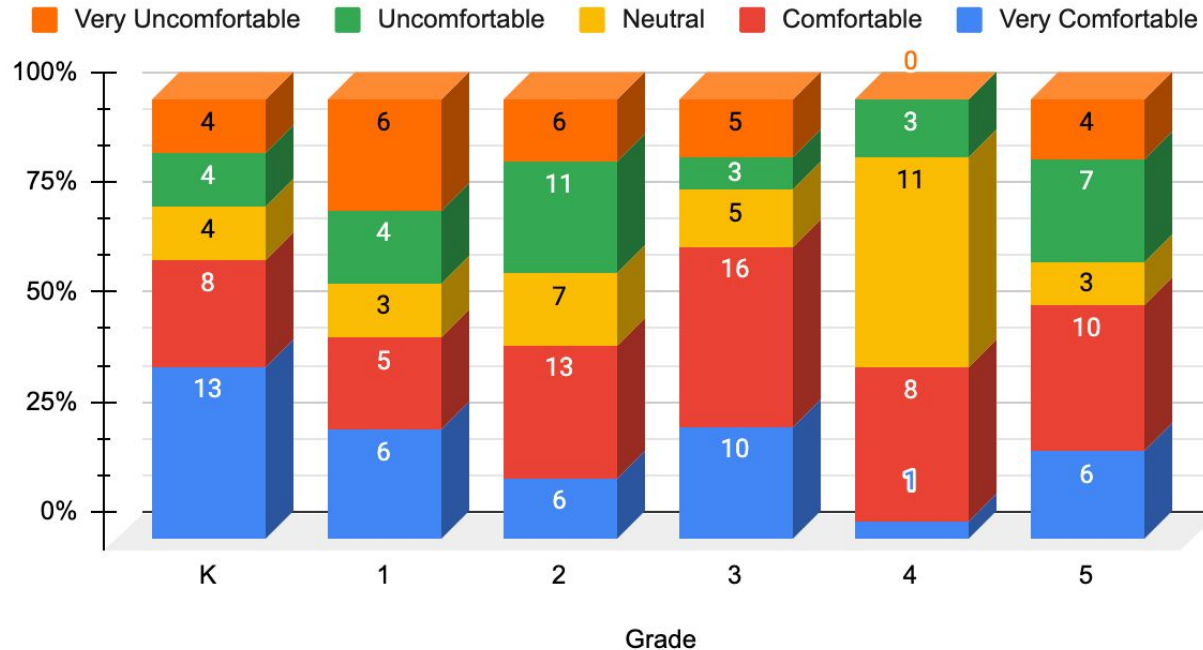
Parent Guardian Survey Results

Parents: Comfort Returning to Hybrid



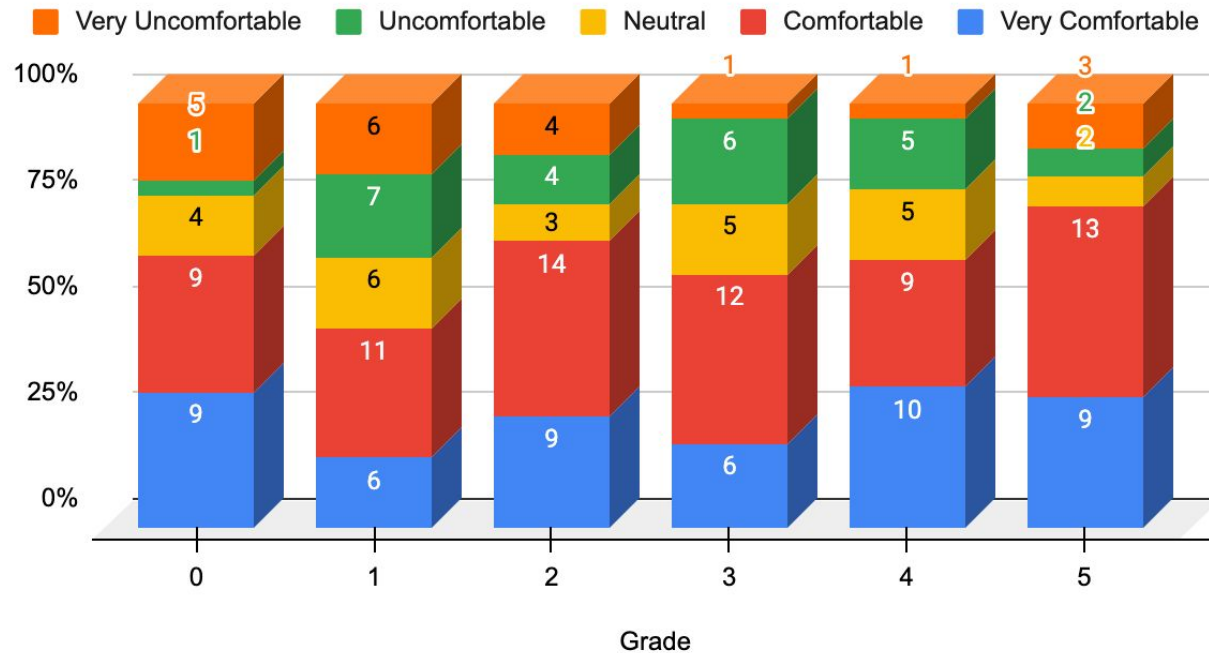
Parent Guardian Survey Results- Lucas Valley Elementary

Parents: LVE Comfort Returning to Hybrid



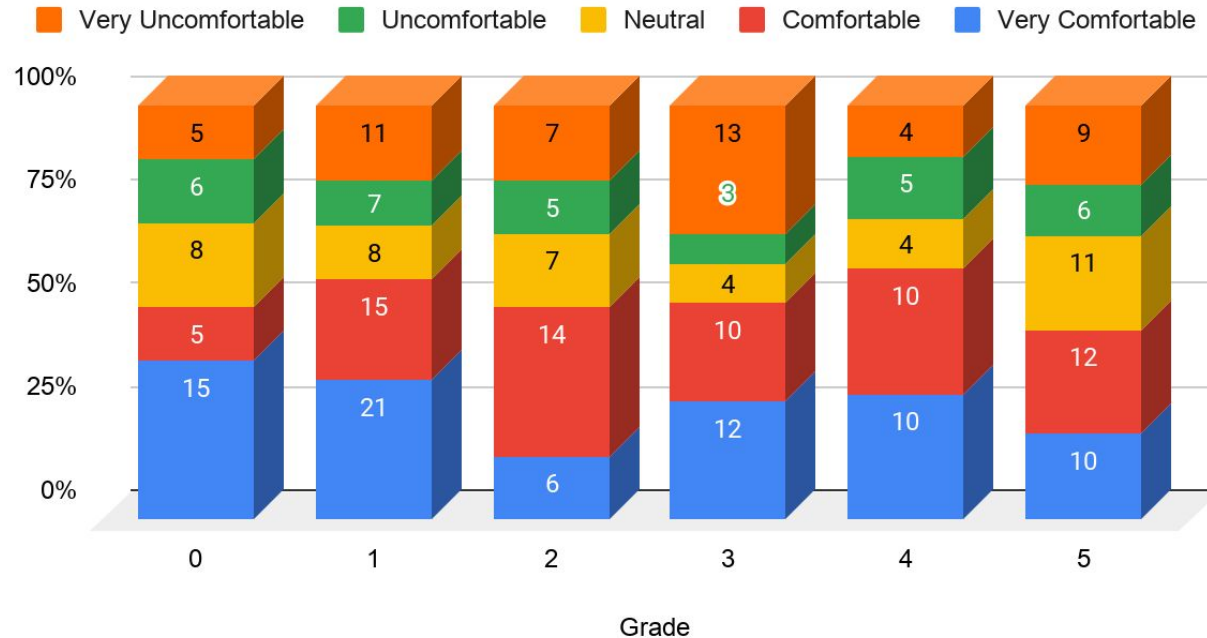
Parent Guardian Survey Results- MES

Parents: MES Comfort Returning to Hybrid



Parent Guardian Survey Results – VAL

Parents: VAL Comfort Returning to Hybrid

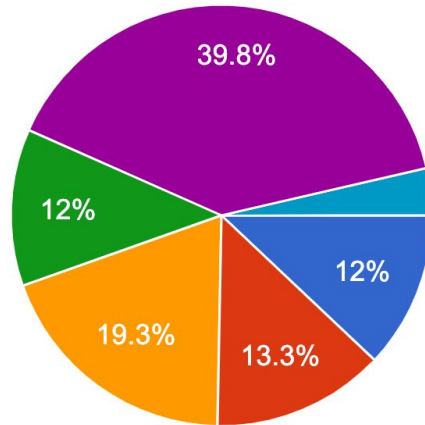


Staff Survey Results – Certificated

Please indicate your comfort with reopening our schools 14 days after Marin County has entered Tier 2? Reopening includes a phased-in approach,...ooms. (Please see SSSPP for comprehensive plan.)

83 responses

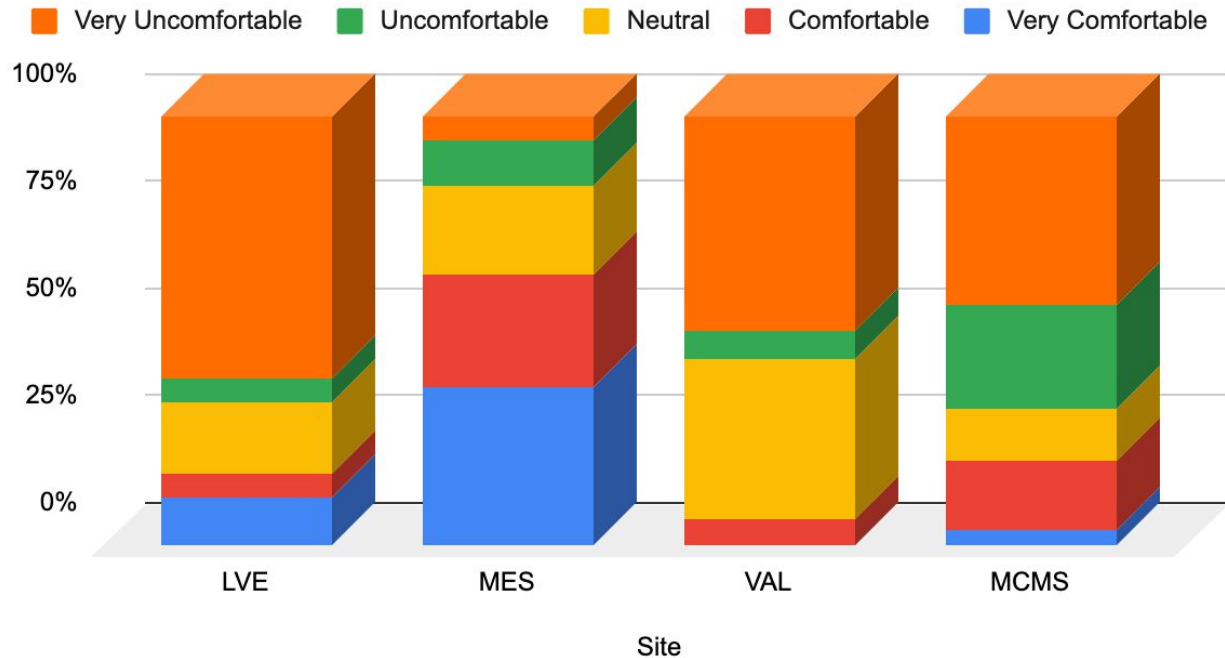
Total Certificated Employees: 117



- 5- Very Comfortable
- 4- Comfortable
- 3- Neutral
- 2- Uncomfortable
- 1- Very Uncomfortable
- I teach in the Miller Creek Virtual Academy.

Staff Survey Results – Certificated

Certificated Staff Comfort Returning to Hybrid

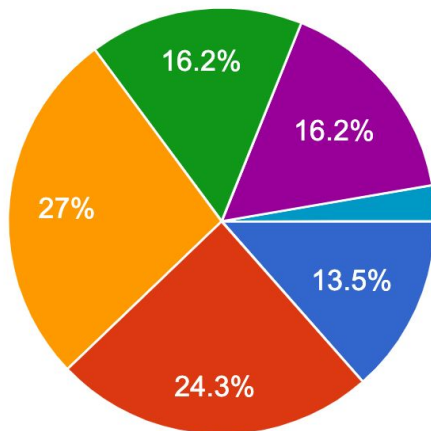


Staff Survey Results – Classified

Please indicate your comfort with reopening our schools 14 days after Marin County has entered Tier 2? Reopening includes a phased-in approach,...ooms. (Please see SSSPP for comprehensive plan.)

37 responses

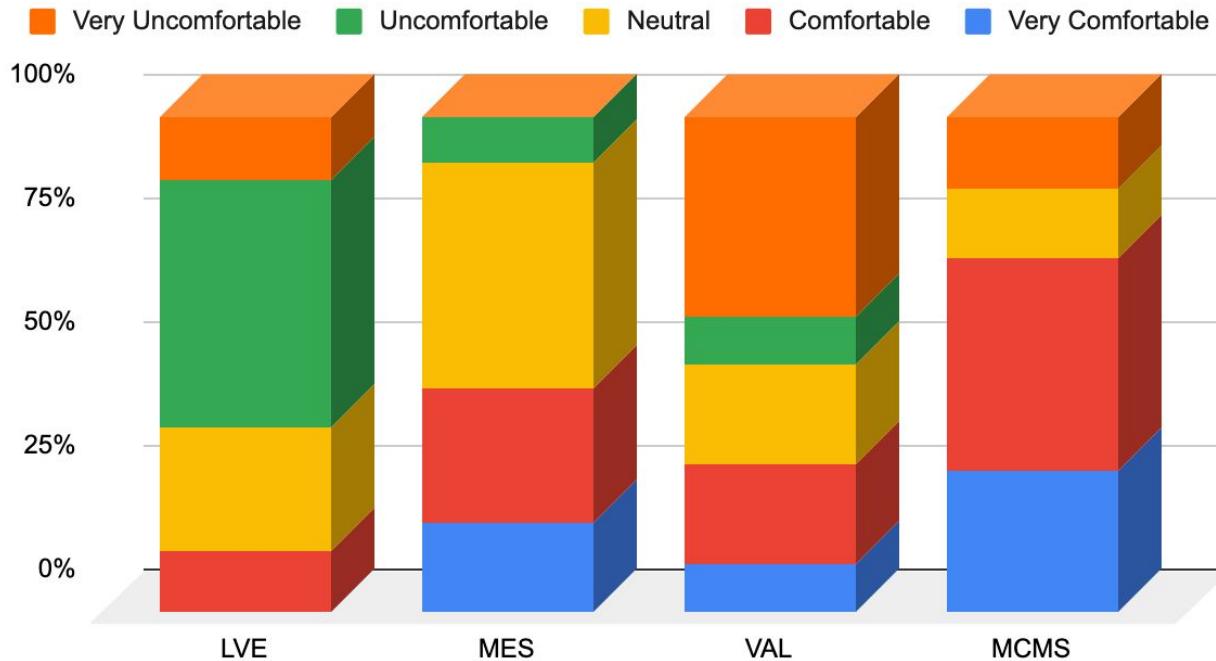
Total Classified Employees: 94



- 5- Very Comfortable
- 4- Comfortable
- 3- Neutral
- 2- Uncomfortable
- 1- Very Uncomfortable
- I teach in the Miller Creek Virtual Academy.

Staff Survey Results – Classified

Classified Staff Comfort Returning to Hybrid



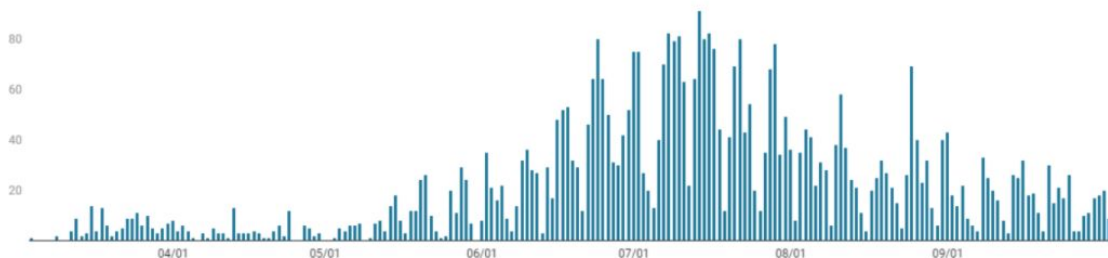
Status of Learning Models (Original Chart Presented 7.15.20)

	Traditional Model Full Return	Hybrid Model	Remote Model
Labor Agreement / MOU	No	Yes	Yes
Staff Agreement	See Data		
Community Support	See Data		
Learning Strategies	Yes	Yes	Yes
Staffing	TBD	Yes	Yes
Substitutes	Yes	Yes	N/A
SSSPP	TBD	Yes	Yes
Technology	Yes	Yes	Yes
Transportation	Special Ed Only	Special Ed Only	Special Ed Only
EPE	Yes	Yes	Yes
Food Service	Yes	Yes	Yes

Marin County: October 7, 2020

Cases Per Day by Test Date among Marin County Community Residents

This chart shows the daily number of newly reported cases (positive test results) among Marin County community residents (does not include San Quentin inmates) by test date. If an individual was tested on May 20 and Marin HHS received a positive result for that test on May 24, their positive result would be reflected in this chart and the positives and negatives test per day chart below on May 20.



Note: On 8/11/2020 the reference date for this chart was changed from report date to test date. This reflects the earliest date on record for a COVID-19 case. Due to the time required for reporting data is lagged by 3 days. Positive cases may be under-reported for up to 10 days.

Source: CalREDIE Test Date • [Get the data](#) • Created with [Datawrapper](#)

If you are a person with a disability and require this document in an alternate format (example: Braille, Large Print, Audiotape, CD-ROM), you may request an alternate format by calling: (415) 473-4767 (voice), (415) 473-3232 (TTY), or by e-mail at: crma@marincounty.org

“We firmly believe that we are at the tail end of the epi (epidemic) curve.”

Droplet vs. Airborne Precautions

- Droplet vs. Airborne Precautions
 - The epidemiology of SARS-CoV-2 indicates that most infections are spread through close contact, not airborne transmission
 - There is no evidence of efficient spread (i.e., routine, rapid spread) to people far away or who enter a space hours after an infectious person was there.
 - The best way to prevent the spread of Covid-19 is to wear a face covering, maintain physical distance and avoid large indoor gatherings (> 50).
- <https://www.cdc.gov/coronavirus/2019-ncov/more/scientific-brief-sars-cov-2.html>

“The primary way that COVID 19 is transmitted is through close contact and droplets.”

From Dr. Santora (Full video [viewable here.](#))

- "We have very low rates of COVID 19 amongst children in our county."
- "We are not anticipating that we are going back into the purple tier. We actually anticipate that we are moving into the orange tier."
- "We are preparing for a second wave."
- "Where we see the highest amount of COVID transmission is in households."
- "COVID 19 will enter into our school communities."
- "The first protection is parents...They are the key to keeping schools open."
- "There are very few child to adult transmissions documented. It is much more likely to have a colleague to colleague transmission."
- "The best ventilation is a window."
- "Dr. Willis and I are reevaluating that [air filtration] right now to see if we need to shift any guidance."
-
- "Yes, [it is safe to bring back hybrid classes]. We will continue to monitor the data."



THANK YOU

Board Questions, Comments and Direction

