



# Modesto City Schools

Early Childhood Education

Policy Committee  
(DPPC)

**Date: Friday, January 15, 2021**

**Early Childhood Education Office**

**1017 Reno Ave. Bldg C**

**Virtual Meeting**

Please call and let me know  
if you will be attending

Tel. (209) 492-1647



Dr. Sara Noguchi  
Superintendent

---

**Board of Education**

Cindy Marks  
President

Charlene G. West, Ph.D.  
Vice President

Chad Brown  
Board Member

John Ervin III  
Board Member

Adolfo Lopez  
Board Member

Amy Elliott Neumann  
Board Member

Vacancy  
Board Member

Head Start Program  
Policy Committee (DPPC)  
Location: Early Childhood Education  
1017 Reno Avenue • Building C  
Time: Virtual Meeting 12:30 p.m.  
Date: January 15, 2021

1. **Welcome & Start of Meeting**  
Roll Call
2. **Approval of Minutes**  
Review and approve Agenda (ACTION ITEM)  
Approve the October, November and December Minutes (ACTION ITEM)
3. **New Business**  
District Financial Audit Report
4. **Unfinished Business**  
By-Laws-Approve without revisions (ACTION ITEM)  
Review Program Goals and Objectives
5. **Subcommittees**  
Personnel-(any new hires)
6. **Program Update**  
Budget Status report (October)  
Monthly Attendance report (October)  
In-Kind Report (October)  
Credit Card Expense Report (October)  
Program Summary report (October)  
USDA Report (October)  
Site Supervision  
Office of Head Start Communication
7. **Community Information Report**
8. **Other Business/Questions**
9. **Adjournment**  
  
Next meeting February 5, 2021



Modesto City Schools  
426 Locust Street  
Modesto, CA 95351  
209.574.1500  
www.mcs4kids.com



Dr. Sara Noguchi  
Superintendent

**Board of Education**

Cindy Marks  
President

Charlene G. West, Ph.D.  
Vice President

Chad Brown  
Board Member

John Ervin III  
Board Member

Adolfo Lopez  
Board Member

Amy Elliott Neumann  
Board Member

Vacancy  
Board Member



Modesto City Schools  
426 Locust Street  
Modesto, CA 95351  
209.574.1500  
www.mcs4kids.com

**Early Childhood Education  
Delegate Parent Policy Committee (DPPC)  
Head Start Program  
Minutes of Meeting  
December 4, 2020**

Welcome and Start of Meeting

- Donna Bush called the meeting to order at 12:36 p.m.
- Five centers are represented and two officers are in attendance, therefore, a quorum is not present.

Approval of Agenda & Minutes

- The approval of the November & December Agenda and October, November & December Minutes will be approved at the January DPPC Meeting.

New Business

**Program Goals and Objectives**

- More information will be shared regarding the Program Goals and Objectives at the January DPPC Meeting.

**School Readiness Data**

- Desiree Petit Early Childhood Specialist shared the School Readiness Requirements and the Overview for Parents.
- School Readiness Plan offers five Domains that are appropriate for the ages and development of enrolled children.
  - Approaches to Learning
  - Social and Emotional Development
  - Language and Literacy
  - Cognition
  - Perceptual, Motor, and Physical Development
- The Program Level Data for the first collection period was shared regarding the following components. Education, Health, Disabilities/Mental Health, Family & Dual Language Learners.
- Several resources were shared with the parents regarding learning activities for preschoolers to do at home.

Unfinished Business

**By-Laws**

- Donna Bush shared that there are no changes on the By-Laws for the 2020-2021 school year. Members will have the opportunity to vote without any revision at the January DPPC Meeting.

**Past Parent Up-date**

- Members will have the opportunity to vote for the Past Parent at the January DPPC Meeting.

Subcommittee

- No Report at this time.

Program Update

**Budget Status Report:**

This report displays a graph showing where all our money is spent. The first two items are salaries and is where most of our budget goes. The remainder of the budget goes towards what we use to run our program. We have a total of 3 million dollars to spend.

Every Student Matters, Every Moment Counts

**Regional Head Start Budget Report:**

- As of August, 92.64% of the budget was spent.
- For September, 8.38% of the budget was spent.

**Blended Head Start Budget Report:**

- As of August, 98.11% of the budget was spent.
- For September, 8.46% of the budget was spent.

**Regional Head Start COVID Report:**

- For August, 43.60% of the budget was spent.

**T&TA Budget Report:**

This report shows how much was spent on workshops and trainings for the program.

**Regional Head Start T&TA Report:**

- As of August, 100.00% of the budget was spent.
- For September, 0.00% of the budget was spent.

**Attendance Report:**

This report reflects attendance per site. We are mandated to maintain 85% attendance.

**Regional Head Start Monthly Attendance Report:**

- **Attendance for August, 94.40%. WS Head Start fell below the 85%. All classes were Distance Learning.**
- **Attendance for September, 96.59%. All classes were Distance Learning.**

**In-Kind Report:**

This report reflects money we are required to report and how we are coming up with our share of funds. For every five dollars that we spend, the Federal Government gives us \$4 dollars and we come up with one dollar. When parents volunteer they help generate that dollar we need to match.

**Regional Head Start In-Kind Report:**

- **In August, a total of \$18,678 was generated.**
- **In September, a total of \$17,768 was generated.**

**Credit Card Expense Report:**

This report shows how much was spent each month with a District provided credit card.

**Regional Head Start Credit Card Expenses:**

- **In August, a total of \$350.92 was spent.**
- **In September, a total of \$471.20 was spent.**

**Program Summary Report:**

This report displays the current enrollment status.

**Regional Head Start Program Summary Report:**

- **For August, there were 210 children enrolled with a cumulative enrollment of 211. There are 19 (9.0%) of children enrolled who are over income and 32 (15.2%) of children enrolled with disabilities.**
- **For September, there were 223 children enrolled with a cumulative enrollment of 228. There are 19 (8.5%) of children enrolled who are over income and 36 (16.1%) of children enrolled with disabilities.**

USDA (United States Department of Agriculture):

This report displays the amount of USDA meals served to our children. The meals are funded through the Child Care Food Program.

- USDA Meal Count for August & September was 0. Distance Learning was in effect. Meals were provided to families through other programs.

Site Supervision:

- Kimbra Draper shared that two cohorts opened up successfully. All Health & Safety mandates were followed at check in and pick up. Only one site left for Health & safety tele visit today with Community Care Licensing. All sites passed Health, Safety and Supervision.

Office of Head Start Communication:

- None at the moment.

Community Information Report:

- Ileana Ramirez from Children's Crisis Center shared the following events.
- "Turlock Together" Please call at (209) 669-5366 for more information.
- "Angel Tree Program" Please call at (209) 523-7577 for more information.
- "Christmas Basket Give Away" Please call at (209) 572-3117 for more information.
- If you have any questions, please call the Children's Crisis Center at (209) 577-0138.

Other Business/Question:

- None at the moment.

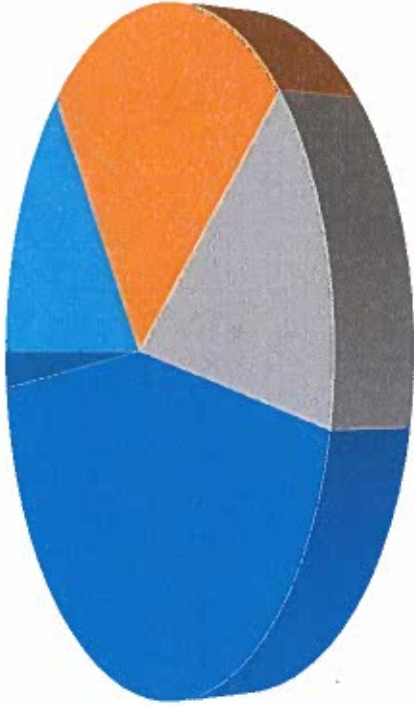
Adjournment:

Meeting adjourned at 1:49 p.m.

Next meeting will be January 15, 2021.

RHS 19-20 PY 0 DPPC Head Start Budget Report / 19-20 PY 0 Informe de DPPC Presupuesto de Head Start

Basic Budget / Presupuesto Basico



- \* Certified Salary / Salario Certificado
- \* Classified Salary / Salario Clasificado
- \* Fringe Benefits / Beneficios Adicionales
- \* Out of Area Travel / Viajes fuera del Area
- \* Supplies/Equipment / Materiales/ Equipo
- \* Other Operating Expenses / Otros Gastos de Operacion
- \* Indirect / Indirecto

	Budget/ Presupuesto	August/agosto	YTD Charges/Cargos hasta la fecha	% Spent/% Gastado
Certificated Salary / Salario Certificado	1,237,194	16,556.42	1,221,918.11	98.77%
Classified Salary / Salario Clasificado	1,047,234	26,062.26	904,757.73	86.39%
Fringe Benefits / Beneficios Adicionales	770,494	15,765.86	757,391.72	98.30%
Out of Area Travel / Viajes fuera del Area				0.00%
Supplies/Equipment / Materiales/ Equipo	218,240	49,503.99	132,477.63	60.70%
Other Operating Expenses / Otros Gastos de Operacion	92,570	(25.20)	99,069.02	107.02%
Indirect / Indirecto	191,511	(2,270.85)	179,695.43	93.83%
Expenses/Gastos	3,557,243	105,592.48	3,295,309.64	92.64%

RHS 20-21 PY 1 DPPC Head Start Budget Report / 20-21 PY 1 Informe DPPC de Presupuesto de Head Start


Basic Budget / Presupuesto Básico



	Budget / Presupuesto	September / septiembre	YTD Charges/Cargos hasta la fecha	% Spent/% Gastado
Certificated Salary / Salario Certificado	1,112,435	106,691.19	106,691.19	9.59%
Classified Salary / Salario Clasificado	914,136	71,929.51	71,929.51	7.87%
Fringe Benefits / Beneficios Adicionales	745,635	65,780.81	65,780.81	8.82%
Out of Area Travel / Viajes fuera del Area	65,590	-	-	0.00%
Supplies/Equipment / Materiales/ Equipo	109,467	1,823.47	1,823.47	2.78%
Other Operating Expenses / Otros Gastos de Operacion	182,435	705.55	705.55	0.64%
Indirect / Indirecto		15,285.00	15,285.00	8.38%
Expenses/Gastos	3,129,698	262,215.53	262,215.53	8.38%

BLENDED 19-20 PY 0 DPPC Head Start Budget Rept / 19-20 PY 0 Informe DPPC de Presupuesto Combinado de Head Start

Basic Budget / Presupuesto Basico

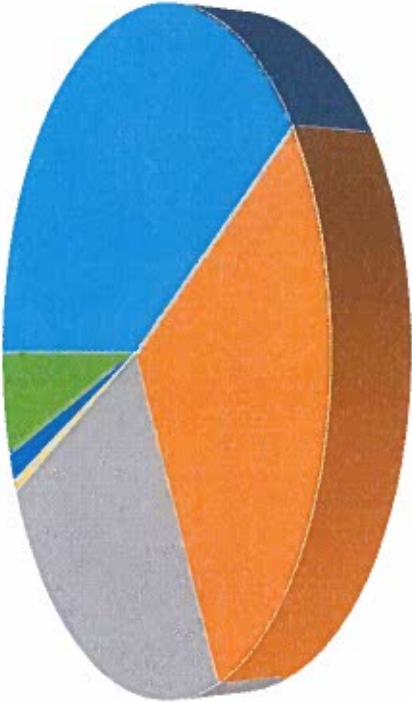


	Budget/ Presupuesto	August/agosto	YTD Charges/Cargos hasta la fecha	% Spent/% Gastado
Certificated Salary / Salario Certificado	119,043	11,008.92	125,480.43	105.41%
Classified Salary / Salario Clasificado	99,457	7,927.69	95,556.07	96.08%
Fringe Benefits / Beneficios Adicionales	90,084	7,005.15	84,213.18	93.48%
Supplies/Equipment / Materiales/ Equipo	3,930	466.91	4,451.87	113.28%
Other Operating Expenses / Otros Gastos de Operacion	6,808	899.31	3,337.43	49.02%
Indirect / Indirecto	18,169	1,687.67	18,056.96	99.38%
Expenses/Gastos	337,491	28,995.65	331,095.94	98.11%



BLENDED 20-21 PY 1 DPPC Head Start Budget Rept / 20-21 PY1 Informe DPPC de Presupuesto Combinado de Head Start

Basic Budget / Presupuesto Basico




- Certified Salary / Salario Certificado
- Classified Salary / Salario Clasificado
- Fringe Benefits / Beneficios Adicionales
- Supplies/Equipment / Materiales/Equipo
- Other Operating Expenses / Otros Gastos de Operacion
- Indirect / Indirecto

	Budget/ Presupuesto	September/septiembre	YTD Charges/Cargos hasta la fecha	% Spent/% Gastado
Certificated Salary / Salario Certificado	141,487	14,622.94	14,622.94	10.34%
Classified Salary / Salario Clasificado	117,610	9,588.15	9,588.15	8.15%
Fringe Benefits / Beneficios Adicionales	123,633	8,979.79	8,979.79	7.26%
Supplies/Equipment / Materiales/ Equipo	10,328	240.66	240.66	2.33%
Other Operating Expenses / Otros Gastos de Operacion	8,236	514.69	514.69	6.25%
Indirect / Indirecto	24,840	2,101.27	2,101.27	8.46%
Expenses/Gastos	426,134	36,047.50	36,047.50	8.46%

19-20 PY 0 DPPC Head Start Budget Rept / 19-20 PY 0 Informe DPPC de Presupuesto de Head Start

COVID

Basic Budget / Presupuesto Básico




- \* Certificated Salary / Salario Certificado
- \* Classified Salary / Salario Clasificado
- \* Fringe Benefits / Beneficios Adicionales
- \* Supplies/Equipment / Materiales/ Equipo
- \* Other Operating Expenses / Otros Gastos de Operación
- \* Indirect / Indirecto

	Budget/ Presupuesto	August/agosto	YTD Charges/Cargos hasta la fecha	% Spent/% Gastado
Certificated Salary / Salario Certificado	45,431	113.67	113.67	0.25%
Classified Salary / Salario Clasificado	12,310			0.00%
Fringe Benefits / Beneficios Adicionales	11,261	15.93	15.93	0.14%
Supplies/Equipment / Materiales/ Equipo	133,725	102,556.67	102,556.67	76.69%
Other Operating Expenses / Otros Gastos de Operación	32,700			0.00%
Indirect / Indirecto	14,573	6,326.03	6,326.03	43.41%
Expenses/Gastos	250,000	109,012.30	109,012.30	43.60%

19-20 PY 0 DPPC Head Start Budget Rept / 19-20 PY 0 Informe DPPC de Presupuesto de Head Start

T&TA

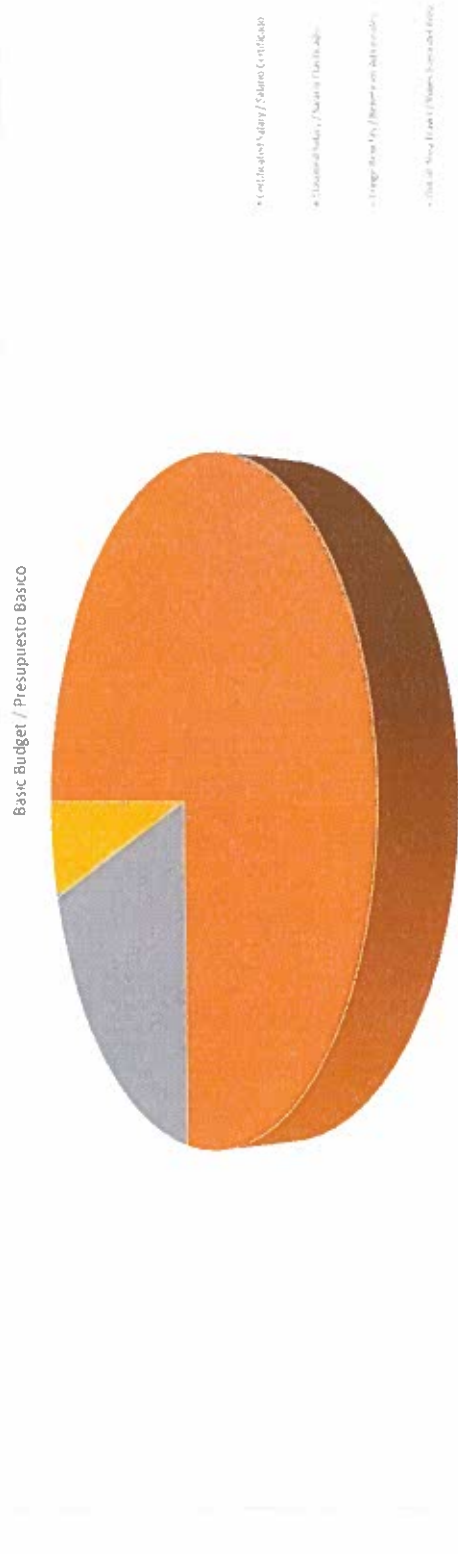
Basic Budget / Presupuesto Básico



- Certificated Salary / Salario Certificado
- Fringe Benefits / Beneficios Adicionales
- Out of Area Travel / Viajes fuera del Area
- Supplies/Equipment / Materiales/Equipo
- Other Operating Expenses / Otros Gastos de Operacion
- Indirect / Indirecto

	Budget/ Presupuesto	August/agosto	YTD Charges/Cargos hasta la fecha	% Spent/% Gastado
Certificated Salary / Salario Certificado		40.00	40.00	
Classified Salary / Salario Clasificado				
Fringe Benefits / Beneficios Adicionales		8.14	8.14	0.00%
Out of Area Travel / Viajes fuera del Area				102.15%
Supplies/Equipment / Materiales/Equipo	9,327	9,527.24	9,527.24	88.26%
Other Operating Expenses / Otros Gastos de Operacion	2,500	(48.14)	2,206.59	106.69%
Indirect / Indirecto	673	589.74	718.03	100.00%
Expenses/Gastos	12,500	10,116.98	12,500.00	

20-21 PY 1 DPPC Head Start Budget Rept / 20-21 PY 1 Informe DPPC de Presupuesto de Head Start  
T&TA



	Budget/ Presupuesto	September/septiembre	YTD Changes/Cargos hasta la fecha	% Spent/% Gastado
Certificated Salary / Salario Certificado				
Classified Salary / Salario Clasificado				
Fringe Benefits / Beneficios Adicionales				
Out of Area Travel / Viajes fuera del Area				0.00%
Supplies/Equipment / Materiales/ Equipo	9,327			0.00%
Other Operating Expenses / Otros Gastos de Operacion	2,500			0.00%
Indirect / Indirecto	673			0.00%
Expenses/Gastos	12,500			0.00%

<b>Name</b>	<b>Monthly Attendance August, 2020</b>
Bret Harte	N/A
Burbank	100.00%
El Vista	100.00%
Everett	100.00%
Fairview	100.00%
FCCH	87.72%
Franklin	100.00%
Kirschen	100.00%
Martone	100.00%
Muir	100.00%
Pearson	100.00%
Robertson Road	100.00%
Shackelford	100.00%
Tuolumne	100.00%
Wright Start FLC	84.62%
<b>Daily Attendance Totals</b>	<b>94.40%</b>

<b>Name</b>	<b>Monthly Attendance September, 2020</b>
Bret Harte	N/A
Burbank	100.00%
El Vista	100.00%
Everett	100.00%
Fairview	100.00%
FCCH	89.11%
Franklin	100.00%
Kirschen	100.00%
Martone	100.00%
Muir	100.00%
Pearson	100.00%
Robertson Road	100.00%
Shackelford	100.00%
Tuolumne	100.00%
Wright Start FLC	100.00%
<b>Daily Attendance Totals</b>	<b>96.59</b>

Modesto City Schools/Distrito Escolar de Modesto  
Head Start Parent Volunteer/Padres Voluntarios de Head Start  
In-Kind Tracking Goal & Tracking Chart PY 0/Rastreo de Metas de In-Kind y Grafico de Rastreo PY 0

Site/Centro	Days of Operations/ Días de Operación	# Hrs / Day # Horas/Día	# Parents / Hrs # Padres/ Hora	Donated Salary Rate/ Tasa de Salario	Total Goal/ Meta Total	Amount Generated Per Month/ Cantidad Generada Por Mes												July/julio	August/ agosto
						Total Generated/ Total Generado	September/ septiembre	October/ octubre	November/ noviembre	December/ diciembre	January/ enero	February/ febrero	March/ marzo	April/abril	May/mayo	June/junio			
Bret Harte	172	7	1	\$24.27	\$29,221	\$6,823.29	\$1,762.00	\$1,013.27	\$163.82	\$631.02	\$686.63	\$1,401.69	\$176.96	\$0.00	\$0.00	\$0.00	\$0.00	\$0.00	
Burbank	172	7	1	\$24.27	\$29,221	\$24,342.29	\$4,060.00	\$4,957.16	\$3,598.03	\$910.13	\$6,389.08	\$3,434.21	\$161.69	\$0.00	\$0.00	\$0.00	\$0.00	\$862.00	
El Vista	172	7	1	\$24.27	\$29,221	\$19,036.33	\$2,620.00	\$6,485.02	\$2,942.74	\$794.84	\$1,862.72	\$4,174.44	\$770.67	\$0.00	\$0.00	\$0.00	\$0.00	\$486.00	
Everett	236	10.5	1	\$24.27	\$60,141	\$339.78	\$0.00	\$321.58	\$0.00	\$0.00	\$18.20	\$0.00	\$0.00	\$0.00	\$0.00	\$0.00	\$0.00	\$0.00	
Fallview	172	7	1	\$24.27	\$29,221	\$35,907.96	\$6,024.00	\$6,164.68	\$3,064.09	\$3,365.33	\$6,662.90	\$7,930.22	\$794.84	\$0.00	\$0.00	\$0.00	\$0.00	\$2,022.00	
Franklin	172	7	1	\$24.27	\$29,221	\$91,193.88	\$13,872.00	\$17,177.09	\$7,887.76	\$6,116.04	\$27,328.02	\$13,014.79	\$916.19	\$0.00	\$0.00	\$0.00	\$0.00	\$4,872.00	
Kirchsten	172	3.5	1	\$24.27	\$14,611	\$33,877.37	\$2,608.00	\$9,966.77	\$6,534.70	\$2,894.20	\$6,367.60	\$4,271.62	\$1,310.68	\$0.00	\$0.00	\$0.00	\$0.00	\$1,044.00	
Martone	236	10.5	1	\$24.27	\$60,141	\$1,286.78	\$96.00	\$0.00	\$121.36	\$316.61	\$109.22	\$242.70	\$0.00	\$0.00	\$0.00	\$0.00	\$144.00	\$268.00	
Muir	172	7	1	\$24.27	\$29,221	\$17,312.46	\$0.00	\$0.00	\$9,641.26	\$0.00	\$631.02	\$2,979.14	\$3,149.03	\$0.00	\$0.00	\$0.00	\$0.00	\$912.00	
Pearson	172	7	1	\$24.27	\$29,221	\$8,223.32	\$24.00	\$1,116.42	\$1,126.66	\$910.13	\$788.78	\$728.10	\$479.33	\$0.00	\$0.00	\$0.00	\$0.00	\$3,048.00	
Rob Rd	172	7	1	\$24.27	\$29,221	\$19,748.41	\$966.00	\$6,646.83	\$1,906.20	\$1,292.38	\$2,712.17	\$5,193.78	\$384.06	\$0.00	\$0.00	\$0.00	\$0.00	\$768.00	
Shackelford	172	7	1	\$24.27	\$29,221	\$45,940.28	\$8,478.00	\$8,342.81	\$7,676.39	\$2,289.26	\$7,171.79	\$7,226.39	\$2,764.66	\$0.00	\$0.00	\$0.00	\$0.00	\$2,022.00	
Tuolumne FD	236	10.5	1	\$24.27	\$60,141	\$19,266.74	\$2,660.00	\$3,088.36	\$2,924.64	\$2,766.78	\$2,384.63	\$3,373.63	\$0.00	\$0.00	\$0.00	\$0.00	\$0.00	\$1,878.00	
O. Wright	172	7	1	\$24.27	\$29,221	\$12,331.09	\$1,110.00	\$1,389.46	\$2,014.41	\$1,698.90	\$2,190.37	\$2,184.30	\$867.66	\$0.00	\$0.00	\$0.00	\$360.00	\$616.00	
OPPC Meetings				\$100.64		\$19,991.40	\$102.62	\$6,331.04	\$3,486.68	\$3,280.64	\$2,870.66	\$3,076.60	\$1,846.36	\$0.00	\$0.00	\$0.00	\$0.00	\$0.00	
Total					\$487,246	\$364,610	\$44,363	\$70,890	\$63,088	\$27,236	\$67,963	\$69,230	\$13,680	\$0	\$0	\$0	\$604	\$18,678	

Modesto City Schools/Districto Escolar de Modesto  
Head Start Parent Volunteer/Padres Voluntarios de Head Start®  
In-Kind Tracking Goal & Tracking Chart PY 1/Rastreo de Metas de In-Kind y Grafico de Rastreo PY 1

[illegible]



### Credit Card Expense Report/Informe de Gastos de Tarjeta de Credito

[illegible]

## 20-21 Head Start

## Credit Card Expense Report/Informe de Gastos de Tarjeta de Credito

[illegible]

Modesto City Schools/ Distrito Escolar de Modesto  
20-21 Head Start  
Program Summary Report/ Reporte de Resumen del Programa

Area	Month/Mes											
	July/ julio	August/ agosto	September/ septiembre	October/ octubre	November/ noviembre	December/ diciembre	January/ enero	February/ febrero	March/ marzo	April/ abril	May/ mayo	June/ junio
Funded Enrollment/ Inscripción Financiada	500	500	500	500	500	500	500	500	500	500	500	60
Current Enrollment/ Inscripción Actual (Report 232s)	30	210	223	233	234							
Cumulative Enrollment/ Inscripción Cumulativa (PIR A-15)	30	211	228	238								
# Over-Income/ # Sobre Ingreso (PIR A-16 e&f)	3	19	19	19								
% Over-Income/ % Sobre Ingreso	10.0%	9.0%	8.5%	8.2%								
# Disabilities/ # Discapacidades (PIR C-25)	9	32	36	38								
% Disabilities/ % Discapacidades	30.0%	15.2%	16.1%	16.3%								

Modesto City Schools/Escuelas del Distrito de Modesto  
19-20 Head Start  
Child Care Food Program, USDA Summary Report / Programa de Comida de Cuidado de Niños, Resumen del Reporte USDA

Meal Type/ Tipo de Comida	YTD Total / Total del Año hasta la fecha	Month & Number of Meals/Snacks Served / Mes y Cantidad de Comidas/Botanas Servidas											
		September/ septiembre	October/ octubre	November/ noviembre	December/ diciembre	January/ enero	February/ febrero	March/ marzo	April/ abril	May/ mayo	June/ junio	July/ julio	August/ agosto
Breakfast/ Desayuno	28,363	4,960	5,176	4,058	3,545	3,270	3,908	2,600	0	0	0	846	0
Lunch/Lonche	28,090	4,880	5,080	3,922	3,458	3,293	4,015	2,543	0	0	0	899	0
Snack/Botana	4,676	684	721	555	489	625	659	385	0	0	0	558	0
Total	61,129	10,524	10,977	8,535	7,492	7,188	8,582	5,528	0	0	0	2,303	0

## 20-21 Head Start

[illegible]