

# Returning to In-Person Learning

BUSD Board of Education

January 6, 2021

Emerging Stronger. Together.

**Berkeley**  
PUBLIC SCHOOLS  
Berkeley Unified School District

# This Evening's Meeting

1. Update on Local COVID-19 Health Conditions
  - a. Stay at Home Order (ICU Capacity)
  - b. State Tiering System (Cases and Test Positivity)
2. Governor's January 1 Press Release about School Reopening
3. Hybrid Learning Update
4. Discussion




# Guiding Values

- Health of students, families and staff
- Social-emotional well-being
- Equity of opportunity and support
- Quality education
- Communication and consultation with families and staff

Emerging Stronger. Together.

**Berkeley**  
PUBLIC SCHOOLS  
Berkeley Unified School District



## PRE-K & ELEMENTARY SCHOOL

CAMPUS SAFETY PLAN  
2020-2021 SCHOOL YEAR

Emerging Stronger.  
Together.

---

**Berkeley**  
PUBLIC SCHOOLS

Berkeley Unified School District

VERSION 1, OCTOBER 23, 2020

# Website Resources for BUSD Staff and Families

[www.berkeleyschools.net/campus-reopening](http://www.berkeleyschools.net/campus-reopening)

## Reopening Dashboards

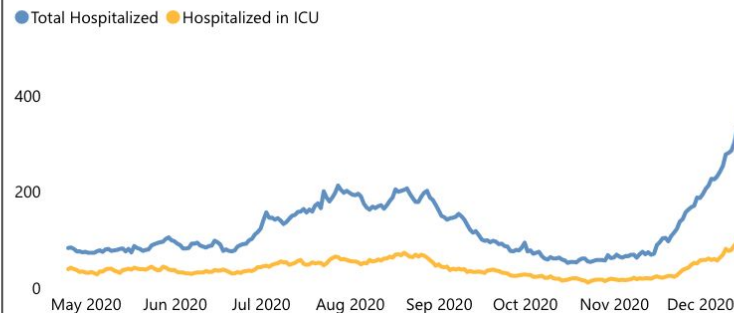
Pre-K and Elementary  
Middle Schools (new)  
BHS and BTA (new)

## COVID-19 ON-SITE CASE DASHBOARD

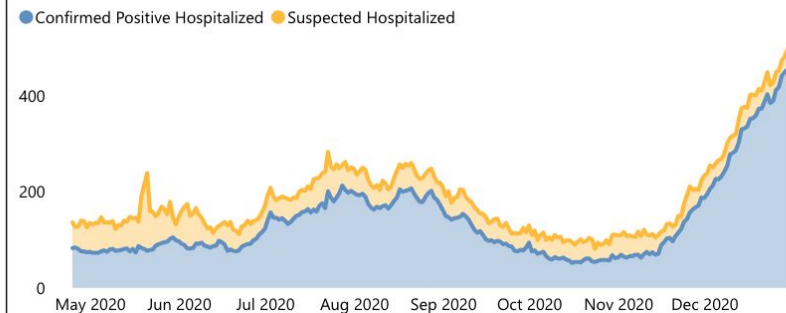


# Alameda County Hospitalizations COVID-19 Dashboard

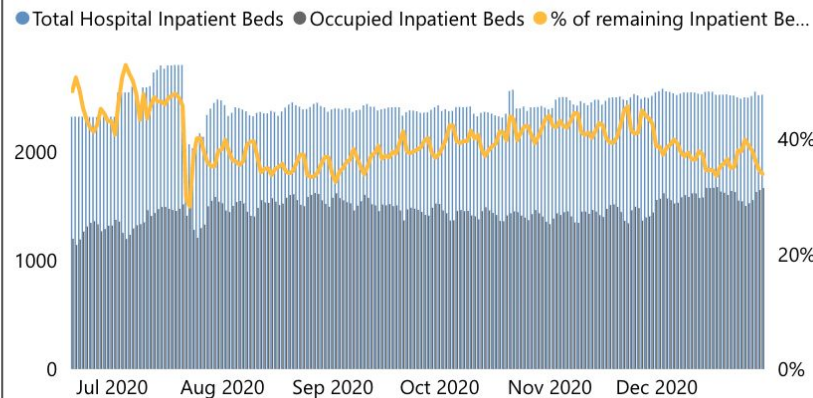
## Alameda County Total COVID-19 Hospitalizations



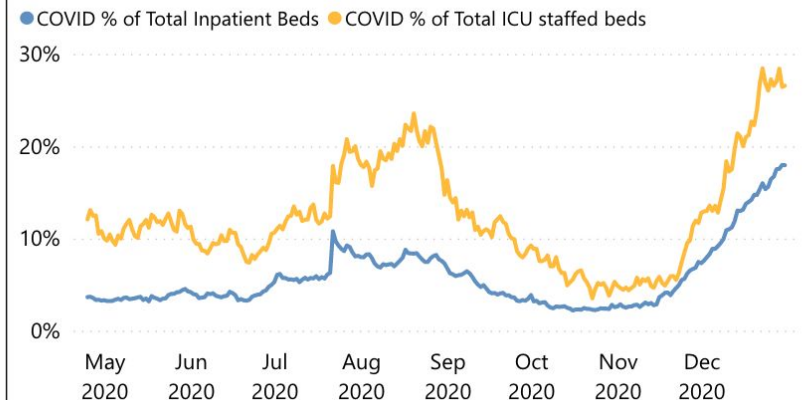
## Confirmed and Suspected Inpatients



## Total Hospital Inpatient Beds vs Occupied Inpatient Beds



## COVID Percentage of Beds





# Alameda County COVID-19 Tier Metrics

Current Tier Status

1

### Understanding our County's Status

Every county is assigned a tier by the State of California according to its Blueprint for a Safer Economy. The state reviews data weekly and County Tier assignments may occur any day of the week and may occur more than once a week when CDPH determines immediate action is needed.

Counties may be moved back more than one tier if CDPH determines a need for intensive intervention. Key considerations include the rate of increase in new cases and/or test positivity, public health capacity, and other epidemiological factors. Counties may move with one week of worsening metrics (as opposed to the usual two weeks during times of stability). The most recent reliable data will be used to complete the assessment. [Click to learn more about tier assignments and metric details.](#)

Adjusted Cases per Day per 100,000

22.5

Unadjusted: 44.9

This is the number of new cases of COVID-19 reported in Alameda County per day per 100,000 residents, averaged over 7 days. The number is calculated using a 4-day delay to ensure enough time for accurate reporting.

The State adjusts the case rate by a corrective factor that compares testing in each county to the statewide testing average. Testing beyond the statewide average adjusts a county's case rate downward. The unadjusted case rate for Alameda County is also posted here. [Click to learn more about tier assignments and metric details.](#)

	Tier 1 Widespread	Tier 2 Substantial	Tier 3 Moderate	Tier 4 Minimal
Adjusted Cases per Day per 100,000	>7	4 to 7	1 to 3.9	<1
Overall Test Positivity Rate	>8%	5% to 8%	2% to 4.9%	<2%
Lowest HPI Quartile Test Positivity Rate	>8%	5.3 to 8*	2.2 to 5.2%	<2.2%

Overall Test Positivity Rate

7.3%

This is the percentage of tests that were positive among all tests conducted in Alameda County residents over a 7-day period. The number is calculated using a 4-day delay to ensure enough time for accurate reporting. [Click to learn more about tier assignments and metric details.](#)

### Lowest HPI Quartile Test Positivity Rate

10.8%

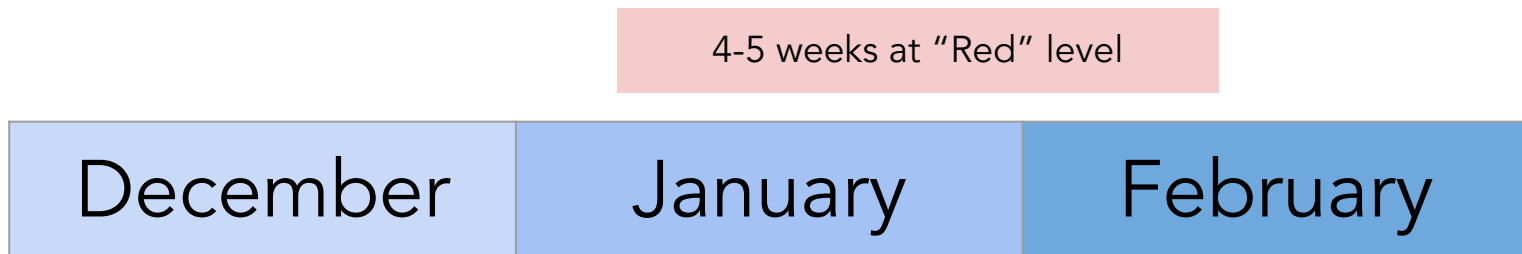
This is the percentage of tests that were positive among all tests conducted in residents of the least advantaged census tracts in Alameda County over a 7-day period. The State uses the [Healthy Places Index](#) (HPI) to identify these census tracts. The HPI is a composite measure of different indicators that reflect geographic socioeconomic disadvantage. In general, the neighborhoods with the lowest quartile HPI scores also have the highest COVID-19 rates, and there is significant overlap with the neighborhoods identified by Alameda County as being high-priority areas.

# Estimating the Reopening Timeline

Currently, there is a 4-5 week delay between transmission and test positivity rates and the permission to reopen schools.

2-3 weeks of “Red Level” data are required prior to the redesignation of the County to the Red level.

An additional 2 weeks of steady or declining transmission and test positivity data are required in order for schools to reopen.



If case rate and test positivity data improve to “Red” levels by January 11, then permission might be granted on about February 16.



# Governor Newsom: California's Safe Schools for All Plan

Proposed: Dec 30, 2020





### Funding to Support Safe Reopening:

The Budget will propose for immediate action in January, \$2 billion to support safety measures – including testing, ventilation and PPE – for schools that have resumed in-person instruction or phasing in of in-person instruction by early spring.

### Safety & Mitigation Measures for Classrooms:

To further ensure health and safety in the classroom, the Administration will support implementation of key health measures. This will include frequent testing for all students and staff, including weekly testing for communities with high rates of transmission; masks for all students and staff, including distribution of millions of surgical masks for school staff; improved coordination between school and health officials for contact tracing; and prioritization of school staff for vaccinations.

### Hands-on Oversight & Assistance for Schools:

Dr. Naomi Bardach, a UCSF pediatrician and expert on school safety, will lead the Safe Schools for All Team, a cross-agency team composed of dedicated staff from CDPH, Cal/OSHA, and educational agencies. The Team will provide hands-on support to help schools develop and implement their COVID-19 Safety Plans.

### Transparency & Accountability for Families and Staff:

A state dashboard will enable all Californians to see their school's reopening status, level of available funding and data on school outbreaks. Additionally, a web-based "hotline" will empower school staff and parents to report concerns to the Safe Schools for All Team, which will lead to escalating levels of intervention beginning with technical assistance and ending with legal enforcement.

# ELEMENTARY SCHOOL REOPENING READINESS

## BUSD COVID-19 RISK REDUCTION DASHBOARD

UPDATED: DECEMBER 14, 2020

ALAMEDA COUNTY COVID TIER: PURPLE – WIDESPREAD

### FACILITIES

Cleaning and Disinfection Supplies, Training, and Protocols **Completed** ✓  
Hand Sanitizer **Completed** ✓  
Merv-17 Portable Air Purifier Units (classroom) **Completed** ✓  
Signage for Health Protocols **Completed** ✓  
Plexiglass Barriers for Front Offices **Completed** ✓  
Spacing and Directional Markers **Completed** ✓  
Touchless Faucets for Elementary Classrooms **Completed** ✓

### HEALTH PRACTICES

Daily Health Screener Application **Completed** ✓  
District Nurse COVID-19 Liaisons **Completed** ✓  
Face Coverings for Students and Staff **Completed** ✓  
Reporting and Contact Tracing Protocols **Completed** ✓

### SCHOOL CAMPUS LOGISTICS

Arrival and Departure Procedures **Completed** ✓  
Bus Transportation Planning **Completed** ✓  
Injury and Illness Prevention Program Update **Completed** ✓  
Meals and Recess Plans **Completed** ✓  
School Safety Plan Updates **Completed** ✓

### STAFF

COVID-19 Staff Training **Completed** ✓  
Employee Accommodations Process **Ongoing**  
Hybrid Learning Model (Schedule, Logistics, Labor Agreement) **Ongoing**  
Substitute Staffing for Accommodated Employees **Ongoing**  
COVID-19 Testing Protocol for Employees **Completed** ✓

### STUDENTS AND FAMILIES

COVID-19 School Campus Safety Plan (for families) **Completed** ✓  
COVID-19 Student Education Resources **Completed** ✓  
On-Campus Learning Family Agreement **Completed** ✓  
Student Enrollment Survey **In Development** | TBD

### AGENCY APPROVALS

ACOE-Approved Elementary Reopening Plan **In development** | Prior to 01.13.2020  
COB School Site Inspection | **TBD**  
COB Site Specific Plan **Completed** ✓

*Percentages indicate the progress made toward completion of these tasks. Dates are estimates.*

# Hybrid Learning Update

Emerging Stronger. Together.

**Berkeley**  
PUBLIC SCHOOLS  
Berkeley Unified School District

Most significant during bargaining in December, BFT responded favorably to BUSD initial hybrid learning model for Early Childhood Education and Elementary Schools.

The model

- Strikes a balance for teachers between the varied needs and desires of parents
- Maintains stability during the morning distance learning program
- Adds afternoon in-person learning to the current school experience

There are still difference between BFT and BUSD on several significant issues.

	Berkeley Federation of Teachers	Berkeley Unified School District
Staffing In-Person Instruction	Volunteer teachers only	All staff, except those with district-approved accommodations to work from home
COVID Testing for Students	Mandatory for all students as a condition of reopening schools	Not required by the state, so student testing should not be a condition of reopening schools. The district has identified a testing partner for students.
Reopening Threshold	Orange Tier, if in-person teaching is voluntary	Red Tier, as described by the state

	Berkeley Federation of Teachers	Berkeley Unified School District
School and Classroom Closure Threshold	If 5% of classroom or school tests positive, then the classroom or school will be closed for the quarantine period	In consultation with local health officials
Work from Home Accommodations	All staff who present documentation of high risk (or live with someone at high risk) can work from home	Approved by BUSD in keeping with the ADA's interactive process and with the CDC's description of higher risk conditions
Supervision of Morning Student Screening	Volunteers only	Non-classroom teachers and staff (with a stipend)
Period for Phasing In Elementary Schools to In-Person	Four Weeks	Two Weeks

# Discussion

Emerging Stronger. Together.

**Berkeley**  
PUBLIC SCHOOLS  
Berkeley Unified School District