



Excellence • Equity • Engagement • Enrichment

Distance Learning Update
January 20, 2021

Special Guests

Hasmig Minassian (BHS, U9)

Crystal Paschel (Longfellow, Intervention)

Allison Krasnow (Willard, Math)

Sara Carver (Malcolm X, Kindergarten)

Shawn Mansager, Executive Director Special Education

Presenters

Anne Marie Callegari, Supervisor Office of Family Engagement & Equity

Bonnie Christensen, Director Nutrition Services

Debbie Dean, Director TK-8 Schools

Dr. Thom Reinhardt, Coordinator Berkeley Research, Evaluation & Assessment

Dr. Philip Shelley, Director Student Services

Michelle Sinclair, Director of State, Federal & Special Projects

Topics

1. Longfellow Middle School - Video
2. Data Overview
 - a. Attendance
 - b. Academic Performance
 - c. Enrollment
2. Student Nutrition Services
3. Small Cohorted Groups
4. Family Support Seminars
5. Professional Development
6. Extended Learning Planning
7. Discussion

Distance Learning Interview - Longfellow Middle School

Berkeley Hedgspeth, 8th grade student

Aaron Lechuga, Restorative Justice Counselor

Jeremy Furlan, Principal

Enrollment Change by Cohort

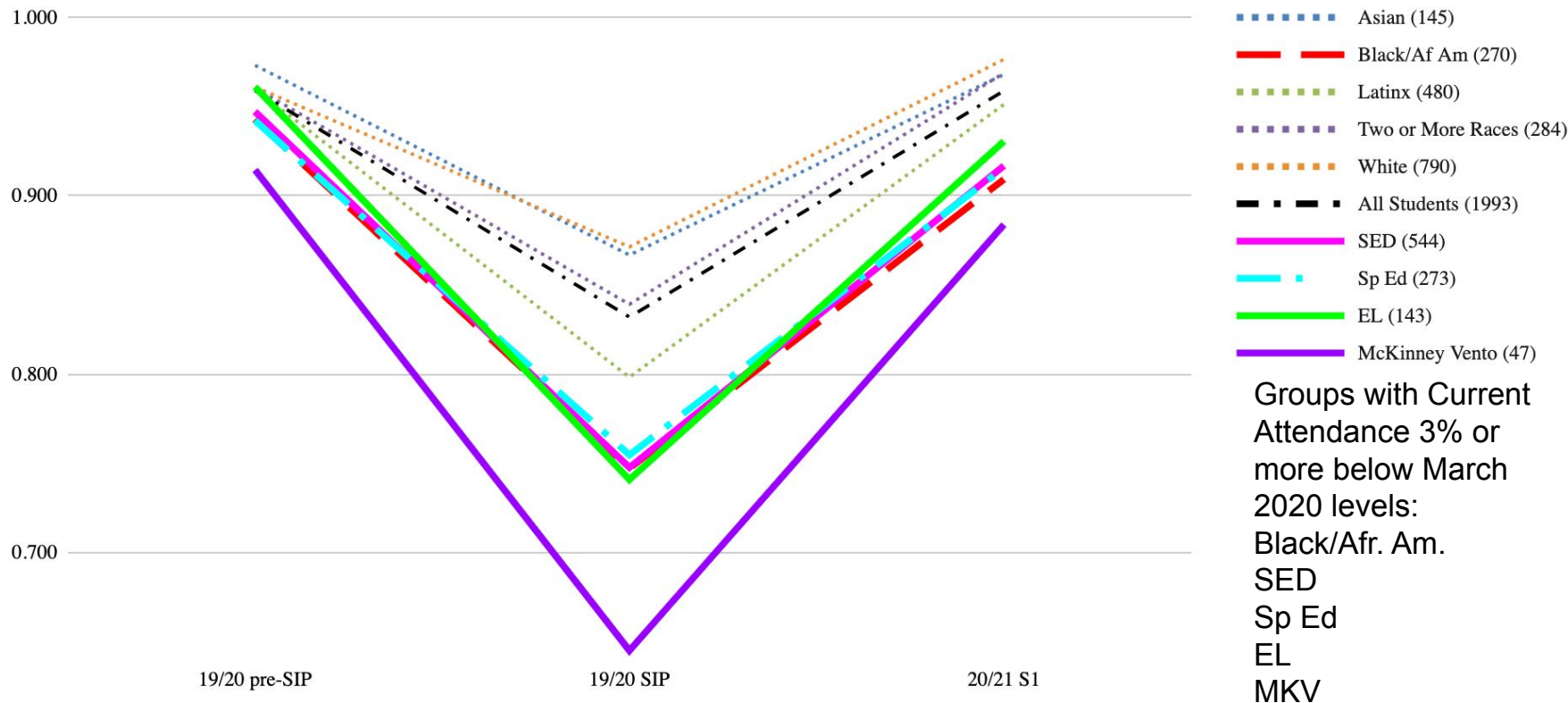
2019-20 Grade Level	2019-20 Enrollment	# not enrolled in 2020-21	% Attrition in Each Cohort
ALL	9020	684	7.58
TK	120	22	18.33
K	699	64	9.16
1	707	61	8.63
2	651	52	7.99
3	703	51	7.25
4	708	43	6.07
5	726	116	15.98
6	731	42	5.75
7	714	33	4.62
8	738	78	10.57
9	801	29	3.62
10	849	39	4.59
11	873	54	6.19

Attendance: Semester 1 2020-21

	BERKELEY HIGH		MIDDLE SCHOOLS		ELEMENTARY SCHOOLS	
	60% to 90%	under 60%	60% to 90%	under 60%	60% to 90%	under 60%
Asian	6.1%	2.3%	10.3%	2.1%	6.5%	2.0%
Black/Af Am	34.4%	7.2%	30.0%	7.0%	33.7%	9.6%
Latinx	18.0%	3.4%	19.3%	2.7%	16.3%	4.3%
Other	16.2%	8.1%	16.7%	12.5%	18.6%	4.7%
Two or More Races	9.8%	2.7%	10.9%	2.1%	8.5%	1.9%
White	6.9%	1.1%	7.8%	0.8%	8.0%	1.4%
All Students	13.1%	2.8%	14.3%	2.5%	13.1%	3.2%
SED	25.3%	5.8%	28.1%	6.6%	28.6%	9.0%
Sp Ed	32.0%	10.1%	29.9%	6.2%	26.6%	6.0%
EL	26.4%	7.5%	28.5%	3.5%	21.4%	5.2%
McKinney Vento	39.2%	8.1%	48.9%	8.5%	60.4%	16.7%

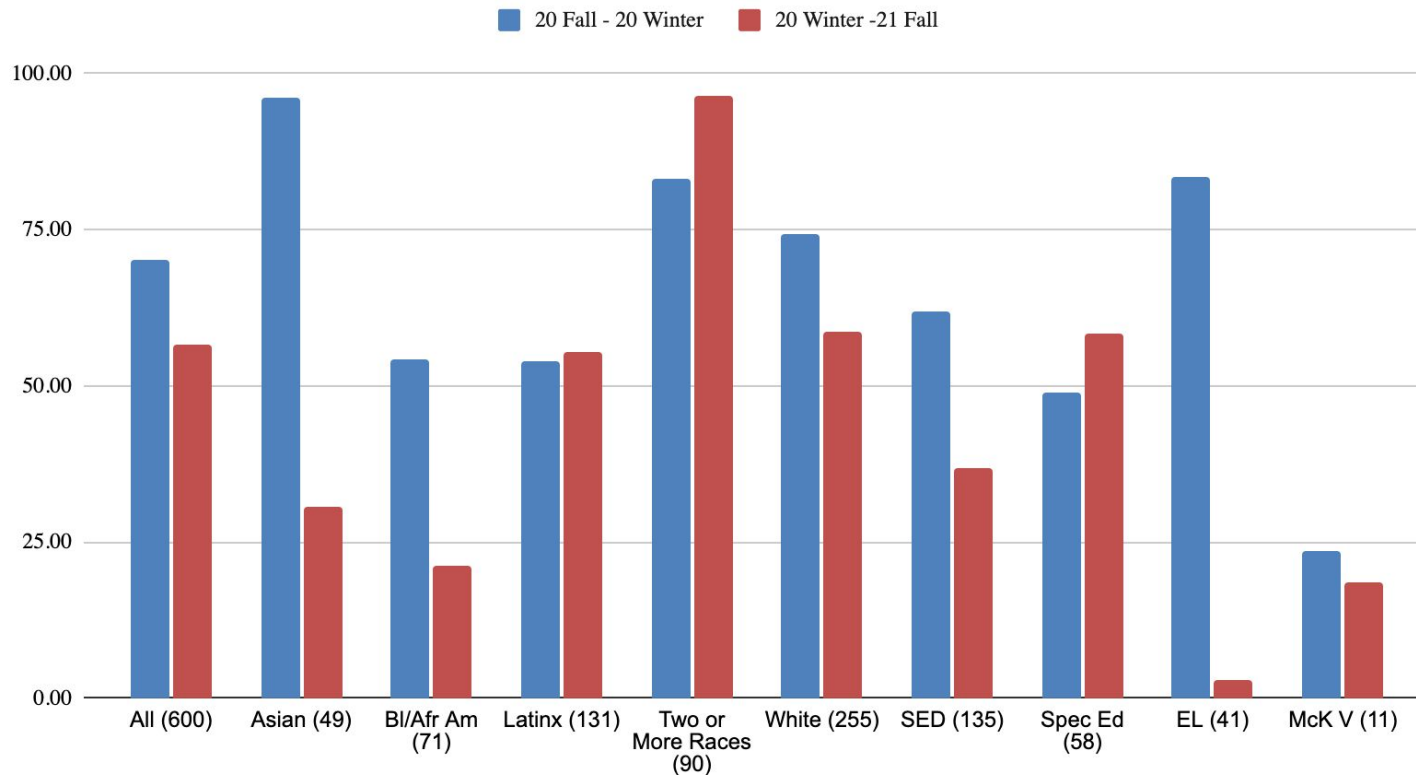
Attendance: Distance Learning Comparison

Middle School Average Daily Attendance Rates



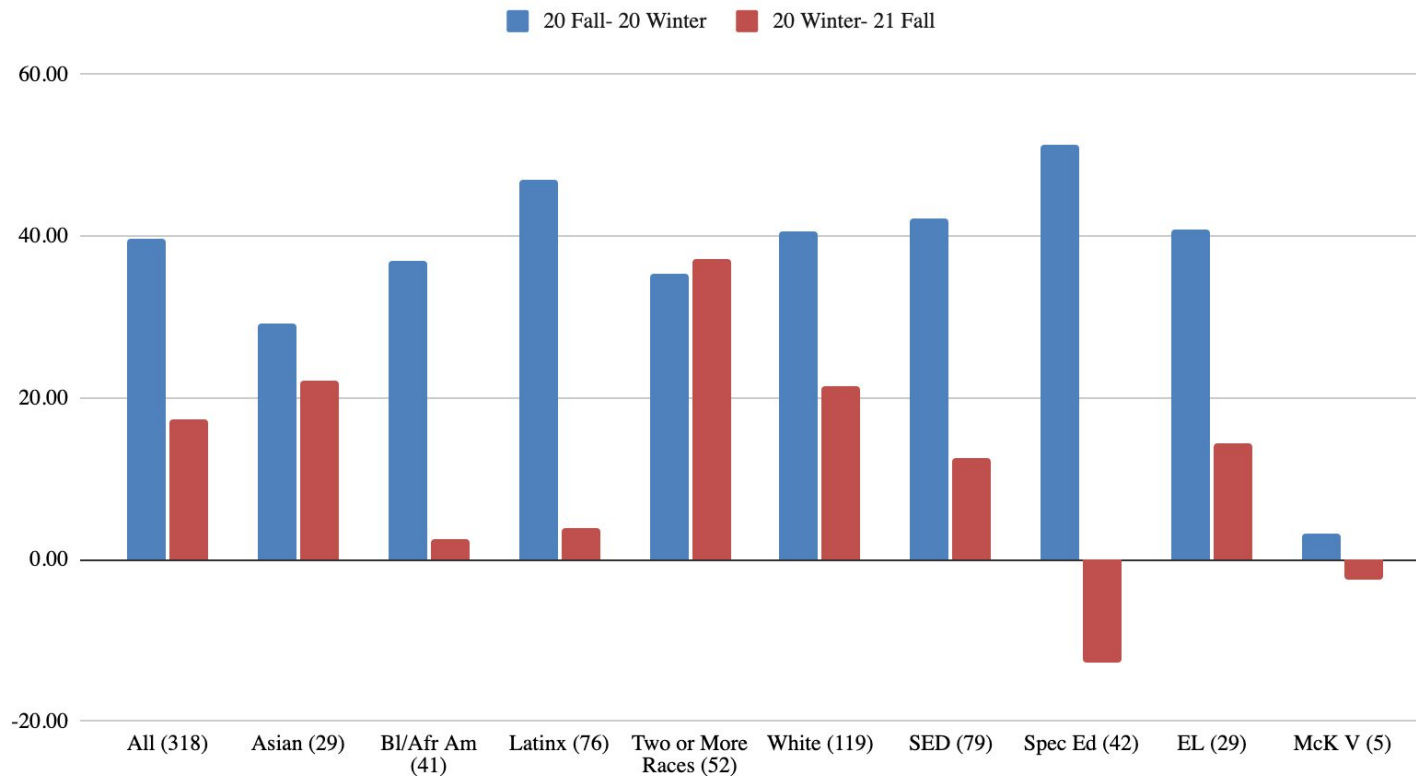
Academic Indicators: STAR Assessments

Average Scale Score Growth for 3rd-5th Grade STAR Reading



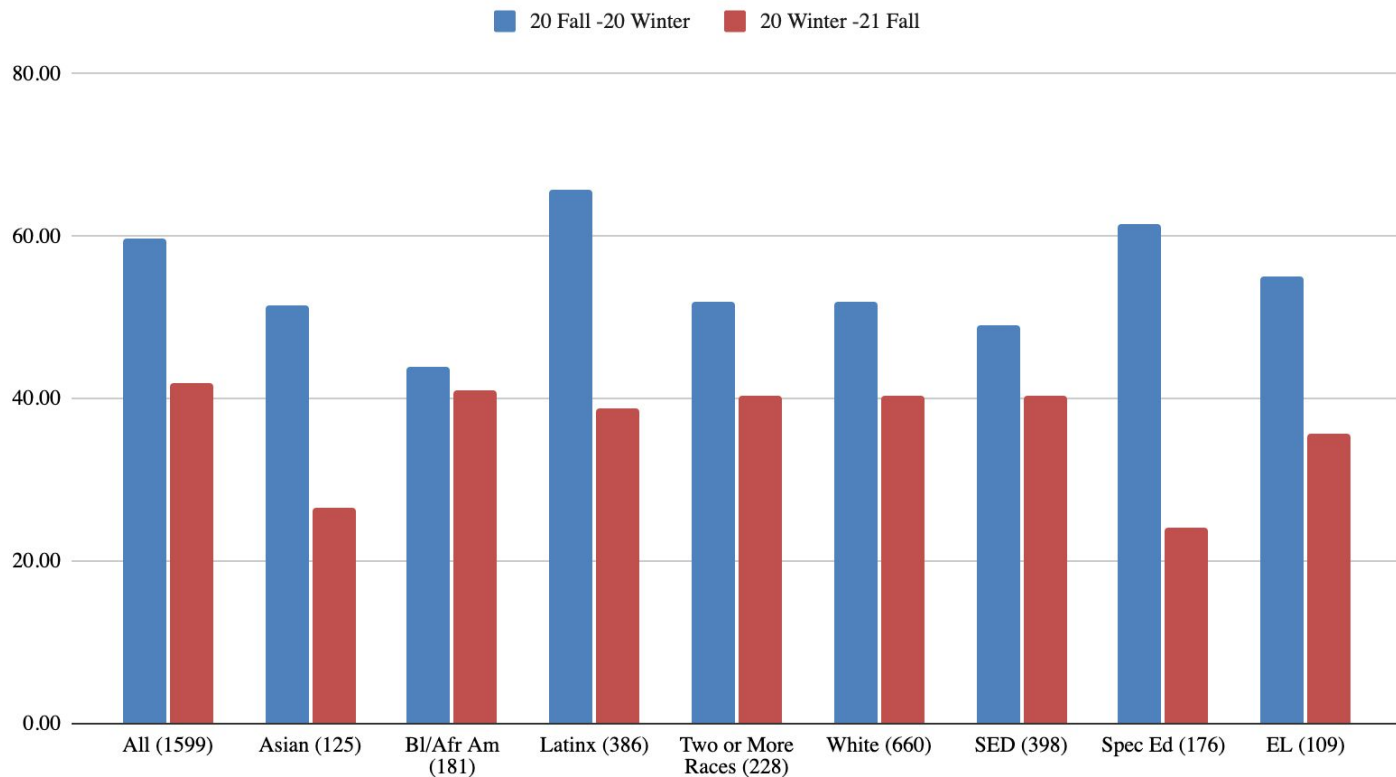
Academic Indicators: STAR Assessments

Average Scale Score Growth for 3rd-5th Grade STAR Math



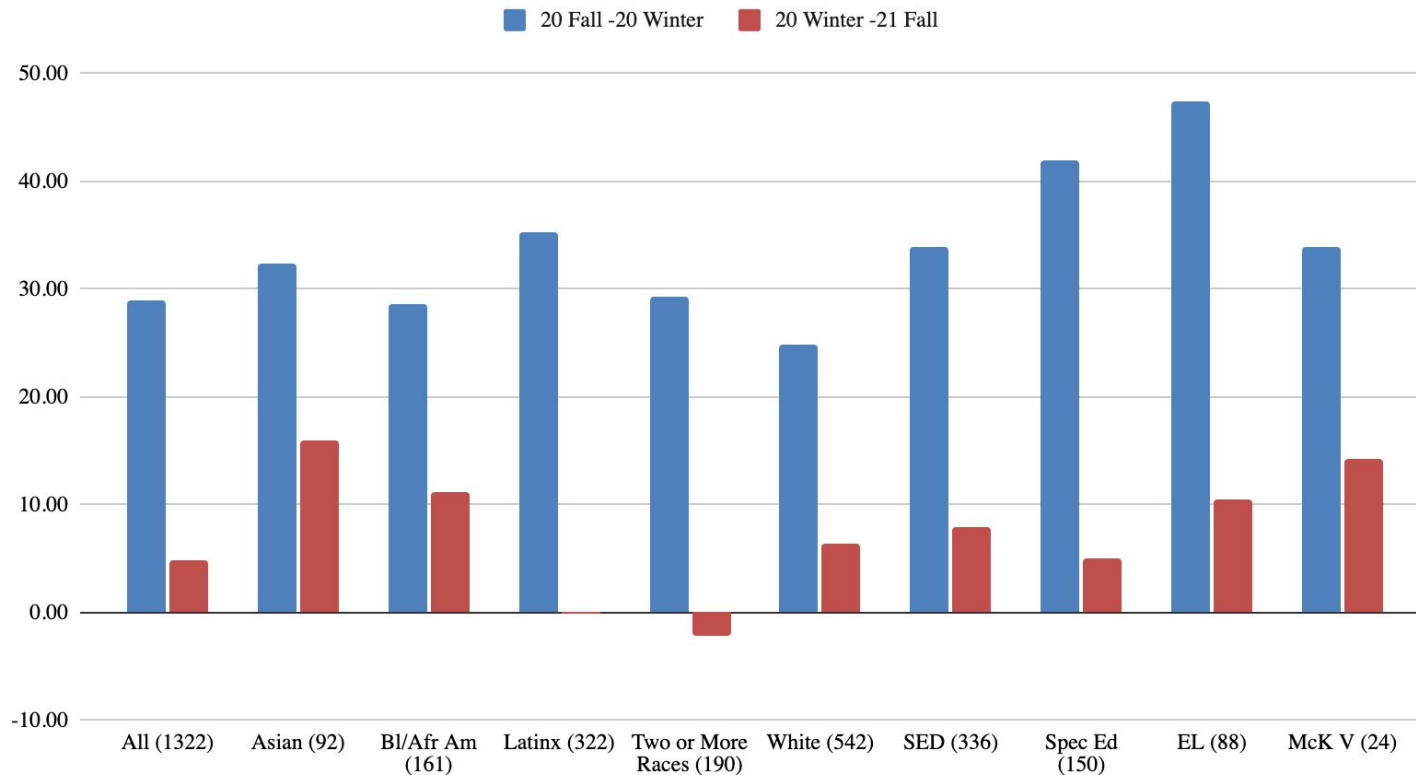
Academic Indicators: STAR Assessments

Average Scale Score Growth for 6th-8th Grade STAR Reading

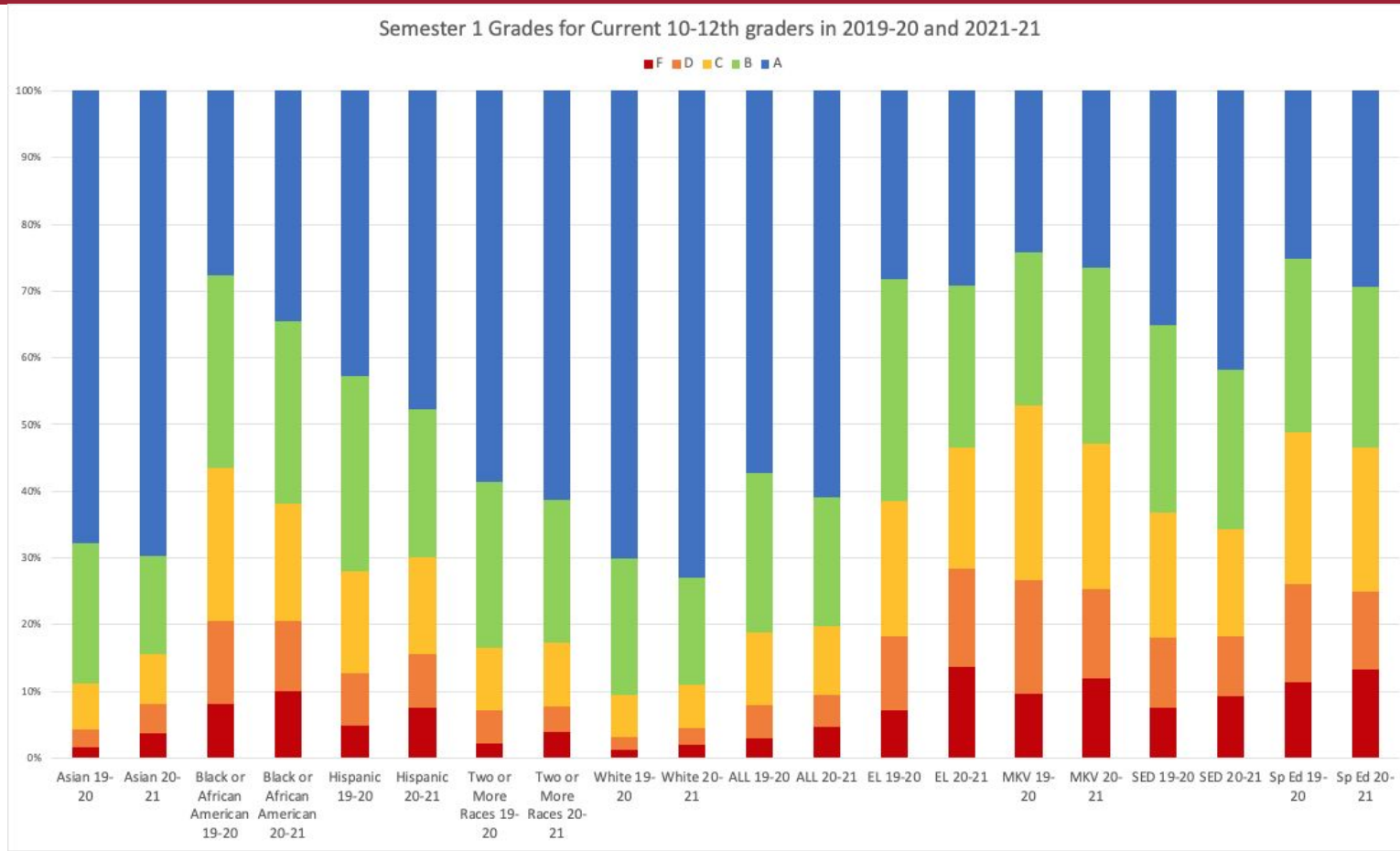


Academic Indicators: Star Assessments

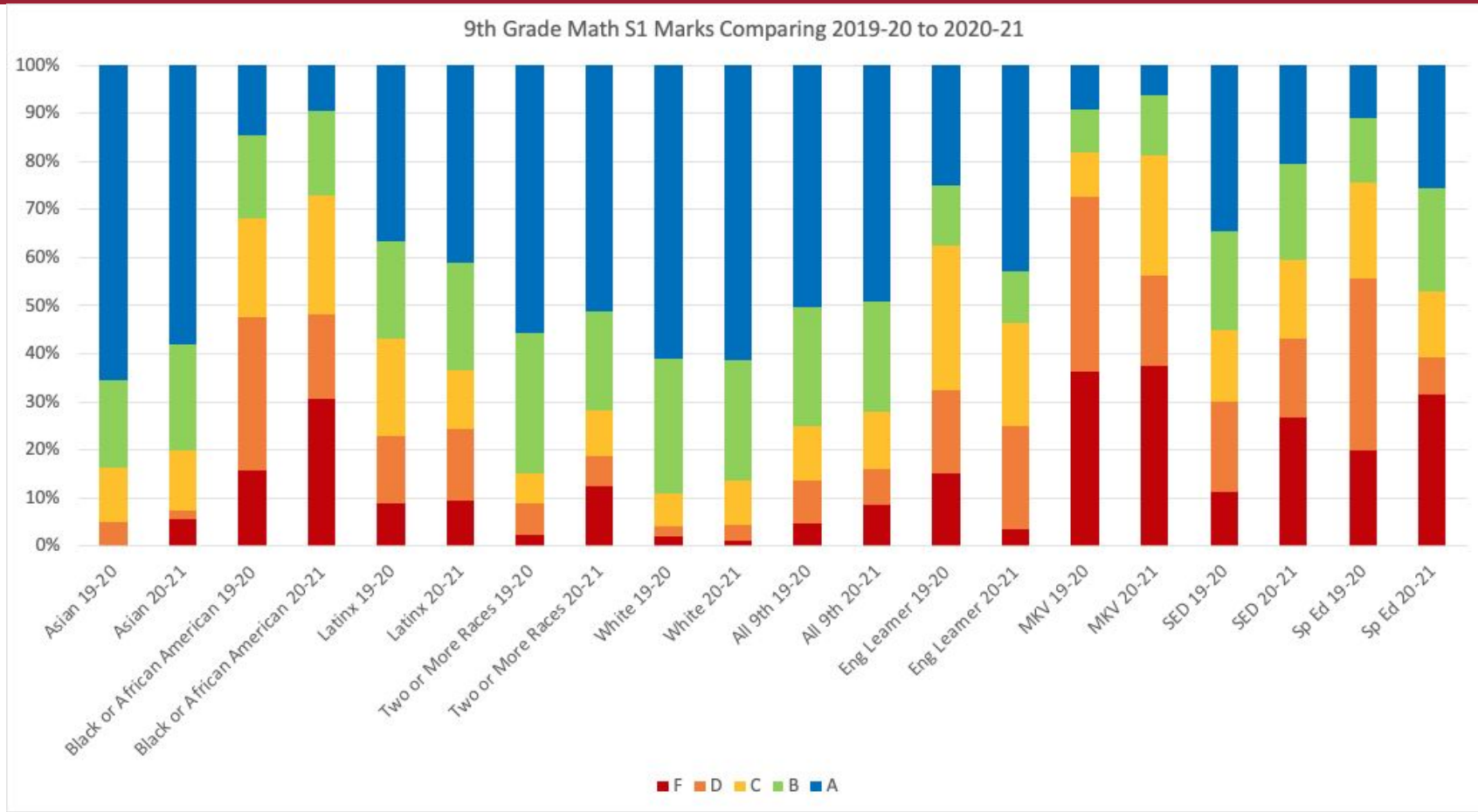
Average Scale Score Growth for 6th-8th Grade STAR Math



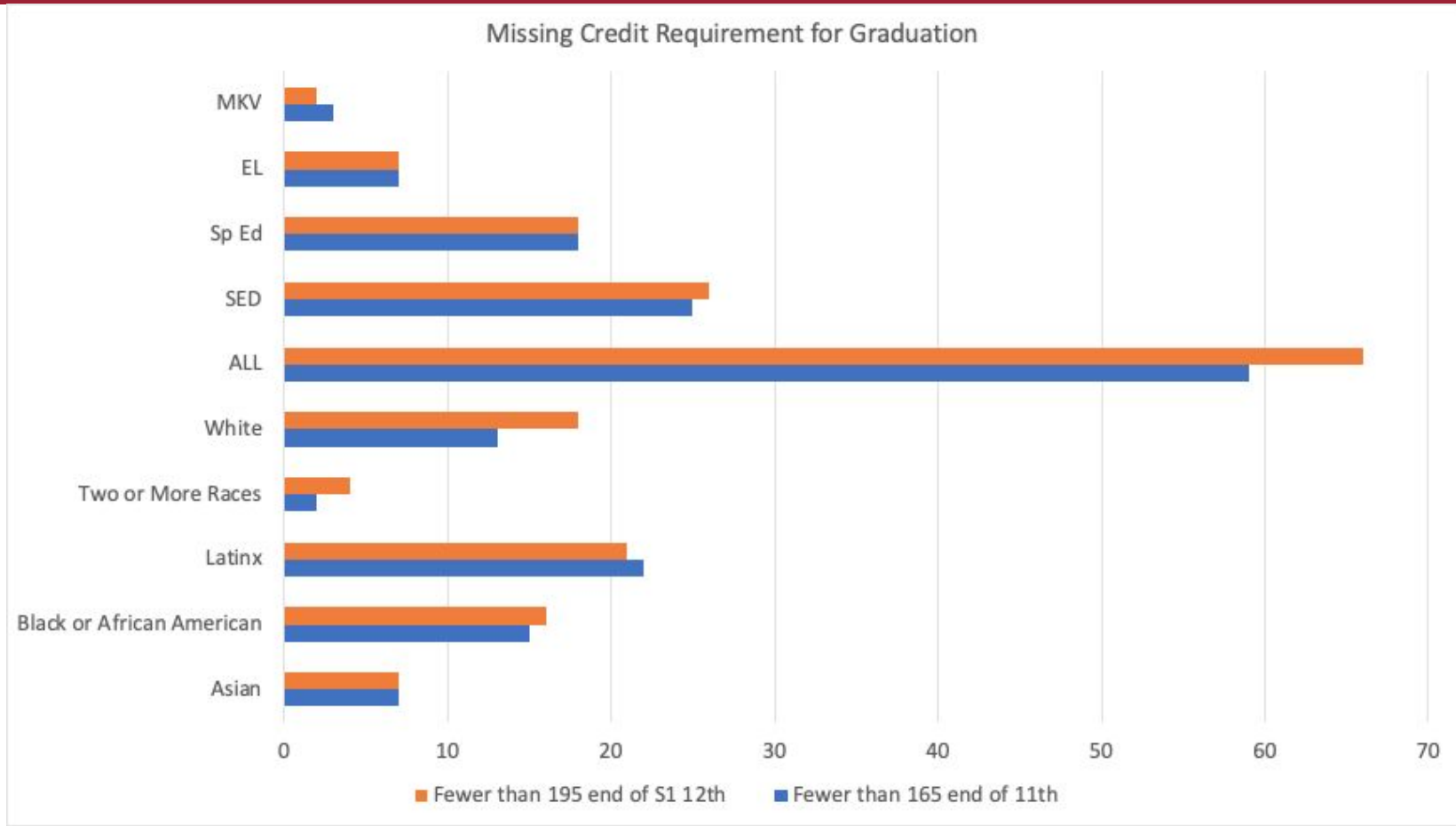
Academic Indicators: BHS Semester Grades



Academic Indicators: 9th Grade Math



Academic Indicators: 12th Grade On Track



Small Cohorted Group Support

Distance Learning Support for identified students

- Rosa Parks Elementary School
- Malcolm X Elementary School
- Ruth Acty Elementary School

Benefits of program

- Peer interaction
- Support with learning
- Enrichment activities
- Continued engagement with distance learning

Challenges

- Recruiting and maintaining staff
- Absence of substitute instructors

Average Daily Attendance

November 9- December 18, 2020

School	Number of Students	Average Daily Percentage
Malcolm X ES	29	51%
Ruth Acty ES	29	91%
Rosa Parks ES	18	71%

Family Support Seminars

Seminar Offerings	Date	Number of Participants
Basic Tech Needs - An Introduction to All the Apps and How to Get Connected	September 1, 2020	114
Build Student Agency, Self Awareness & Empowerment	September 22, 2020	98
Helping Our Children Thrive in Distance Learning	October 6, 2020	112
Nurturing the Seeds of Family Resilience - Dr. Khalid White	October 27, 2020	55

Student Nutritional Services

Total Meals Distributed Since School Closures

<u>Total Meals</u> 3/16-12/31, 2020	
Breakfast	131,777
Lunch	132,134
Total Meals	263,911

<u>Total Meals</u> by Grade Span Since Closures	
Elementary	89,015
Middle School	152,366
High School	22,530

Normal School Year

- August-December
752,354 Meals Distributed

During Covid

- Summer-December
230,312 Meals Distributed

During Covid we are distributing meals at a rate approximately 25% of normal.

Meal Distribution During School Closures

Bundled Grab and Go Meals

- All children age 18 and under
for 7 days/week

Distribution Sites:

- Elementary Sites
 - BAM
 - Rosa Parks
 - Washington
- All 3 Middle School Sites
- Berkeley High School

Pick Up Schedule

- M, W, F 7:45 a.m. – 11:00 a.m.

Professional Development

July 27 - August 8, 2020, "Before the Bell"

Certificated and classified staff - 2 week supplemental PD series

- Over 100 live sessions offered
- 528 participants

October 12, 2020 Staff Development Day

Elementary: Highlighting of best practices via distance learning

Middle School: Introduction to abolitionist teaching

Certificated and classified staff were offered

- 34 sessions

Upcoming January 25, 2021, Staff Development Day

Certificated and classified staff who work with students

- Key Note Speaker: Dr. Ghody Muhammad
 - Cultivating Genius- blending history, theory and practical/engaging approaches for understanding and implementing culturally responsive education (CRE) and abolitionist teaching instructional practices.
- Afternoon Site Professional Development Session

Professional Development

Ongoing Support:

- Elementary District Wide Collaboration: January 27, 2021 and April 21, 2021
 - Collaborate and reflect on student writing through three of the Abolitionist Teaching pursuits- Identity, Joy, and Skills
 - Monthly across-site grade level optional collaboration
 - Continue to develop units that integrate the five Abolitionist Teaching pursuits
- Middle School District Wide Collaboration: January 20, 2021, February 24, 2021, April 14, 2021, and May 19, 2021
 - Continue to deepen understanding and collaborate on implementation of the five Abolitionist Teaching pursuits

Extended Learning

Summer Programs in Development

- Elementary and Middle Schools
 - BUSD TK-8 Summer Program
 - Special Education Extended School Year Program
 - STEM Steps for Success
 - Camp EDMO
- High School
 - Summer School - Credit Recovery & Senior Diploma
 - ELD Summer Program
 - Special Ed Program- Extended School Year
 - Berkeley City College 207A - rising 9th Grade



Discussion