



Modesto City Schools

Early Childhood Education

Policy Committee
(DPPC)

Date: Friday, February 5, 2021

Early Childhood Education Office

1017 Reno Ave. Bldg C

Virtual Meeting

Please call and let me know
if you will be attending

Tel. (209) 492-1647



Dr. Sara Noguchi
Superintendent

Board of Education

Cindy Marks
President

Charlene G. West, Ph.D.
Vice President

Chad Brown
Board Member

John Ervin III
Board Member

Adolfo Lopez
Board Member

Amy Elliott Neumann
Board Member

Vacancy
Board Member



Modesto City Schools
426 Locust Street
Modesto, CA 95351
209.574.1500
www.mcs4kids.com

Head Start Program
Policy Committee (DPPC)
Location: Early Childhood Education
1017 Reno Avenue • Building C
Time: Virtual Meeting 12:30 p.m.
Date: February 5, 2021

1. **Welcome & Start of Meeting**
Roll Call
2. **Approval of Minutes**
Review and approve Agenda (ACTION ITEM)
Approve the Oct., Nov., Dec., & January Minutes (ACTION ITEM)
3. **New Business**
Refunding Application Community Assessment
4. **Unfinished Business**
By-Laws-Approve without revisions (ACTION ITEM)
5. **Subcommittees**
Personnel-(any new hires)
6. **Program Update**
Budget Status report (November)
Monthly Attendance report (November)
In-Kind Report (November)
Credit Card Expense Report (November)
Program Summary report (November)
USDA Report (November)
Site Supervision
Office of Head Start Communication
7. **Community Information Report**
8. **Other Business/Questions**
9. **Adjournment**

Next meeting March 5, 2021

Every Student Matters, Every Moment Counts



Dr. Sara Noguchi
Superintendent

Board of Education

Cindy Marks
President

Charlene G. West, Ph.D.
Vice President

Chad Brown
Board Member

John Ervin III
Board Member

Adolfo Lopez
Board Member

Amy Elliott Neumann
Board Member

Vacancy
Board Member

**Early Childhood Education
Delegate Parent Policy Committee (DPPC)
Head Start Program
Minutes of Meeting
January 15, 2021**

Welcome and Start of Meeting

- Donna Bush called the meeting to order at 12:35 p.m.
- Four centers are represented and two officers are in attendance, therefore, a quorum is not present.

Approval of Agenda & Minutes

- The approval of the November, December, & January Agenda and October, November, December & January Minutes will be approved at the February DPPC Meeting.

New Business

District Financial Audit Report

- The District's Annual Financial Audit Report dated June 30, 2020 was shared with the Policy Committee Members.

Unfinished Business

By-Laws-Approve Without Revisions (ACTION ITEM)

- Member will have the opportunity to vote without any revisions to the By-Laws at the February DPPC Meeting.
- **Review Program Goals and Objectives**
- Kimbra Draper reviewed the Programs Goals and Objectives with the members.
- Early Childhood Education will continue to follow the same Goals and Objectives for the Head Start Programs.

Subcommittee

Personnel-(Any New Hires)

- Information for new hires will be shared at the February DPPC Meeting.

Program Update

Budget Status Report:

This report displays a graph showing where all our money is spent. The first two items are salaries and is where most of our budget goes. The remainder of the budget goes towards what we use to run our program. We have a total of 3 million dollars to spend.

Regional Head Start Budget Report 19-20 School Year:

- For August, 92.64% of the budget was spent.

Regional Head Start Budget Report 20-21 School Year:

- For October, 16.27% of the budget was spent.

Blended Head Start Budget Report 20-21 School Year:

- For October, 16.62% of the budget was spent.



Modesto City Schools
426 Locust Street
Modesto, CA 95351
209.574.1500
www.mcs4kids.com

Regional Head Start COVID Report 19-20 School Year:

- For August, 43.60% of the budget was spent.

T&TA Budget Report:

This report shows how much was spent on workshops and trainings for the program.

Regional Head Start T&TA Report 20-21 School Year:

- For October, 0.00% of the budget was spent.

Attendance Report:

This report reflects attendance per site. We are mandated to maintain 85% attendance.

Regional Head Start Monthly Attendance Report:

- **Attendance for October, 98.19%. All classes were Distance Learning with the exception of the Family Child Care Homes.**

In-Kind Report:

This report reflects money we are required to report and how we are coming up with our share of funds. For every five dollars that we spend, the Federal Government gives us \$4 dollars and we come up with one dollar. When parents volunteer they help generate that dollar we need to match.

Regional Head Start In-Kind Report:

- **For October, a total of \$25,657 was generated.**

Credit Card Expense Report:

This report shows how much was spent each month with a District provided credit card.

Regional Head Start Credit Card Expenses:

- **For October, a total of \$2,181.68 was spent.**

Program Summary Report:

This report displays the current enrollment status.

Regional Head Start Program Summary Report:

- **For October, there were 233 children enrolled with a cumulative enrollment of 238. There are 19 (8.2%) of children enrolled who are over income and 38 (16.3%) of children enrolled with disabilities.**

USDA (United States Department of Agriculture):

This report displays the amount of USDA meals served to our children. The meals are funded through the Child Care Food Program.

- **USDA Meal Count for October was 0. Distance Learning was in effect. Meals were provided to families through other programs.**

Site Supervision:

- **Kimbra Draper shared that Early Childhood Education is transmitting Virtual Staff Meetings for safety.**
- **The custodial staff at every site has a system in place to monitor Carbon Monoxide Detectors for safety.**
- **Some of the sites are low on playground bark and work orders have been established.**

Office of Head Start Communication:

- The Stanislaus County Office of Education (SCOE) praised Early Childhood of Education for following the guidelines to prevent exposure or positive cases for COVID-19.
- Heidi Nunes Early Childhood Director mentioned that staff members are following Health and Safety Protocols.
- Staff members and students are practicing social distancing, wearing a mask and using hand sanitizer.

Community Information Report:

- Ileana Ramirez from Children's Crisis Center was not able to attend the meeting.
- No resources were shared at the moment.

Other Business/Question:

- Andrea Reyes-Solorio attended the Stanislaus County Head Start Policy Council Meeting on December 15, 2020.
- Andrea Reyes shared that the County Meetings are similar to our Policy Committee Meetings for Modesto City Schools.

Adjournment:

Meeting adjourned at 1:07 p.m.

Next meeting will be February 5, 2021.

DPPC Notes

January 15, 2021

Welcome & Start of Meeting – Stefany,

Welcome and thank you for attending. I hope everyone is well and enjoyed your winter break.

Roll Call - Donna will now take roll call

A quorum is or is not present.

Approval of Agenda & Minutes - Stefany

Quorum – Please take a second to review the Agenda. Need a motion to accept the agenda. Need a second motion to accept the agenda – All in favor – anyone opposed – motion passed.

Without a quorum – we are unable to vote on any action items without a quorum.

Quorum – Everyone should have received the minutes from October, November and December. Need a motion to accept the minutes. Need a second motion to accept the minutes– All in favor – anyone opposed – motion passed.

Without a quorum – we are unable to vote on any action items without a quorum.

New Business – Stefany

Every year the district has a financial audit. The outcome of that audit is shared with our DPPC representatives. Donna will share more information regarding the audit.

Unfinished Business – Stefany

Over the last 2 months committee members have had an opportunity to review the by-laws and offer suggestions. The by-laws have had no revisions. I need a motion to accept the by-laws with no revisions. Second the motion. All in favor. Anyone opposed. Motion passed.

Review Program Goals and Objectives - Heidi

Subcommittee – Stefany

There are no subcommittee reports at this time.

Program Updates

Budget Status Report – Donna

Monthly Attendance – Stefany

In-Kind Repot – Donna

Credit Card Expense – Nuemi

Program Summary report -Nuemi

USDA Report – Tiffany

Site Supervision – Kimbra

Office of Head Start Communication – Heidi

Community Information Report – Stefany

Ileana from the Children’s Crisis Center will share information.

Other business and concerns - Stefany


Andrea Reyes-Solorio attends the Stanislaus County Head Start Policy Council meeting and will share information about that meeting.

Adjournment – Stefany

Our meeting is adjourned and thank you for attending. Our next meeting will be Feb. 5, 2021

RHS 19-20 PY 0 DPPC Head Start Budget Report / 19-20 PY 0 Informe de DPPC Presupuesto de Head Start

Basic Budget / Presupuesto Basico

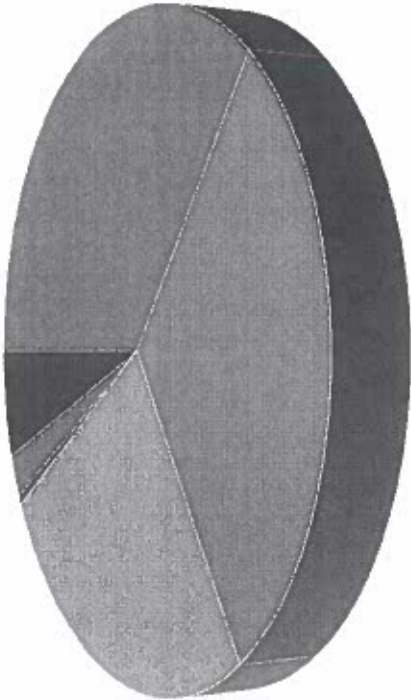


- Certificated Salary / Salario Certificado
- Classified Salary / Salario Clasificado
- Fringe Benefits / Beneficios Adicionales
- Out of Area Travel / Viajes fuera del Area
- Supplies/Equipment / Materiales/ Equipo
- Other Operating Expenses / Otros Gastos de Operacion
- Indirect / Indirecto

	Budget/ Presupuesto	August (as of 10/31) agosto (a partir de 10/31)	YTD Charges/Cargos hasta la fecha	% Spent/% Gastado
Certificated Salary / Salario Certificado	1,237,194	16,556.42	1,221,918.11	98.77%
Classified Salary / Salario Clasificado	1,047,234	26,062.26	904,757.73	86.39%
Fringe Benefits / Beneficios Adicionales	770,494	15,765.86	757,391.72	98.30%
Out of Area Travel / Viajes fuera del Area				0.00%
Supplies/Equipment / Materiales/ Equipo	218,240	49,503.99	132,477.63	60.70%
Other Operating Expenses / Otros Gastos de Operacion	92,570	(25.20)	99,069.02	107.02%
Indirect / Indirecto	191,511	(2,270.85)	179,695.43	93.83%
Expenses/Gastos	3,557,243	105,592.48	3,295,309.64	92.64%

RHS 20-21 PY 1 DPPC Head Start Budget Report / 20-21 PY 1 Informe DPPC de Presupuesto de Head Start

Basic Budget / Presupuesto Basico




- Certified Salary / Salario Certificado
- Classified Salary / Salario Clasificado
- Fringe Benefits / Beneficios Adicionales
- Out of Area Travel / Viajes fuera del Area
- Supplies/Equipment / Materiales/ Equipo
- Other Operating Expenses / Otros Gastos de Operacion
- Indirect / Indirecto

	Budget/ Presupuesto	October/octubre	YTD Charges/Cargos hasta la fecha	% Spent/% Gastado
Certificaded Salary / Salario Certificado	1,112,435	88,548.82	195,240.01	17.55%
Classified Salary / Salario Clasificado	914,136	72,683.78	144,613.29	15.82%
Fringe Benefits / Beneficios Adicionales	745,635	64,351.54	130,132.35	17.45%
Out of Area Travel / Viajes fuera del Area	-	-	-	0.00%
Supplies/Equipment / Materiales/ Equipo	65,590	1,096.92	2,920.39	4.45%
Other Operating Expenses / Otros Gastos de Operacion	109,467	5,919.20	6,624.75	6.05%
Indirect / Indirecto	182,435	14,397.96	29,682.96	16.27%
Expenses/Gastos	3,129,698	246,998.22	509,213.75	16.27%

BLENDED 20-21 PY 1 DPPC Head Start Budget Rept / 20-21 PY1 Informe DPPC de Presupuesto Combinado de Head Start

Basic Budget / Presupuesto Basico




- Salaries / Salarios
- Fringe benefits / Beneficios Adicionales
- Supplies/Equipment / Materiales/ Equipo
- Other Operating Expenses / Otros Gastos de Operacion
- Indirect / Indirecto

	Budget/ Presupuesto	October/octubre	YTD Charges/Cargos hasta la fecha	% Spent/% Gastado
Certificated Salary / Salario Certificado	141,487	13,134.44	27,757.38	19.62%
Classified Salary / Salario Clasificado	117,610	10,161.91	19,750.06	16.79%
Fringe Benefits / Beneficios Adicionales	123,633	8,926.77	17,906.56	14.48%
Supplies/Equipment / Materiales/ Equipo	10,328	352.41	593.07	5.74%
Other Operating Expenses / Otros Gastos de Operacion	8,236	167.00	681.69	8.28%
Indirect / Indirecto	24,840	2,026.76	4,128.03	16.62%
Expenses/Gastos	426,134	34,769.29	70,816.79	16.62%

20-21 PY 1 DPPC Head Start Budget Rept / 20-21 PY 1 Informe DPPC de Presupuesto de Head Start
T&TA

Basic Budget / Presupuesto Básico




1. Certified Salary / Salario Certificado
2. Classified Salary / Salario Clasificado
3. Fringe Benefits / Beneficios Adicionales
4. Out of Area Travel / Viajes fuera del Area
5. Supplies/Equipment / Materiales/ Equipo
6. Other Operating Expenses / Otros Gastos de Operacion
7. Indirect / Indirecto

	Budget/ Presupuesto	October/Octubre	YTD Charges/Cargos hasta la fecha	% Spent/% Gastado
Certificated Salary / Salario Certificado	-	-	-	0.00%
Classified Salary / Salario Clasificado	-	-	-	0.00%
Fringe Benefits / Beneficios Adicionales	-	-	-	0.00%
Out of Area Travel / Viajes fuera del Area	9,327	-	-	0.00%
Supplies/Equipment / Materiales/ Equipo	2,500	-	-	0.00%
Other Operating Expenses / Otros Gastos de Operacion	673	-	-	0.00%
Indirect / Indirecto	-	-	-	0.00%
Expenses/Gastos	12,500	-	-	0.00%

COVID

Basic Budget / Presupuesto Básico



	Budget/ Presupuesto	August (as of 10/31) agosto (a partir de 10/31)	YTD Charges/Cargos hasta la fecha	% Spent/% Gastado
Certificated Salary / Salario Certificado	45,431	113.67	113.67	0.25%
Classified Salary / Salario Clasificado	12,310			0.00%
Fringe Benefits / Beneficios Adicionales	11,261	15.93	15.93	0.14%
Supplies/Equipment / Materiales/ Equipo	133,725	102,556.67	102,556.67	76.69%
Other Operating Expenses / Otros Gastos de Operation	32,700	-		0.00%
Indirect / Indirecto	14,573	6,326.03	6,326.03	43.41%
Expenses/Gastos	250,000	109,012.30	109,012.30	43.60%

Name	October, 2020 Monthly Attendance
Bret Harte	N/A
Burbank	100.00%
El Vista	100.00%
Everett	100.00%
Fairview	100.00%
FCCH	91.03%
Franklin	100.00%
Kirschen	100.00%
Martone	100.00%
Muir	100.00%
Pearson	100.00%
Robertson Road	100.00%
Shackelford	100.00%
Tuolumne	100.00%
Wright Start FLC	100.00%
Attendance Totals	98.19

Stephaney

Modesto City Schools/Distrito Escolar de Modesto

[illegible]

Modesto City Schools/ Distrito Escolar de Modesto
20-21 Head Start
Program Summary Report/ Reporte de Resumen del Programa

Area	Month/Mes											
	July/ julio	August/ agosto	September/ septiembre	October/ octubre	November/ noviembre	December/ diciembre	January/ enero	February/ febrero	March/ marzo	April/ abril	May/ mayo	June/ junio
Funded Enrollment/ Inscripción Financiada	500	500	500	500	500	500	500	500	500	500	500	60
Current Enrollment/ Inscripción Actual (Report 232s)	30	210	223	233								
Cumulative Enrollment/ Inscripción Cumulativa (PIR A-15)	30	211	228	238								
# Over-Income/ # Sobre Ingreso (PIR A-16 e&f)	3	19	19	19								
% Over-Income/ % Sobre Ingreso	10.0%	9.0%	8.5%	8.2%								
# Disabilities/ # Discapacidades (PIR C-25)	9	32	36	38								
% Disabilities/ % Discapacidades	30.0%	15.2%	16.1%	16.3%								

20-21 Head Start

Child Care Food Program, USDA Summary Report / Programa de Comida de Cuidado de Niños, Resumen del Reporte USDA

[illegible]