



THEMED PLAY

Theming your playspace can bring children's imaginations to life! Studies show that imaginative play helps nurture a child's social, emotional and cognitive development.



RAMP SYSTEM

The ramp system winds around the playground from ground level up giving all children the opportunity to be in the heart of the action. Accessible Reach Panels allow children in wheelchairs to comfortably participate in multiple activities, while also developing fine motor skills.



FREEDOM SWING

The Freedom Swing brings the joy of swinging to children of all abilities. With a locked-in harness and comfort-designed seat, the Freedom Swing can be paired with standard swings to create a space everyone can enjoy.

SPINNING

Besides being just plain fun, spinning helps children develop spatial awareness, balance and coordination. Children on the autism spectrum often find the motion to be a relaxing, soothing activity that can reset them if they need time to themselves.



CLIMBING

Climbing brings adventure and challenge to the playground while providing necessary developmental benefits such as balance, agility, upper and lower body strength and decision-making skills! When children climb, they develop confidence and take age appropriate risks that help build skills that will help them throughout their lives.



SOCIALIZATION

Children socialize and learn important skills such as empathy and communication through play. Providing a space where children of all abilities can play side by side is important for everyone.



COLOR KEY

- SILVER
- AQUA
- WHITE
- BLUE
- GRAY
- BLUE/WHITE





GLEN VIEW ELEMENTARY





GLEN VIEW ELEMENTARY




FEATURED PLAY EVENTS



COBRA SLIDE® CURVED

Excitement can't be contained when it comes to COBRA SLIDES! They are twisting, turning, in and out of light and SO MUCH FUN! Fun aside, sliding has a variety of developmental benefits ranging from core strength and balance to taking turns and imagination.



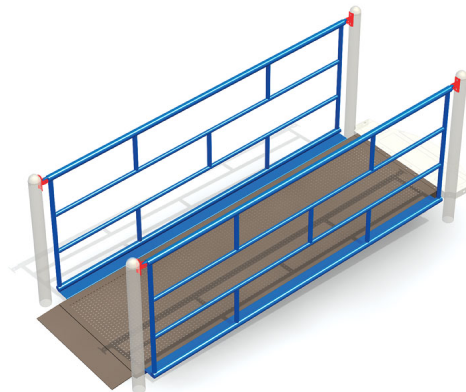
PodStep Intensity

Full of challenge and fun, PodStep Climbers will move kids' bodies and minds as they climb up, down and around these moving pods.



ROBUST ROCKER


Overhead events build upper body strength and endurance, improve eye-hand coordination and elevate children's self-confidence.



ADAAG Ramp

Ramps and stairs build lower body strength and improve kids' coordination.

FEATURED PLAY EVENTS



COG WHEEL PANEL

Interactive play events provide opportunities for social interaction while increasing coordination and adding additional sensory stimulation to the playground.



Ara Hex Shade

The Ara Shade System provides protection from the sun with 97% UV screen protection and is designed to withstand up to 90mph winds. The addition of Ara can change the entire look of the space and elevate the design to a whole new level!



Arch Swings

Swings help children develop coordination and balance while providing an engaging sensory experience.



ORB™ ROCKER

With four traditional seats and room for four more in the center, the Orb Rocker's unique design and exciting rocking motion invites everyone into the fun. Caregivers and children will love the ease of access with side openings for users of all sizes.

DESIGN SUMMARY

Specified Play Equipment Company is very pleased to present this proposal for consideration for the Glen View Elementary located in Gilroy. BCI Burke Company, LLC has been providing recreational playground equipment for over 90 years and has developed the right mix of world-class capabilities to meet the initial and continuing needs of Gilroy Unified School District. We believe our proposal will meet or exceed your project's requirements and will deliver the greatest value to you.

The following is a summary of some of the key elements of our proposal:

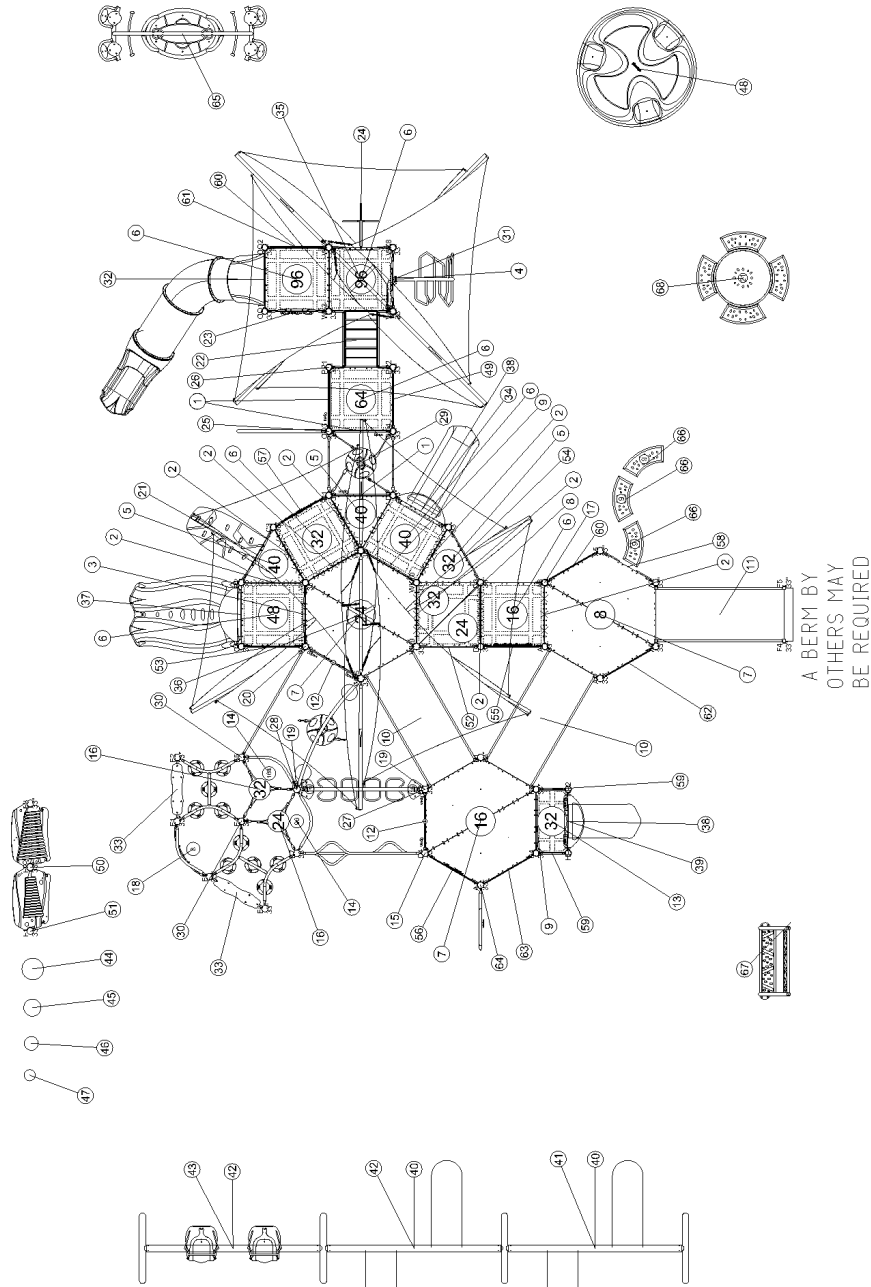
- Project Name: Glen View Elementary
- Project Number: 137-118743-5
- User Capacity: 289
- Age Groups: Ages 5-12 years
- Dimensions: 49' 6" x 99' 9"
- Designer Name: Pa Der Vang

Specified Play Equipment Company has developed a custom playground configuration based on the requirements as they have been presented for the Glen View Elementary playground project. Our custom design will provide a safe and affordable playground environment that is aesthetically pleasing, full of fun for all users and uniquely satisfies your specific requirements. In addition, proposal # 137-118743-5 has been designed with a focus on safety, and is fully compliant with ASTM F1487 and CPSC playground safety standards.

We invite you to review this proposal for the Glen View Elementary playground project and to contact us with any questions that you may have.

Thank you in advance for giving us the opportunity to make this project a success.

ITEM	COMP.	DESCRIPTION
1	270-0001	OFFSET ENCLOSURE
2	270-0050	8" CLOSURE PLATE
3	270-0109	PLATFORM LADDER 24"
4	270-0112	UNITARY ENCLOSURE
5	270-0129	TRIANGLE PLATFORM
6	270-0130	SQUARE PLATFORM
7	270-0131	HEXAGONAL PLATFORM S5P
8	270-0136	SPLIT SQUARE PLATFORM
9	270-0185	PLATFORM LADDER 16"
10	270-0221	8" RISE RAMP W/ GUARDRAILS
11	270-0223	8" RISE ENTRANCE RAMP W/ GI
12	270-0266	CENTER MOUNT ENCLOSURE
13	270-0291	HALF PLATFORM W/SUPPORT
14	370-0001	AGILITY ARC
15	370-0004	POWER PIPES CLIMBER
16	370-0009	HEALTHY HAMMOCK
17	370-0016	GRAB BAR ASSEMBLY
18	370-0026	CLIMBER LADDER ROPE CLIMBER
19	370-0027	LAUNCH PAD
20	370-0033	ODYSSEY POST LINK DOUBLE
21	370-0037	ASCEND ROCK CLIMBER, 32"-40"
22	370-0468	32" TRANSITION STAIR W/BARR
23	370-0485	STEEP PEAK CLIMBER 96"
24	370-0557	LINKING RING CLIMBER 80"-96"
25	370-0812	GREST POINT CLIMBER
26	370-0887	TREE BRANCH CLIMBER-3
27	370-1611	ROBUST ROCKER
28	370-1620	TAKTIKS BOW CLIMBER
29	370-1622	TAKTIKS TRAIL TOWER
30	370-1624	INTENSITY PODSTEP CLIMBER
31	370-1642	VERVE CLIMBER 96" DK
32	470-0107	COBRA SLIDE CURVED 96"
33	470-0482	48" BENCH
34	470-0659	ROCK'N ROLL SLIDE, 40" - 48" W
35	470-0670	ARA SQUARE SHADE CANOPY
36	470-0678	ARA HEX SHADE CANOPY
37	470-0755	LUGE SLIDE, 48"-56"
38	470-0804	SLIDE HOOD, LOW SIDE WALL
39	470-0836	ROCK'N ROLL SLIDE, 24-32 W/O
40	550-0112	BELT SEAT, 8' PAIR, STD CHAIN
41	550-0135	5' OD ARCH SWING
42	550-0136	5' OD ARCH SWING ADD-ON
43	550-0175	FREEDOM SWING SEAT, PAIR, 8'
44	560-0055	PLAYENSEMBLE CIRQUE DRUM
45	560-0056	PLAYENSEMBLE CIRQUE DRUM
46	560-0057	PLAYENSEMBLE CIRQUE DRUM
47	560-0058	PLAYENSEMBLE CIRQUE DRUM
48	560-2579	VOLTA INCLUSIVE SPINNER
49	570-0394	PIPE WALL
50	570-0411	PLAYENSEMBLE SUPINE CHIMES
51	570-0412	PLAYENSEMBLE TERRA METAL
52	570-0842	ABC 2-SIDED PLAY PANEL
53	570-0848	SIGNING 2-SIDED PLAY PANEL
54	570-1858	3-IN-A-ROW PANEL, ABOVE PLAT
55	570-1862	COG WHEEL PANEL
56	570-1863	RAIN WHEEL PANEL
57	570-1864	GEAR PANEL
58	570-1865	HDPE UNITARY ENCLOSURE, NU
59	570-2624	HALF PIPE WALL
60	570-2635	CUSTOM CURVED 41
61	570-2640	CUSTOM CURVED 41 BELOW PL
62	570-2662	CRAZY MAZE 2-SIDED PLAY PAN
63	570-2664	BEE PANEL
64	570-2703	COLLISION RING PANEL
65	570-2709	ORB ROCKER
66	580-1312	NOVO ARC BENCH
67	580-1314	NOVO BENCH WITH BACK
68	580-1341	NOVO PICNIC TABLE



Burke

July 29, 2020

SERIES: Basics, Intensity, Nucleus

COMPONENT PLAN

DRAWN BY: Pa Der Vang

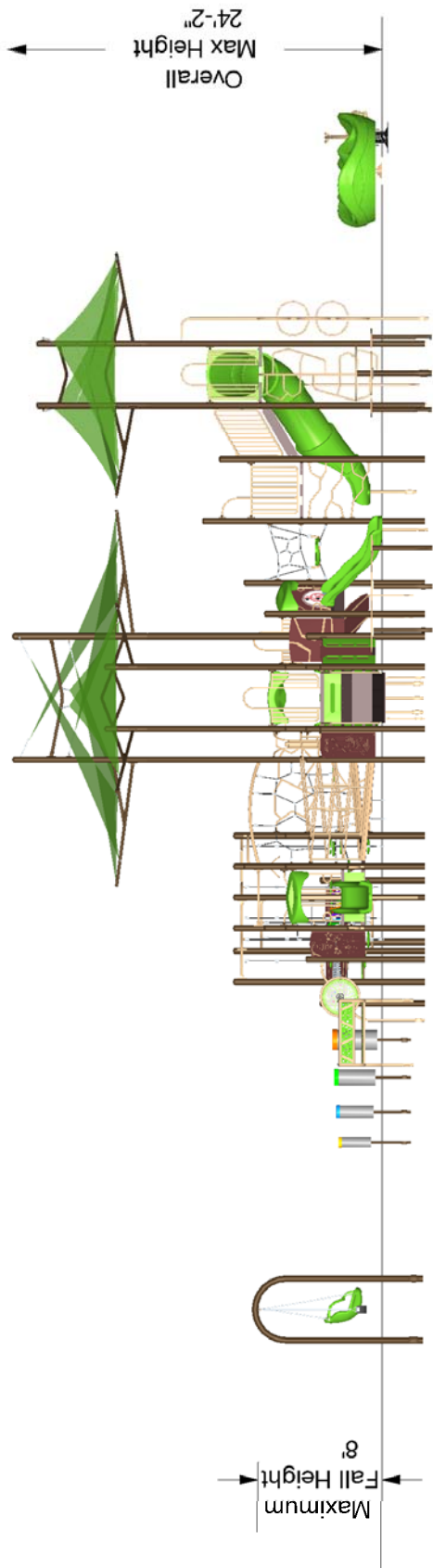
Glen View Elementary

600 West Eighth St.

Gilroy, CA 95020

Specified Play Equipment Company

137-118743-5



The protective surfacing for this design must accomodate the critical fall height.




July 29, 2020

SERIES: Basics, Intensity, Nucleus
ELEVATION PLAN
DRAWN BY: Pa Der Vang

Glen View Elementary
600 West Eighth St.
Gilroy, CA 95020

Specified Play Equipment Company
137-118743-5



Burke

July 29, 2020

SERIES: Basics, Intensity, Nucleus

ISOMETRIC PLAN

DRAWN BY: Pa Der Vang

Glen View Elementary

600 West Eighth St.

Gilroy, CA 95020

Specified Play Equipment Company

137-118743-5

Specified Play Equipment Co.

121 #1 Industrial Road

Belmont, CA 94002

800.475.1071

www.specplay.com

**ADDRESS**

Paul Nadeau

Gilroy Unified School District

7810 Arroyo Circle,

Gilroy, CA 95020

SHIP TO

Paul Nadeau

Gilroy Unified School District

Corp Yard

Gilroy, CA 95020

Estimate 1833**DATE 07/31/2020****EXPIRATION DATE 10/31/2020****TRACKING NO.**

Glen View 137-118743-5

CSLB# 1050307

-

DIR# 1000064237

-

ACTIVITY	QTY	RATE	AMOUNT
BCI Burke Equipment Burke equipment per plan #137-118743-5	1	122,480.00	122,480.00T
Design Development Design, drafting, fabrication, production and shop drawings.	1	52,903.00	52,903.00
Demolition Demo of existing Plastic Timbers approx.290LF Concrete seat wall area to remain.	1	2,780.00	2,780.00
Site Work Removal of EWF from main play box to be loaded in district trucks and disposed of/re-used at district corp yard	1	10,164.00	10,164.00
Demolition Demo existing play structures in both areas	1	4,851.00	4,851.00
Site Work Excavate Soil to 8" depth-5000 SF, remove and dispose to include saw cut of asphalt for straight edge	1	27,188.00	27,188.00
Site Work Concrete Curb for pour in place containment	1	17,950.00	17,950.00
Site Work Supply and install compacted base rock 4" depth over 5000 sf for rubber surfacing subbase	1	13,938.00	13,938.00

Please write checks to SPEC
 121 #1 Industrial Road
 Belmont, CA 94002

ACTIVITY	QTY	RATE	AMOUNT
Installation Service Installation of equipment per plan 137-118743-5 to manufacturer's specifications. Factory certified installers. Prevailing wages applied.	1	69,825.00	69,825.00
Protective Safety Surfacing Installation Pour in place 5000 SF @ 3.5" depth for 8' CFH. Black/blue and black/grey simple wavy design	1	88,750.00	88,750.00
Temporary Fencing Security Fence for duration of project	1	1,900.00	1,900.00
Receive and Offload Offload Equipment at corp yard by installers	1	2,350.00	2,350.00
Site Work Cap and re-route irrigation as needed	1	1,250.00	1,250.00
Field Inspection 3rd Party CPSI inspection	1	900.00	900.00
Freight Freight and packaging	1	14,600.00	14,600.00

- PLEASE NOTE:
- Permits, if required, are the responsibility of the owner
 - Engineered drawings not included. Quote available upon request.
 - Bonding not included, but can be quoted upon request.
 - Location of underground utility conflicts required prior to installation, quote available upon request for 3rd party locator.
 - EWF in EWF areas to be re-used
 - EWF removed from sites to be loaded in district trucks for disposal/re-use at corp yard.
 - SPEC Turnkey Guarantee included

By signing below you acknowledge and agree to our Contract. The values shown above represent a specific scope; no other work should be assumed unless specifically noted in the text of the above line items. Unless otherwise specified we Exclude Responsibility for: offloading equipment, removal of packaging, project security, landscape & hardscape repair, delays due to conflicts, removal of spoils, locating underground; utilities, pipes, obstructions, conditions unforeseen and/or not disclosed at time of estimate, permits, engineering, soil samples. We are experienced with State & Federal prevailing wage and certified payroll requirements from DIR/DOL and will process when applicable. Union Agreements, including PLA's, are the responsibility of others and not to be included in our contract.

SUBTOTAL	431,829.00
TAX	11,023.20

Please write checks to SPEC
121 #1 Industrial Road
Belmont, CA 94002


Conditions: Grades; stable, compacted, & workable, (rough grade to be taken + or - one tenth of one inch), adequate access to work site provided for workmen, materials, tools, & equipment

TOTAL

\$442,852.20

Accepted By

Accepted Date

DocuSigned by:

1EEAF0FCFCBD420...

10/23/2020

Álvaro Meza

Assistant Superintendent/C.B.O.

GILROY UNIFIED SCHOOL DISTRICT

Please write checks to SPEC
121 #1 Industrial Road
Belmont, CA 94002