

School Year: 2020-21



# School Plan for Student Achievement (SPSA) Template

Instructions and requirements for completing the SPSA template may be found in the SPSA Template Instructions.

School Name	County-District-School (CDS) Code	Schoolsite Council (SSC) Approval Date	Local Board Approval Date
Beach Park Elementary School	41 69039 0140137		

## Stakeholder Involvement

How, when, and with whom did the school consult as part of the planning process for this SPSA/Annual Review and Update?

### Involvement Process for the SPSA and Annual Review and Update

# Goals, Strategies, & Proposed Expenditures

Complete a copy of the following table for each of the school's goals. Duplicate the table as needed.

## Goal Subject

Language and Literacy

## LEA/LCAP Goal

Students will make progress toward meeting or exceeding grade level California Standards.

## Goal 1

Student achievement in language and literacy, as measured by CAASPP, local reading assessments, and ELPAC with the expected outcomes as similar Foster City Schools.

## Identified Need

- Overall statements about the student performance strengths that the strategies (outlined below) will support.
- Overall statements about the student performance challenges that the strategies (outlined below) will address.

No data to reflect on for the students at Beach Park for 2019-2020

## Annual Measurable Outcomes

Metric/Indicator	Baseline/Actual Outcome <ul style="list-style-type: none"> <li>• 18-19 Summative Indicators (eg SBAC)</li> <li>• 19-20 for Leading Indicators (RI, F&amp;P)</li> </ul>	Expected Outcome <ul style="list-style-type: none"> <li>• 19-20 targets for Summative Indicators (eg SBAC)</li> <li>• 20-21 targets for Leading Indicators (RI, F&amp;P)</li> </ul>
SBAC ALL Students Status	na	10 points above proficient
SBAC ALL Students Growth	na	4 or 8 points rise in average distance from proficient
SBAC SED Students Status	na	0 points above proficient
SBAC SED Students Growth	na	15 points rise in average distance from proficient
SBAC EL Students Growth	na	15 points rise in average distance from proficient
SBAC SwD Growth	na	15 points rise in average distance from proficient
SBAC 3rd Grade Students Status	na	10 points above proficient
SBAC 5th Grade Students Status	na	10 points above proficient
SBAC 8th Grade Students Status	na	10 points above proficient

Metric/Indicator	Baseline/Actual Outcome <ul style="list-style-type: none"> <li>• 18-19 Summative Indicators (eg SBAC)</li> <li>• 19-20 for Leading Indicators (RI, F&amp;P)</li> </ul>	Expected Outcome <ul style="list-style-type: none"> <li>• 19-20 targets for Summative Indicators (eg SBAC)</li> <li>• 20-21 targets for Leading Indicators (RI, F&amp;P)</li> </ul>
Elementary: F&P All Students Status	na	65% of students meet Grade Level Benchmark
Elementary: F&P All Students Growth	na	80% of students make Expected Growth
Elementary: F&P "Sub-group" Growth	na	80% of students make Expected Growth
Middle: RI All Students Status	na	65% of students meet Grade Level Benchmark
Middle: RI All Students Growth	na	80% of students make Expected Growth
Middle: RI "Sub-group" Growth	na	80% of students make Expected Growth

Complete a copy of the Strategy/Activity table for each of the school's strategies/activities. Duplicate the table, including Proposed Expenditures, as needed.

## Strategy & Supporting Actions 1

### Strategy

Teachers teach ELD standards within the district adopted curricula through integrated whole group lessons and designated ELD lessons 4 times/week to leveled EL groups in person and/or in Distance Learning using innovative technology tools..

### Students to be Served by this Strategy

(Identify either All Students or one or more specific student groups)

All students will benefit with the integrated ELD strategies within the lesson, the EL students will benefit through the designated ELD lessons.

PD in staff meetings, Scope and Sequence, Digital tools available	No additional costs to the sites		
Principal and TOSA observations and feedback and monitoring of lessons and teaching	no additional cost to the sites		

## Strategy & Supporting Actions 2

### Strategy

Teachers provide reading instructions (strategies & foundational skills) daily in leveled reading groups in person and/or in Distance Learning.

### Students to be Served by this Strategy

(Identify either All Students or one or more specific student groups)

All students will be served in small group instruction, students who are identified as needing extra support to accelerated reading skills to make growth toward reading targets.

The Language and Literacy TOSA	The TOSA will be in the classrooms modeling and coaching teachers around SGI, TOSA will provide SGI and reading interventions	1000-1999: Certificated Personnel Salaries	140,815
Teachers will meet in grade level teams around data and have PD around SGI and other strategies to strengthen literacy skills	Data analysis meeting and PD teacher hourly and release (35 hours/6 subs)	1000-1999: Certificated Personnel Salaries	3,800

# Goals, Strategies, & Proposed Expenditures

Complete a copy of the following table for each of the school's goals. Duplicate the table as needed.

## Goal Subject

Mathematics

## LEA/LCAP Goal

Students will make progress toward meeting or exceeding grade level California Standards

## Goal 2

Student achievement in mathematics, as measured by CAASPP and local assessments, with the expected outcomes outlined in the table below.

## Identified Need

- Overall statements about the student performance strengths that the strategies (outlined below) will support.
- Overall statements about the student performance challenges that the strategies (outlined below) will address.

First year Beach Park has been establish- there is no previous data.

## Annual Measurable Outcomes

Metric/Indicator	Baseline/Actual Outcome <ul style="list-style-type: none"> <li>• 18-19 Summative Indicators (eg SBAC)</li> <li>• 19-20 for Leading Indicators (RI, F&amp;P)</li> </ul>	Expected Outcome <ul style="list-style-type: none"> <li>• 19-20 targets for Summative Indicators (eg SBAC)</li> <li>• 20-21 targets for Leading Indicators (RI, F&amp;P)</li> </ul>
SBAC ALL Students Status	na	10 points above proficient
SBAC ALL Students Growth	na	3 or 5 points rise in average distance from proficient
SBAC SED Students Status	na	0 points above proficient
SBAC SED Students Growth	na	15 points rise in average distance from proficient
SBAC EL Students Growth	na	15 points rise in average distance from proficient
SBAC SwD Growth	na	15 points rise in average distance from proficient
SBAC 3rd Grade Students Status	na	10 points above proficient
SBAC 5th Grade Students Status	na	10 points above proficient
SBAC 8th Grade Students Status	na	10 points above proficient

Complete a copy of the Strategy/Activity table for each of the school’s strategies/activities. Duplicate the table, including Proposed Expenditures, as needed.

Strategy & Supporting Actions 1

Strategy

Teachers provide strategic strategies that challenge learners in rigorous tasks (e.g. MARS/MAC & Counting Collections) across DOK levels that require students to explain their mathematical reasoning using specialized academic language in person and/or in Distance Learning using innovative technology tools.

Students to be Served by this Strategy

(Identify either All Students or one or more specific student groups)

ALL students

PD in staff meeting,	no additional cost		
Observation, feedback, and collaboration with grade level peers, Math TOSA and principal	no additional cost		
Strategic math planning - teachers will plan to create school-wide protocols around math practices and link to learning at home	no additional cost		

# Goals, Strategies, & Proposed Expenditures

Complete a copy of the following table for each of the school's goals. Duplicate the table as needed.

## Goal Subject

Student Wellness

## LEA/LCAP Goal

Students will engage in ongoing healthy lifestyles supporting social, emotional and physical aspects.

## Goal 3

Students will experience high levels of school engagement and positive social emotional relationships with students and adults.

## Identified Need

This is the first year Beach Park is established there is no previous data.

## Annual Measurable Outcomes

Metric/Indicator	Baseline/Actual Outcome	Expected Outcome
Healthy Kid Survey	NA	Once we have a 5th grade class in 2022-2023 we will see positive percentages of feeling a sense of belonging, significance and engagement in Beach Park.

Complete a copy of the Strategy/Activity table for each of the school's strategies/activities. Duplicate the table, including Proposed Expenditures, as needed.

## Strategy & Supporting Actions 1

### Strategy

Teachers utilize Responsive Classroom, Second Step and the systems of Positive Behavior Interventions Supports with students to support high levels of school engagement and positive social emotional relationships with students and adults in person and/or in Distance Learning using innovative technology tools.

### Students to be Served by this Strategy

(Identify either All Students or one or more specific student groups)

All students with a focus on EL families and students

Training- Teachers will be trained in Responsive Classroom focusing on the	Responsive Classroom training costs	5800: Professional/Consulting Services And Operating Expenditures	4,200
--	-------------------------------------	---	-------

Morning Meeting and supported by the PBIS handbook			
Teams- inquiry and planning- teachers write and implement Morning Meetings together and collaborative lessons from PBIS handbook	no additional cost		
Second Step Curriculum will be implemented k-5th grade	Buying the curriculum for all grades	4000-4999: Books And Supplies	1,000

## Strategy & Supporting Actions 2

### Strategy

Students exhibiting Tier 3 behavior and needing mental health support will receive the help they need from our school psychologist and Art Therapy Intern

### Students to be Served by this Strategy

(Identify either All Students or one or more specific student groups)

students exhibiting Tier 3 behavior

Psychologist provides interventions during the day for classroom teacher	no additional cost		
Art Therapy Intern provides interventions during the school day	1 day per week	1000-1999: Certificated Personnel Salaries District LCFF Supplemental A	



# Goals, Strategies, & Proposed Expenditures

Complete a copy of the following table for each of the school's goals. Duplicate the table as needed.

## Goal Subject

Family Engagement

## LEA/LCAP Goal

Strengthen school home communications, integrate family assests into school services, and engage families to deepen their supoprt, encouragement, motivation for their child's academic and social -emotional growth in alignment with the school.

## Goal 4

Stregthen school home communications, integrate family assessts into school services, and engage families to deepen their support for their children's academic and social emotional growth in alignment with the school.

## Identified Need

Teachers will plan to create school wide events that encourage all families to attend, participate and have a link to learning.

## Annual Measurable Outcomes

Metric/Indicator	Baseline/Actual Outcome	Expected Outcome
collect sign in sheets to ensure parents attend Family Engagement events.		That 75% of the families attend the school events

Complete a copy of the Strategy/Activity table for each of the school's strategies/activities. Duplicate the table, including Proposed Expenditures, as needed.

## Strategy & Supporting Actions 1

### Strategy

Teachers will engage and empower families to make decisions, support, encourage, monitor, and advocate on behalf of their student(s) in person and/or in person and/or in Distance Learning using innovative technology tools.

### Students to be Served by this Strategy

(Identify either All Students or one or more specific student groups)

All students and families

Parents informed and supported during BTSN to support learning, encourage & monitor student progress	No additional Costs		
Math/Science/Literacy night to encourage and monitor	No additional costs		

<p>math/science/literacy progress and support continuous learning</p> <p>Design Thinking - Family Engagement events throughout the year to be invite families into the classroom to experience the learning and thinking of their student.</p> <p>ELAC families supported during meetings (literacy, science/math, ELPAC, homework, SEL, community resources)</p> <p>Teachers, students and families work in partnership during Getting to Know You, Teacher and Family Goal Setting Meeting, student-led-conferences</p> <p>Thursday Folders &amp; Principal's Newsletter and Teacher Newsletters</p>			
--	--	--	--

# Goals, Strategies, & Proposed Expenditures

Complete a copy of the following table for each of the school's goals. Duplicate the table as needed.

## Goal Subject

## LEA/LCAP Goal

## Goal 5

## Identified Need

## Annual Measurable Outcomes

Metric/Indicator	Baseline/Actual Outcome	Expected Outcome
------------------	-------------------------	------------------

Complete a copy of the Strategy/Activity table for each of the school's strategies/activities. Duplicate the table, including Proposed Expenditures, as needed.

## Strategy & Supporting Actions 1

Strategy

**Students to be Served by this Strategy**  
(Identify either All Students or one or more specific student groups)

# School Site Council Membership

California Education Code describes the required composition of the School Site Council (SSC). The SSC shall be composed of the principal and representatives of: teachers selected by teachers at the school; other school personnel selected by other school personnel at the school; parents of pupils attending the school selected by such parents; and, in secondary schools, pupils selected by pupils attending the school. The current make-up of the SSC is as follows:

- Amy Snow School Principal
- Lori Brogdon Classroom Teachers
- Dani Dejardin Other School Staff
- Yasuo Hirao Parent or Community Members

Name of Members	Role
Tanessa Jee	Parent or Community Member

At elementary schools, the school site council must be constituted to ensure parity between (a) the principal, classroom teachers, and other school personnel, and (b) parents of students attending the school or other community members. Classroom teachers must comprise a majority of persons represented under section (a). At secondary schools there must be, in addition, equal numbers of parents or other community members selected by parents, and students. Members must be selected by their peer group.


## Recommendations and Assurances

The School Site Council (SSC) recommends this school plan and proposed expenditures to the district governing board for approval and assures the board of the following:

The SSC is correctly constituted and was formed in accordance with district governing board policy and state law.

The SSC reviewed its responsibilities under state law and district governing board policies, including those board policies relating to material changes in the School Plan for Student Achievement (SPSA) requiring board approval.

The SSC sought and considered all recommendations from the following groups or committees before adopting this plan:



Signature	Committee or Advisory Group Name
	State Compensatory Education Advisory Committee
	English Learner Advisory Committee

The SSC reviewed the content requirements for school plans of programs included in this SPSA and believes all such content requirements have been met, including those found in district governing board policies and in the local educational agency plan.

This SPSA is based on a thorough analysis of student academic performance. The actions proposed herein form a sound, comprehensive, coordinated plan to reach stated school goals to improve student academic performance.

This SPSA was adopted by the SSC at a public meeting on 12/14/2020.

Attested:

	Principal, Amy Snow on 1/11/2021
	SSC Chairperson, Yasuo Hirao on 1/11/2021