

DRAFT

Student Progress Toward Graduation & Learning Restoration/Recovery Plan

...

SMUHSD Board Meeting
February 25, 2021

Agenda

- ❏ Students On/Off Track for graduation by Grade Level
- ❏ Students Off-Track, Areas that Students Need Credit Recovery
- ❏ Learning Restoration/Recovery Plan

Students On/Off Graduation Track

...

SMUHSD On/Off Track CREDIT Cut Points



Beginning of the Year

	Extremely Off Track	Moderately Off Track	Slightly Off Track	On Track
9	NA	NA	NA	NA
10	35	45	59	60+
11	95	100	109	110+
12	140	150	169	170+

End of the Year

	Extremely Off Track	Moderately Off Track	Slightly Off Track	On Track
9	35	45	59	60+
10	95	100	109	110+
11	140	150	169	170+
12	205	210	219	220+

Student status is earned by meeting/exceeding the minimum credit requirement shown for **On Track** status.

The following slides contain information based on these cut points below
On/Off Track Status as of February 2021

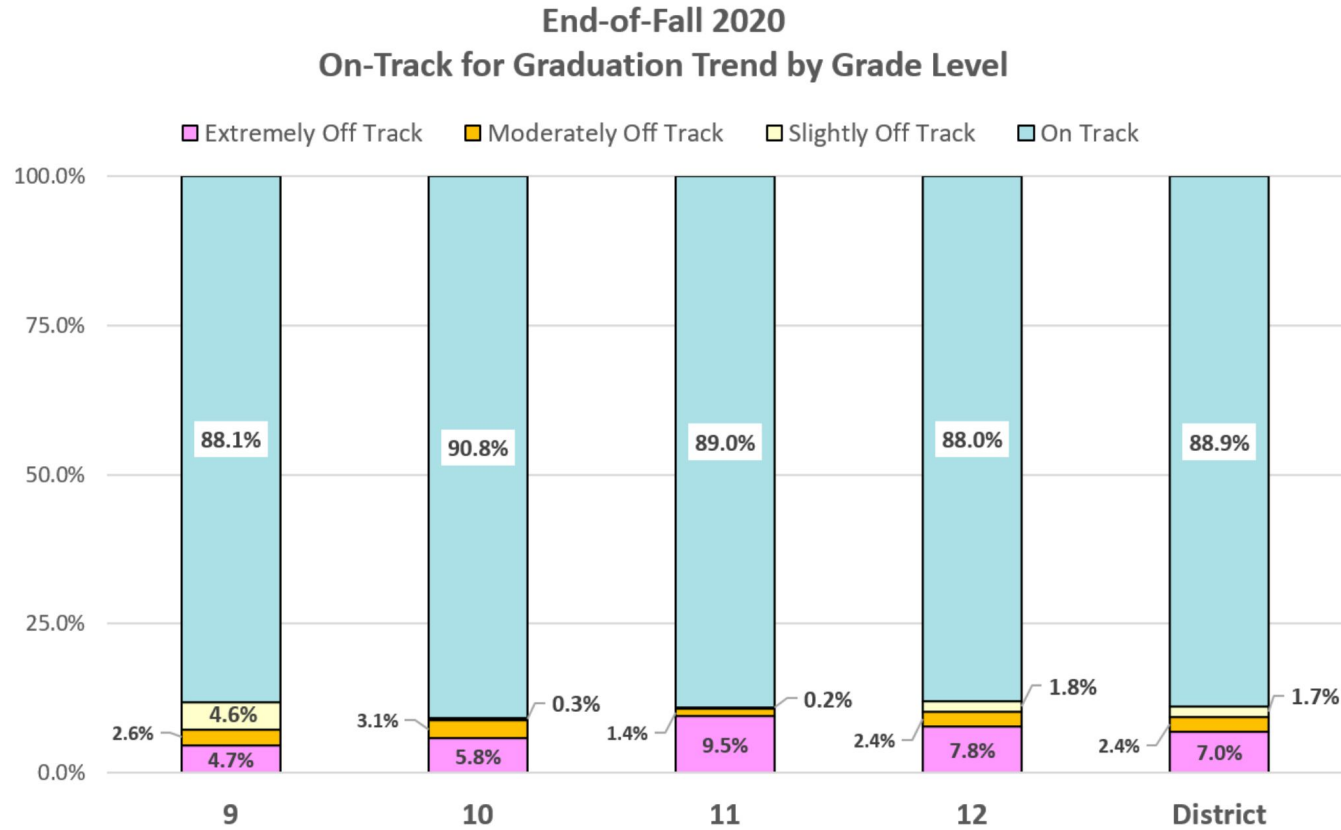
Middle of the Year

	Extremely Off Track	Moderately Off Track	Slightly Off Track	On Track
9	15	20	29	30+
10	70	80	84	85+
11	130	135	139	140+
12	175	185	194	195+

SMUHSD On/Off Track Cut Points

On/Off Track Status as of February 2021

By Grade

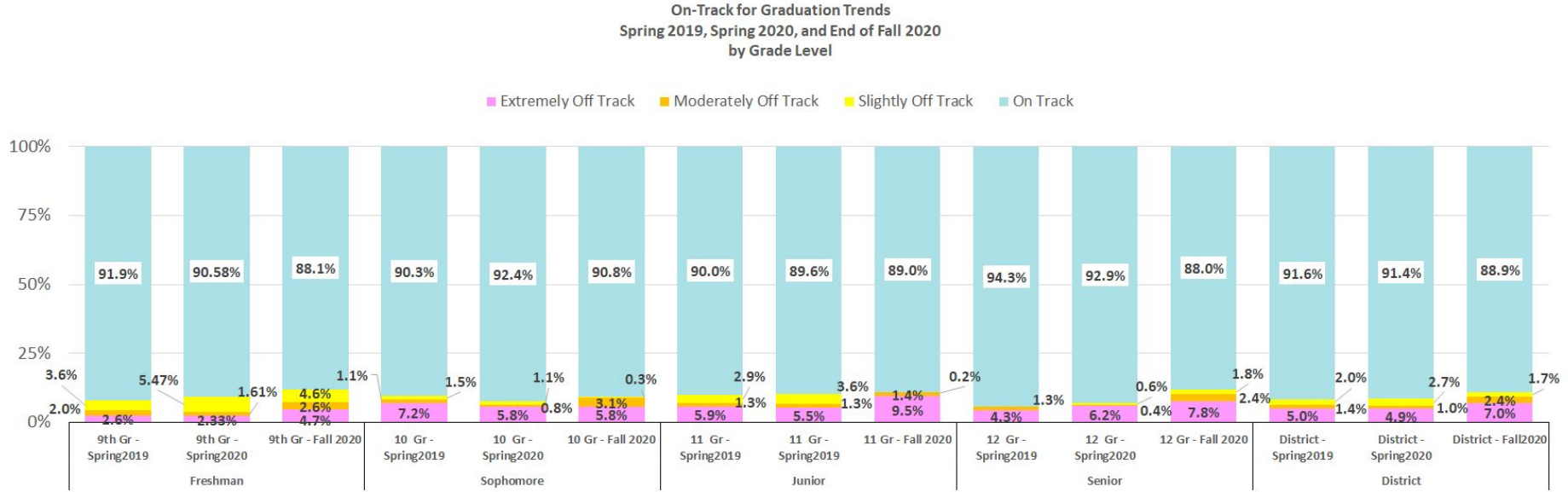


Fall2020	Count of Students
9	2232
10	2222
11	2291
12	2320

SMUHSD On/Off Track Cut Points

On/Off Track Status, Spring 2020 vs. Fall 2020

By Grade



		Spring/Fall 2020, Grade Level														
		Spring'19	Spring'20	Fall'20	Spring'19	Spring'20	Fall'20	Spring'19	Spring'20	Fall'20	Spring'19	Spring'20	Fall'20	Spring'19	Spring'20	Fall'20
Grade Level		9	9	9	10	10	10	11	11	11	12	12	12	District	District	District
Extremely Off Track		58	52	105	163	129	129	134	124	218	94	139	182	449	444	634
Moderately Off Track		45	36	59	24	18	69	29	29	31	29	9	56	127	92	215
Slightly Off Track		82	122	102	34	24	7	65	81	4	0	13	41	181	240	154
On Track		2085	2020	1966	2048	2072	2017	2052	2007	2038	2052	2098	2041	8237	8197	8062
District		2270	2230	2232	2269	2243	2222	2280	2241	2291	2175	2259	2320	8994	8973	9065

SMUHSD On/Off Track Cut Points

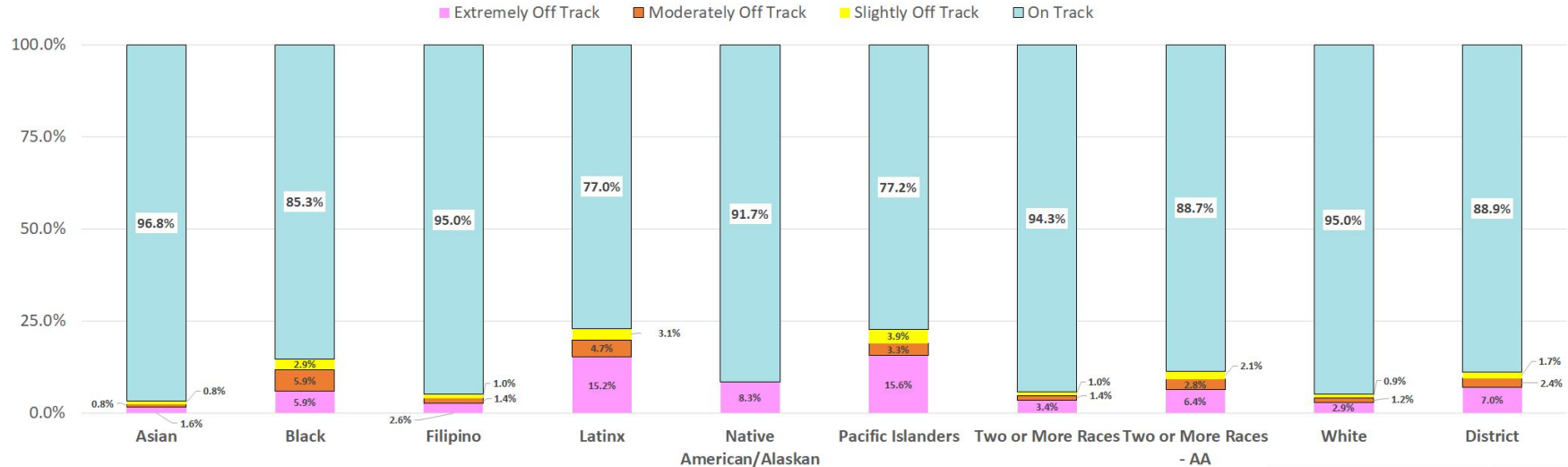
On/Off Track Status as of February 2021

By Grade Race/Ethnicity - All Students

End-of-Fall 2020

On-Track for Graduation Trend by Race/Ethnicity

All Students



Fall2020 Race/Ethnicity	Count of Students
Asian	2074
Black	68
Filipino	499
Latinx	2966
Native American/Alaskan	12
Pacific Islanders	180
Two or More Races	734
Two or More Races - AA	141
White	2391
District	9065

Analysis - Overall Credit Accumulation

- ❑ 89% of students overall are “on-track” for graduation
- ❑ 7% overall are “extremely off-track”
 - ❑ 11th graders have the highest percentage “extremely off-track” status (9.5% of class overall)
- ❑ Most racial/ethnic groups in line with district averages across grade levels, however...
 - ❑ 15.6% of Latin-x & 15.2% of Pacific Islander Students “extremely off-track”

SMUHSD On/Off Track Cut Points

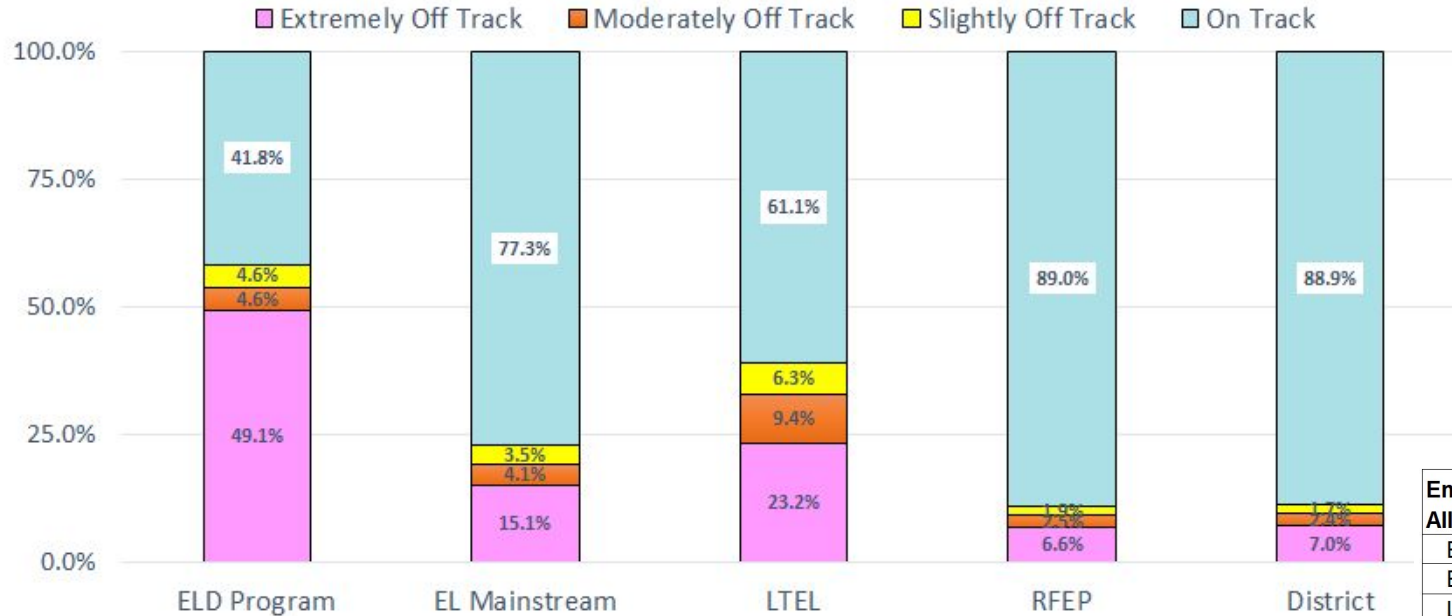
On/Off Track Status as of February 2021

English Learners(EL) Overall

End-of-Fall

On-Track for Graduation - English Learners

All Grade Levels



English Learners All Grade Levels	Count of Students
ELD Program	285
EL Mainstream	172
LTEL	414
RFEP	2498
District	9065

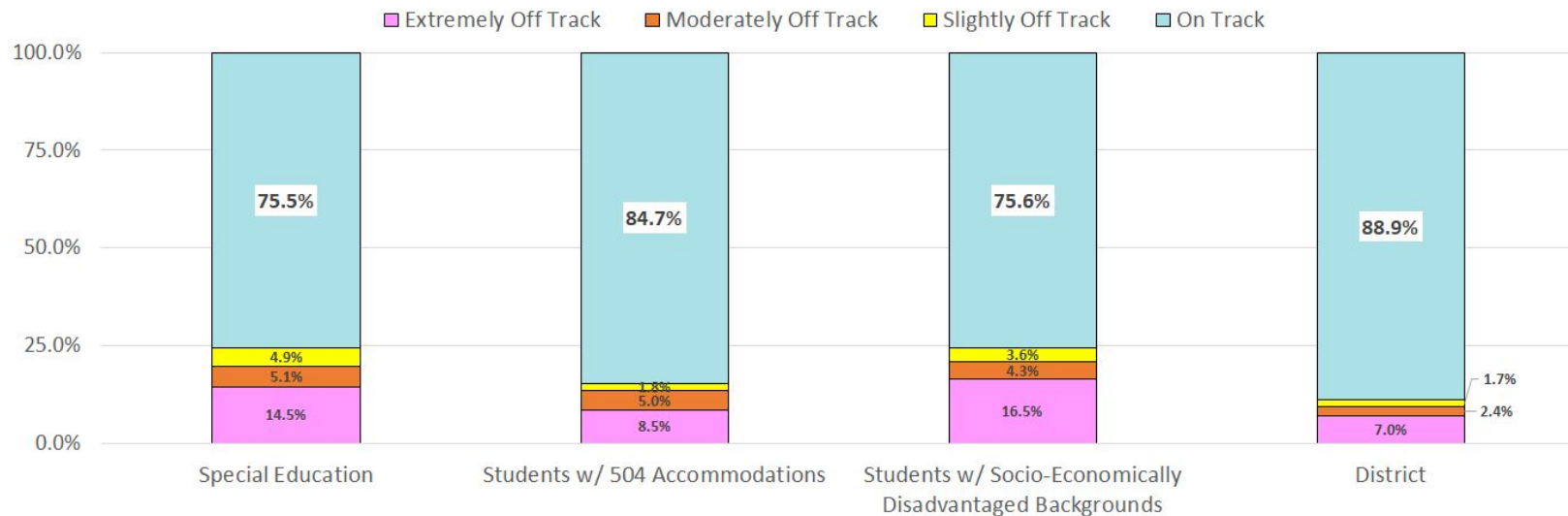
SMUHSD On/Off Track Cut Points

On/Off Track Status as of February 2021

Students from Historically Underserved Backgrounds

End-of-Fall 2020

On-Track for Graduation - Students from Historically Underserved Backgrounds



Fall 2020 - All Grade Levels	Count of Students
Special Education	882
Students w/ 504 Accommodations	614
Students w/ Socio-Economically Disadvantaged Backgrounds	2302
District	9065

Analysis - Historically Underserved Student Groups

❏ English Learners (EL)

- ❏ Significant numbers of ELs in ELD are “extremely off-track”
- ❏ As with overall trends, 11th graders are most “off-track” (53%)
- ❏ Nearly ¼ of Long-term ELs are “extremely off track”

❏ Students with Individual Education Plans (IEP's)

- ❏ 24.5% off track (“slightly-extremely”)
- ❏ 14.5% “Extremely off-track overall”

❏ Students from Under-Resourced Backgrounds

- ❏ 24.4% off-track (“slightly-extremely”)
- ❏ 16.5% “Extremely off-track overall”

Implications of Findings

- ❏ Continue to implement engagement-outreach/intervention this spring & address access or other issues/needs
- ❏ Provide students with venues to complete courses via independent study platform
- ❏ Plan for future credit recovery/learning restoration

Learning Restoration/Recovery Plan - Part I

Summer School 2021 (June 1 - July 21, 2021)

#1

Completion of Courses from
summer 2020 and
2020-21 school year

- June 1-June 16
- Courses started on Edgenuity Platform - 2020-2021
- Virtual - Edgenuity, synchronous/asynchronous

#2

In-person Courses
June 17-July 21 (2 sessions)

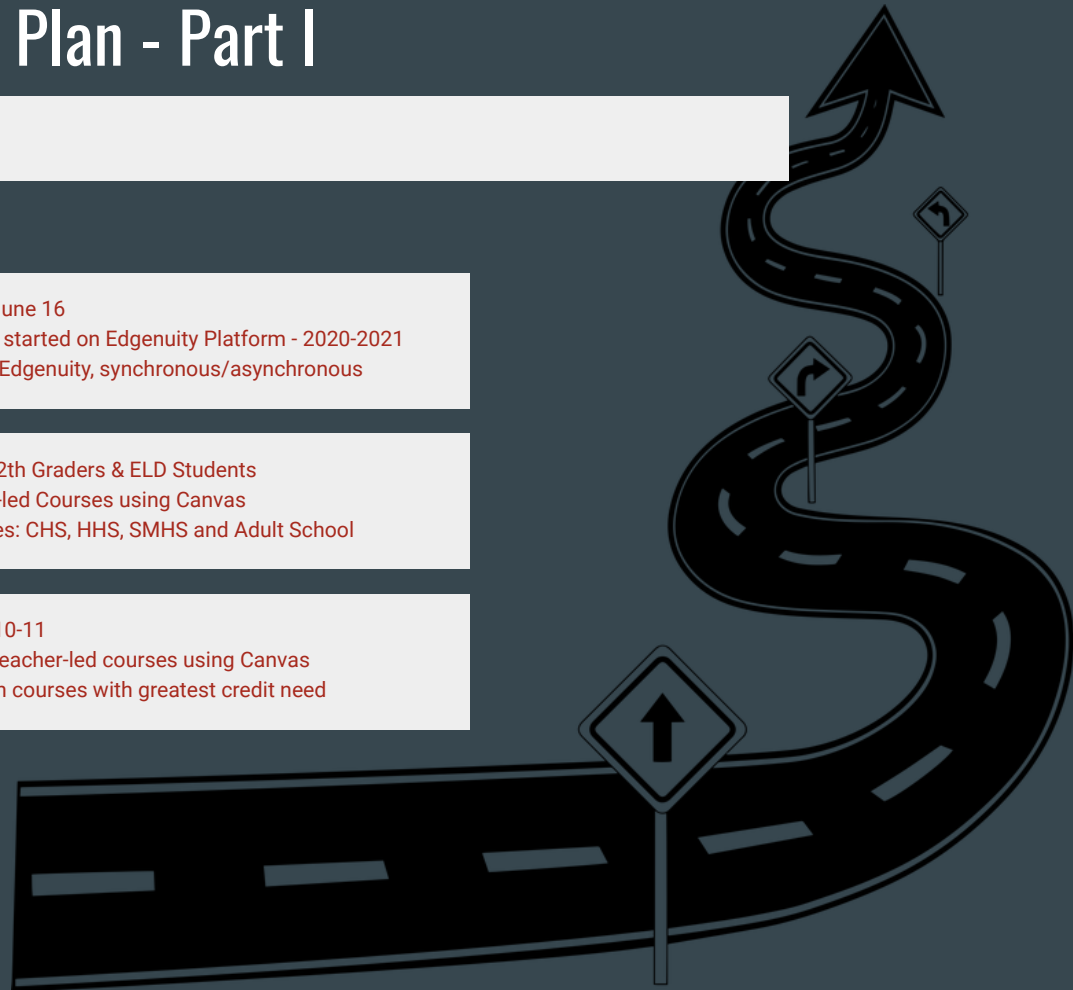
- Rising 12th Graders & ELD Students
- Teacher-led Courses using Canvas
- Four Sites: CHS, HHS, SMHS and Adult School

#3

Virtual Courses
June 17-July 21 (2 sessions)

- Grades 10-11
- Virtual Teacher-led courses using Canvas
- Focus on courses with greatest credit need

- Increasing Summer School Pay Rate
- Continued investments in Student Mental Health Supports
- Investigating after-school enrichment opportunities



Learning Restoration/Recovery Plan - Part II

Beyond summer 2021

Fall 2021

Evaluate student need -
focus on 9th/10th
Graders

Focus on Tier I Supports

Create opportunities for
On-site Credit Recovery



2021-22 School Year

Night School
Options

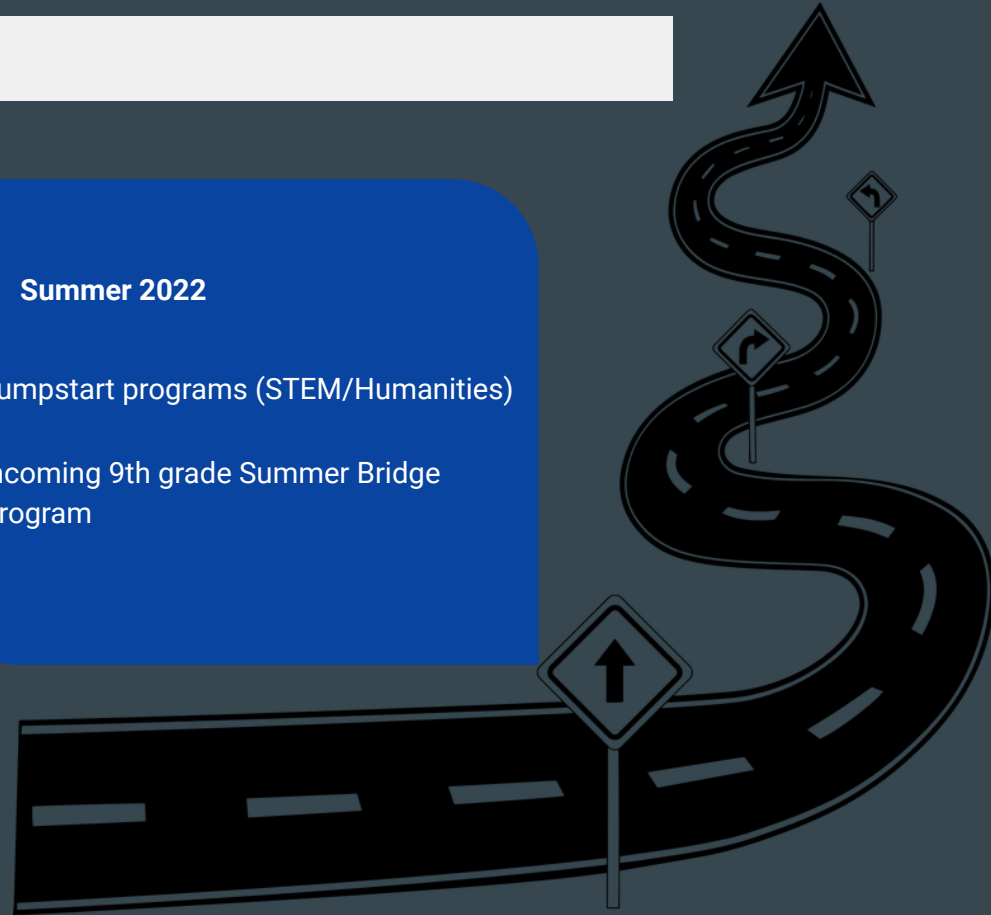
Intercession



Summer 2022

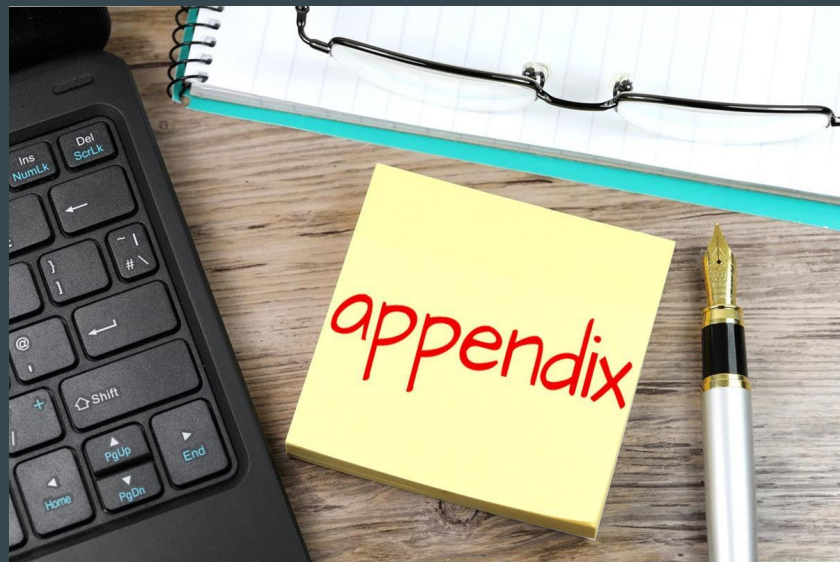
Jumpstart programs (STEM/Humanities)

Incoming 9th grade Summer Bridge
Program



Questions/Answers

...



Students On/Off Graduation Track By Grade Level

...

SMUHSD On/Off Track Cut Points

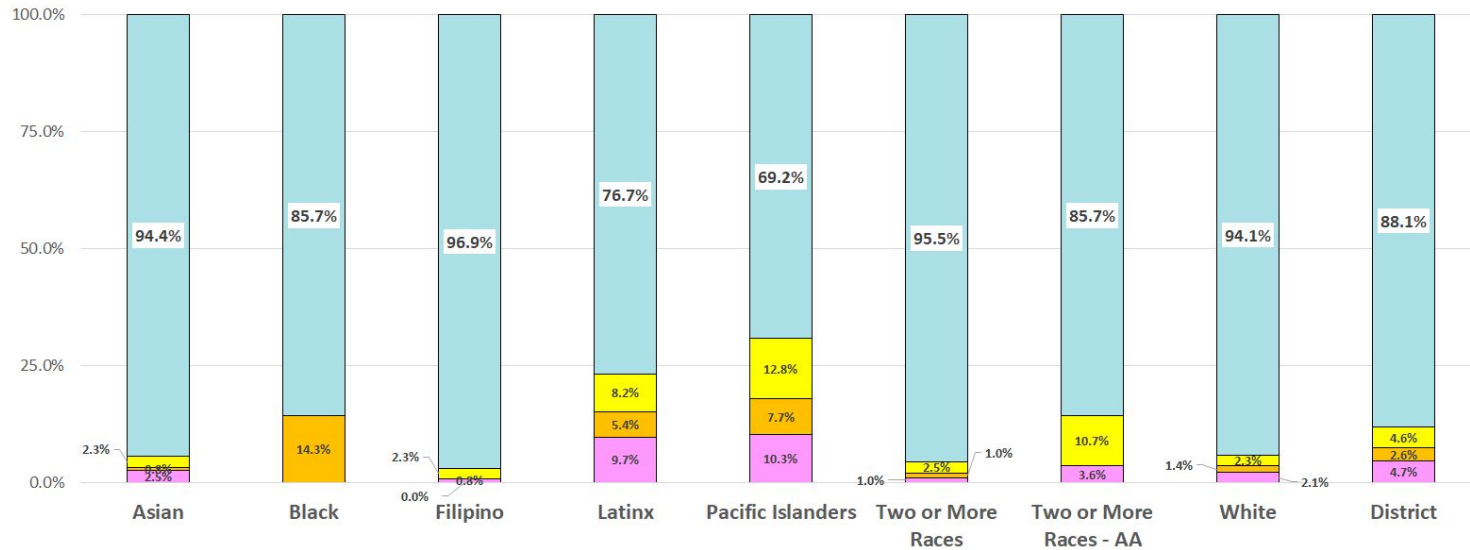
On/Off Track Status as of February 2021

By Grade Level and Race/Ethnicity - 9th Graders

End-of-Fall 2020

On-Track for Graduation Trend by Race/Ethnicity
9th Graders

Extremely Off Track Moderately Off Track Slightly Off Track On Track



Fall2020 Race/Ethnicity	Count of Students
Asian	517
Black	14
Filipino	130
Latinx	744
Pacific Islanders	39
Two or More Races	200
Two or More Races - AA	28
White	560
District	2232

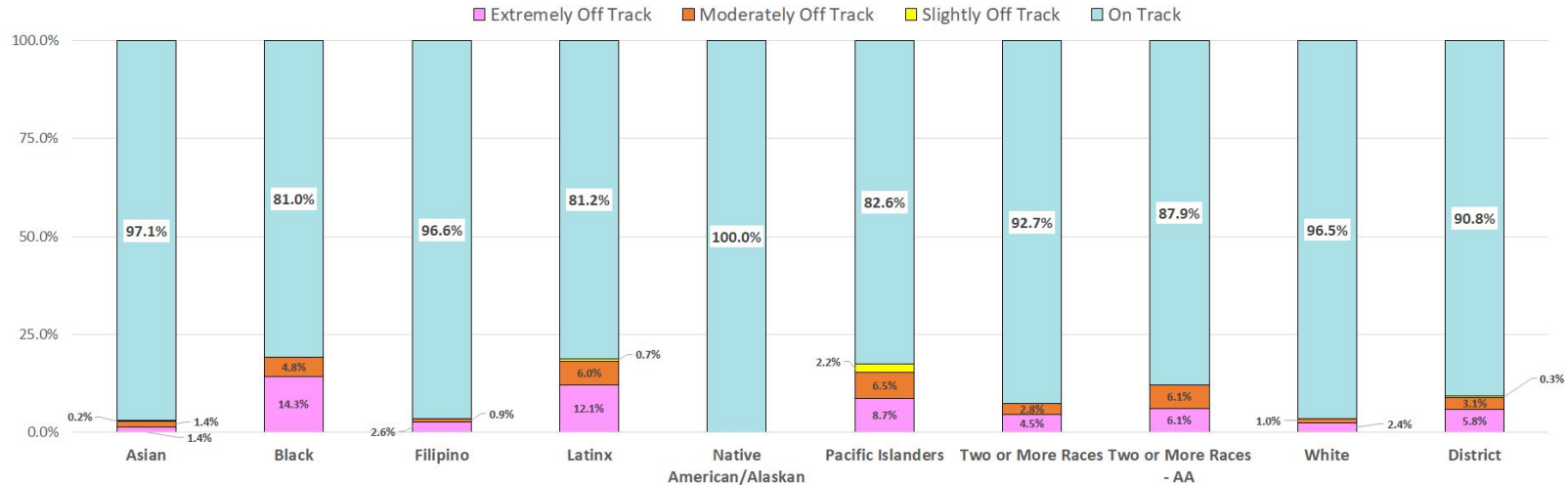
SMUHSD On/Off Track Cut Points

On/Off Track Status as of February 2021

By Grade Level and Race/Ethnicity - 10th Graders

End-of-Fall 2020

On-Track for Graduation Trend by Race/Ethnicity
10th Graders



Fall2020 Race/Ethnicity	Count of Students
Asian	517
Black	21
Filipino	117
Latinx	729
Native American/Alaskan	2
Pacific Islanders	46
Two or More Races	179
Two or More Races - AA	33
White	578
District	2222

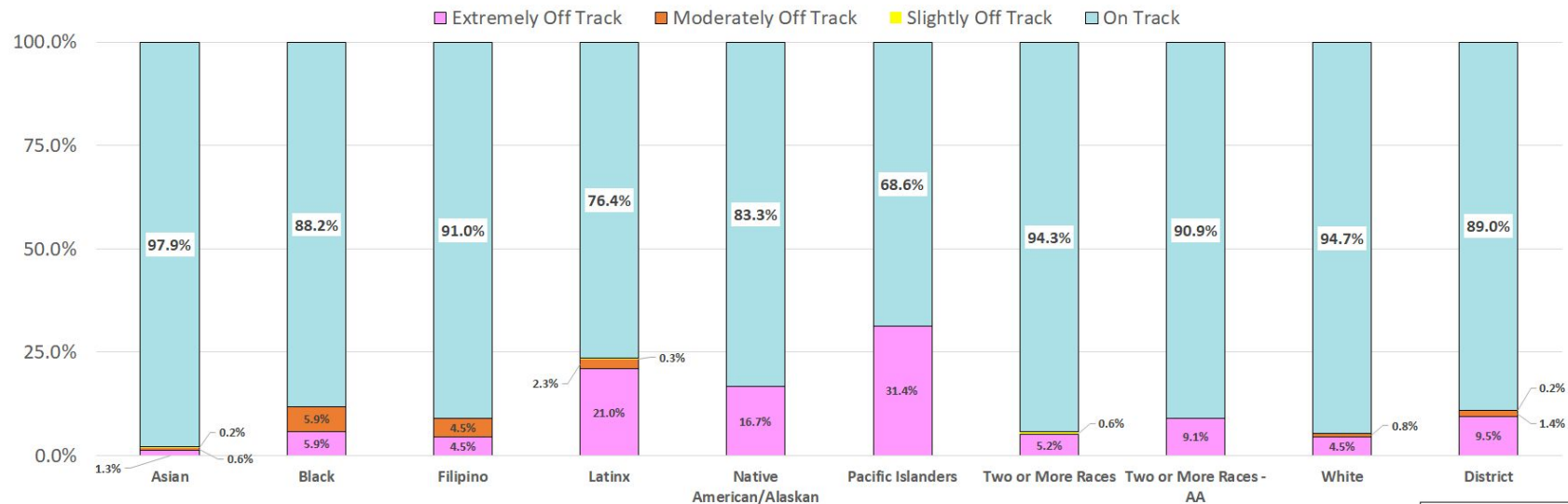
SMUHSD On/Off Track Cut Points

On/Off Track Status as of February 2021

By Race/Ethnicity - 11th Graders

End-of-Fall 2020

On-Track for Graduation Trend by Race/Ethnicity
11th Graders



Fall2020 Race/Ethnicity	Count of Students
Asian	531
Black	17
Filipino	134
Latinx	691
Native American/Alaskan	6
Pacific Islanders	51
Two or More Races	174
Two or More Races - AA	44
White	643
District	2291

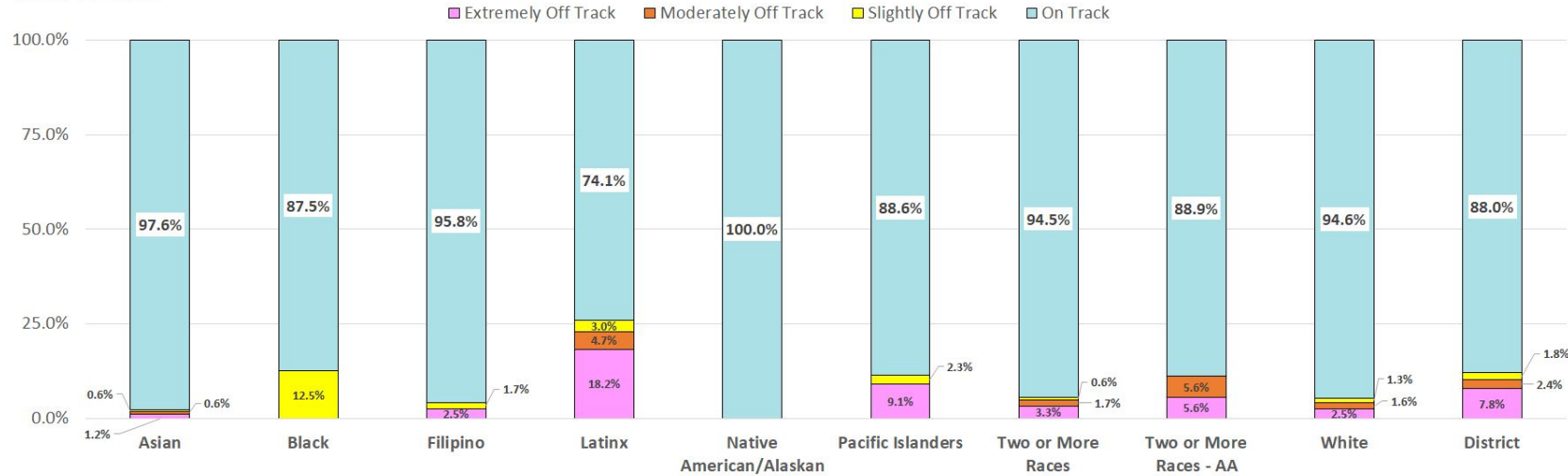
SMUHSD On/Off Track Cut Points

On/Off Track Status as of February 2021

By Race/Ethnicity - 12th Graders

End-of-Fall 2020

On-Track for Graduation Trend by Race/Ethnicity
12th Graders



Fall2020 Race/Ethnicity	Count of Students
Asian	509
Black	16
Filipino	118
Latinx	802
Native American/Alaskan	4
Pacific Islanders	44
Two or More Races	181
Two or More Races - AA	36
White	610
District	2320

Students On/Off Graduation Track ELs By Grade Level

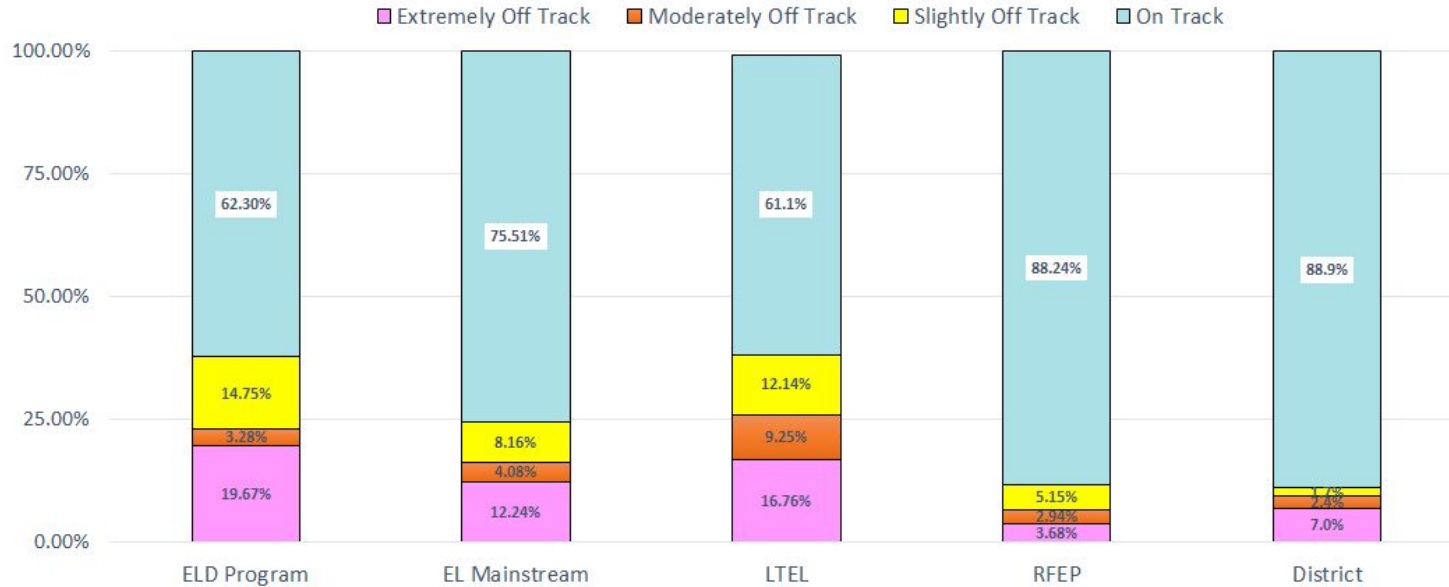
...

SMUHSD On/Off Track Cut Points

On/Off Track Status as of February 2021

By Grade Level, 9th Grade English Learners(EL)

End-of-Fall
On-Track for Graduation - English Learners
9th Graders



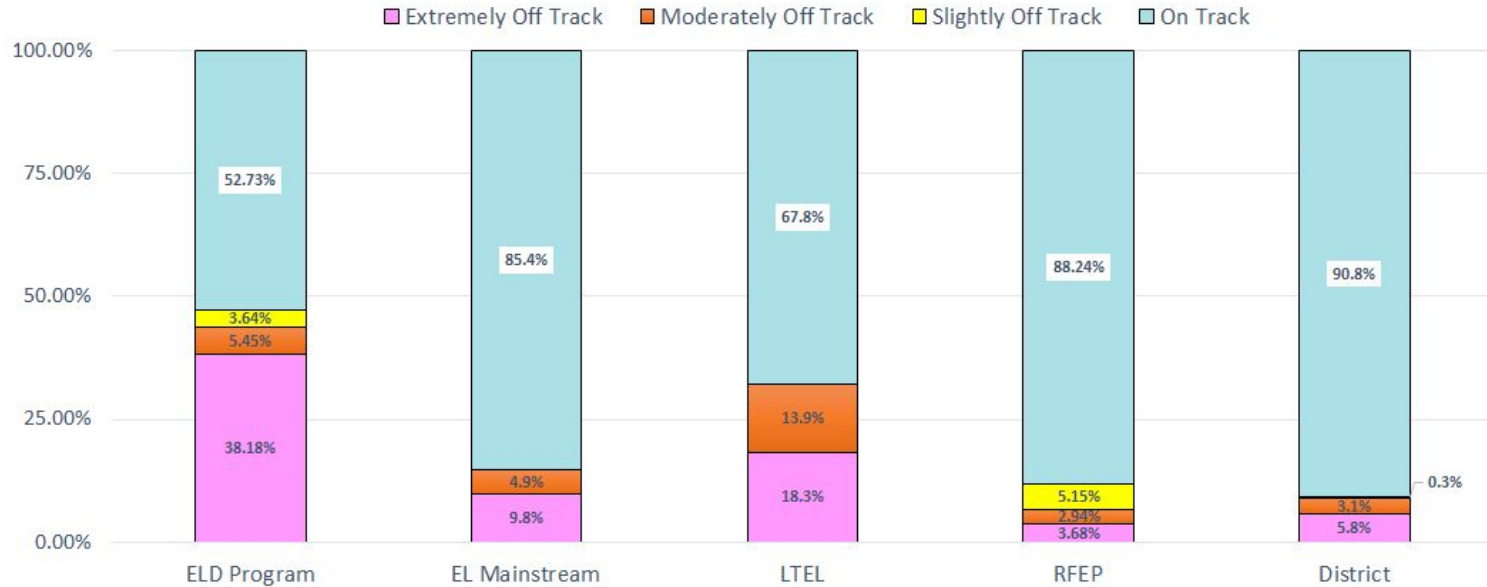
English Learners 9th Graders	Count of Students
ELD Program	61
EL Mainstream	49
LTEL	173
RFEP	544
District	2232

SMUHSD On/Off Track Cut Points

On/Off Track Status as of February 2021

By Grade Level, 10th Grade English Learners

End-of-Fall
On-Track for Graduation - English Learners
10th Graders



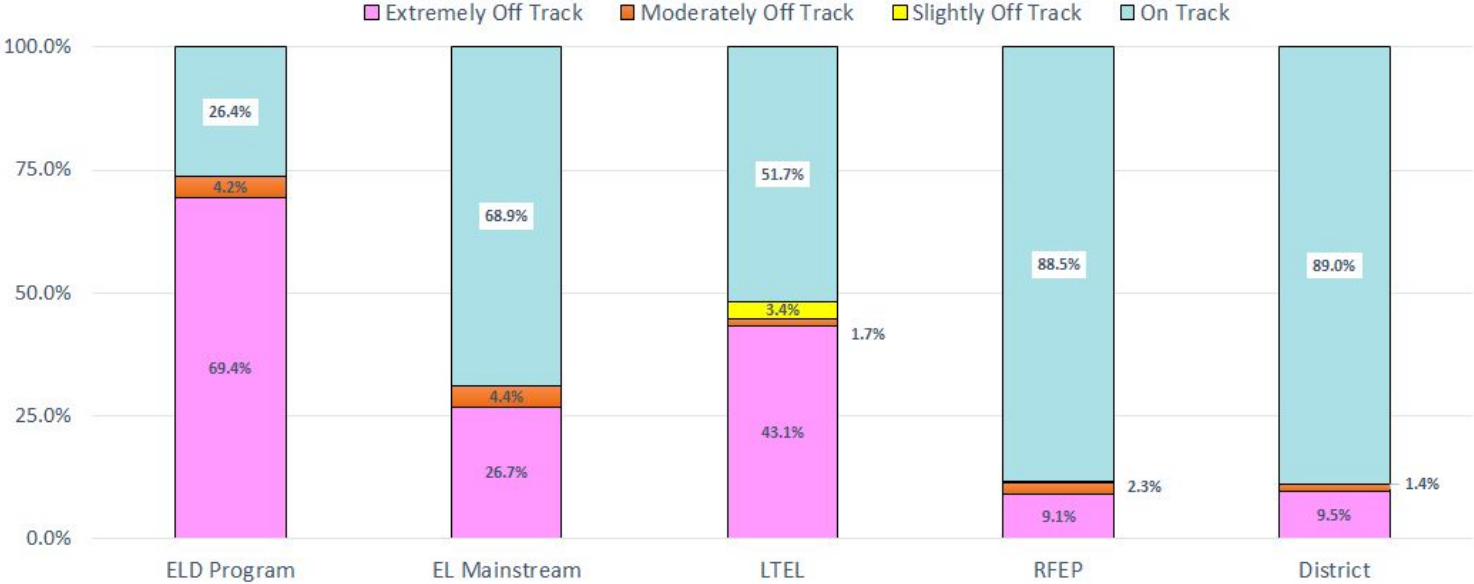
English Learners 10th Graders	Count of Students
ELD Program	55
EL Mainstream	41
LTEL	115
RFEP	600
District	2222

SMUHSD On/Off Track Cut Points

On/Off Track Status as of February 2021

By Grade Level, 11th Grade English Learners

End-of-Fall
On-Track for Graduation - English Learners
11th Graders



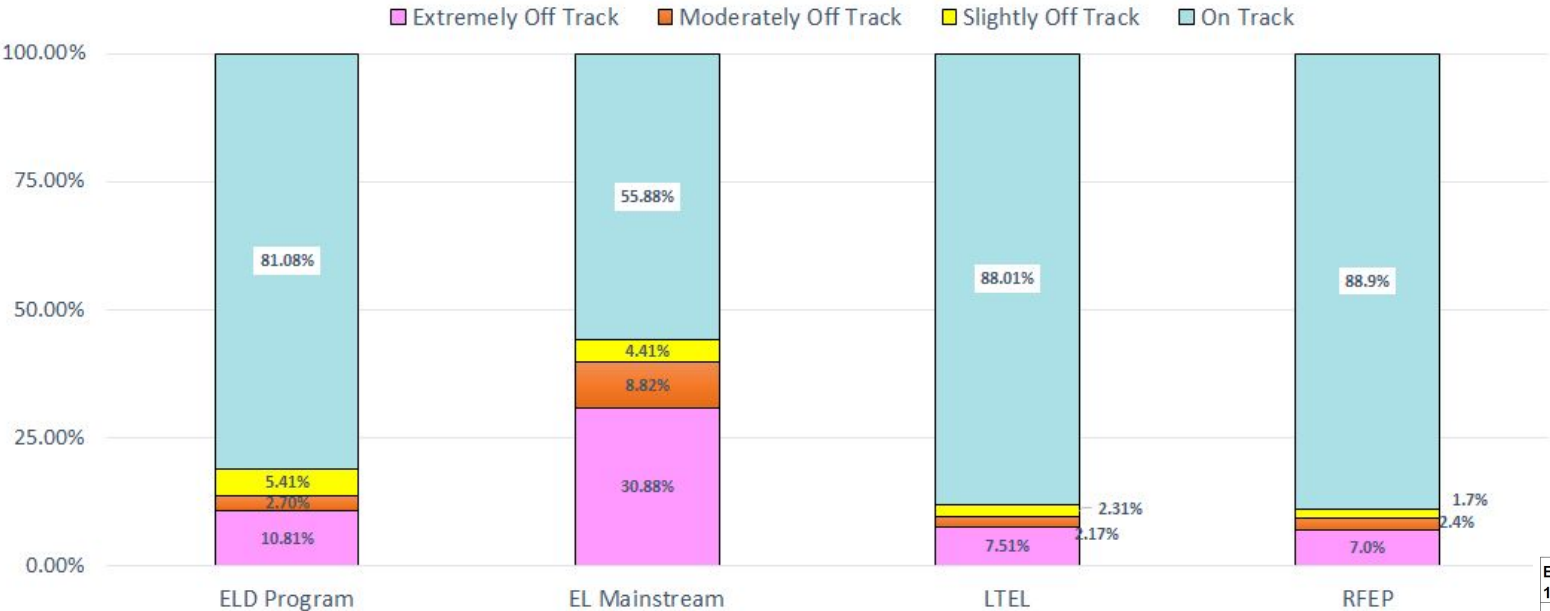
English Learners 11th Graders	
ELD Program	Count of Students
ELD Program	72
EL Mainstream	45
LTEL	58
RFEP	662
District	2291

SMUHSD On/Off Track Cut Points

On/Off Track Status as of February 2021

By Grade Level, 12th Grade English Learners

End-of-Fall
On-Track for Graduation - English Learners
11th Graders



English Learners 12th Graders	Count of Students
ELD Program	97
EL Mainstream	37
LTEL	68
RFEP	692
District	2320

Students On/Off Graduation Track HUGs By Grade Level

...

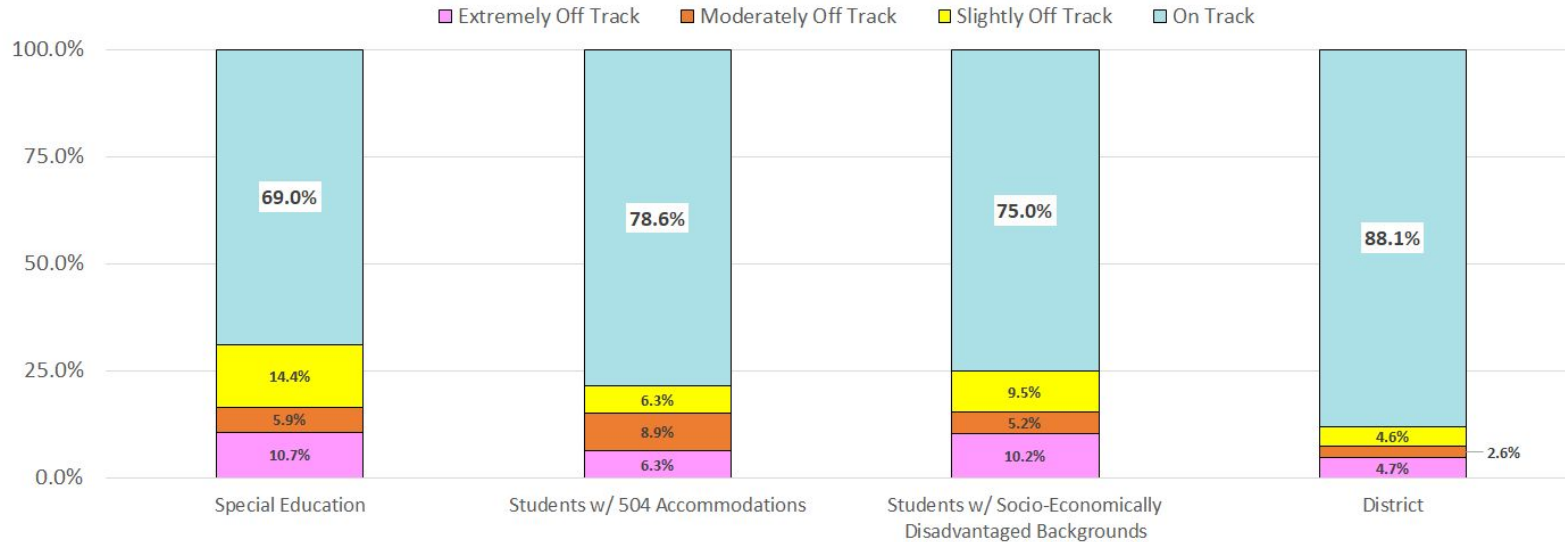
SMUHSD On/Off Track Cut Points

On/Off Track Status as of February 2021

9th Grade Students from Historically Underserved Backgrounds

End-of-Fall 2020

On-Track for Graduation - Students from Historically Underserved Backgrounds
9th Graders



Fall 2020 - 9th Grade	Count of Students
Special Education	187
Students w/ 504 Accommodations	112
Students w/ Socio-Economically Disadvantaged Backgrounds	577
District	2232

SMUHSD On/Off Track Cut Points

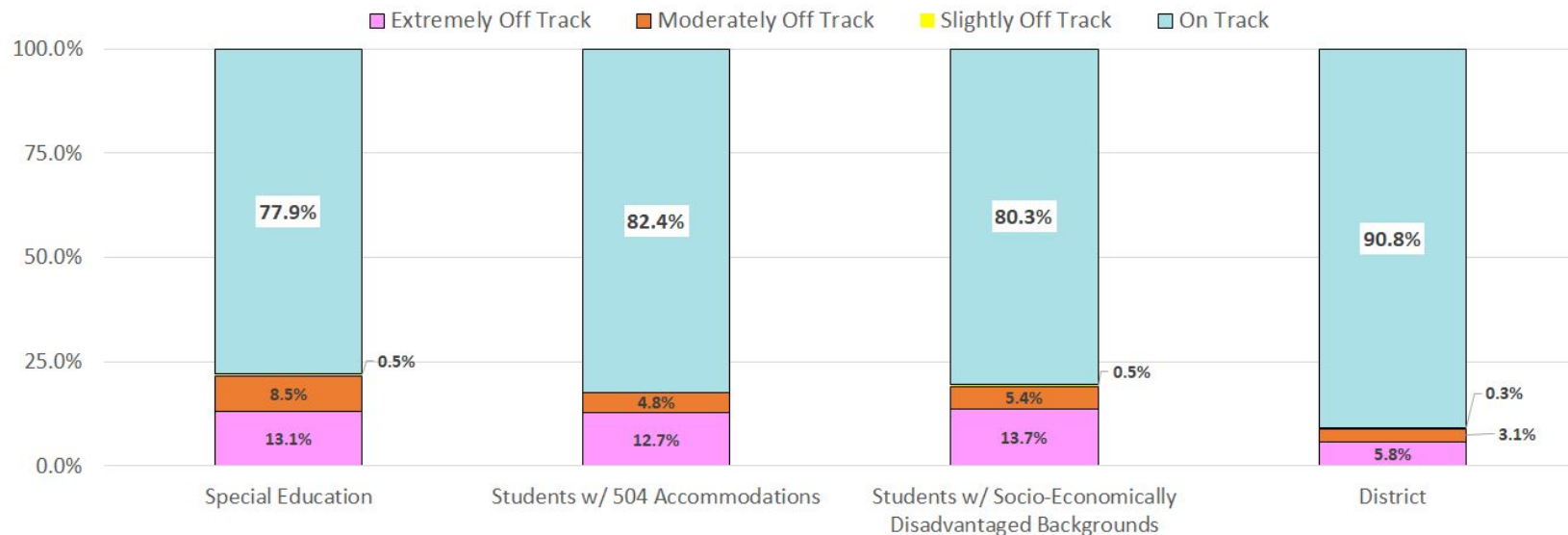
On/Off Track Status as of February 2021

10th Grade Students from Historically Underserved Backgrounds

End-of-Fall 2020

On-Track for Graduation - Students from Historically Underserved Backgrounds

10th Graders



Fall 2020 - 10th Grade	Count of Students
Special Education	213
Students w/ 504 Accommodations	165
Students w/ Socio-Economically Disadvantaged Backgrounds	554
District	2222

SMUHSD On/Off Track Cut Points

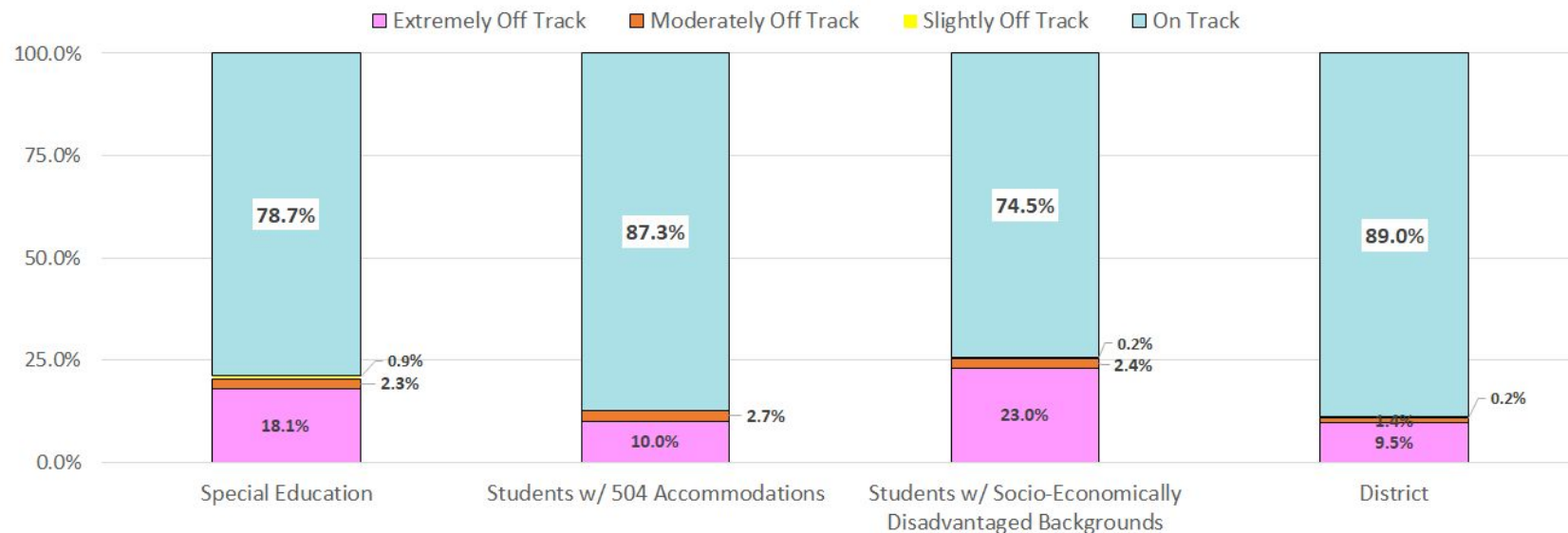
On/Off Track Status as of February 2021

11th Grade Students from Historically Underserved Backgrounds

End-of-Fall 2020

On-Track for Graduation - Students from Historically Underserved Backgrounds

11th Graders



Fall 2020 - 11th Grade	Count of Students
Special Education	216
Students w/ 504 Accommodations	150
Students w/ Socio-Economically Disadvantaged Backgrounds	548
District	2291

SMUHSD On/Off Track Cut Points

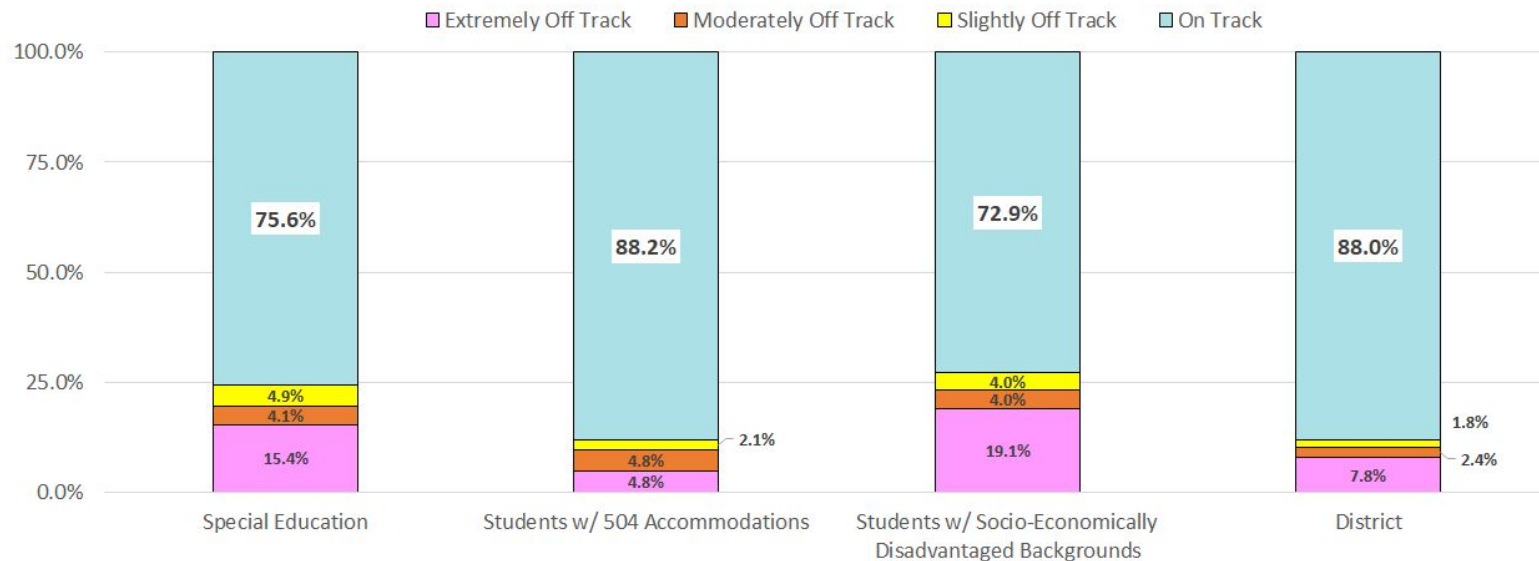
On/Off Track Status as of February 2021

12th Grade Students from Historically Underserved Backgrounds

End-of-Fall 2020

On-Track for Graduation - Students from Historically Underserved Backgrounds

12th Graders



Fall 2020 - 12th Grade	Count of Students
Special Education	266
Students w/ 504 Accommodations	187
Students w/ Socio-Economically Disadvantaged Backgrounds	623
District	2320