

**Solano County Office of Education
District Business Services**

Page 1

PUBLIC DISCLOSURE OF PROPOSED COLLECTIVE BARGAINING AGREEMENT
in accordance with AB 1200 (Chapter 1213/Statutes 1991), AB 2756 (Chapter 52/Statutes 2004), GC 3547.5

Name of School District:	Benicia Unified School District
Name of Bargaining Unit:	California Schools Employees' Assoc., Chapter #1096 (CSEA)
Certificated, Classified, Other:	Classified

The proposed agreement covers the period beginning: July 1, 2021 and ending: June 30, 2022
(date) (date)

The Governing Board will act upon this agreement on: June 10, 2021
(date)

Note: This form, along with a copy of the proposed agreement, must be submitted to the County Office at least ten (10) working days prior to the date the Governing Board will take action.

A. Proposed Change in Compensation

Bargaining Unit Compensation <u>All Funds - Combined</u>		Fiscal Impact of Proposed Agreement (Complete Years 2 and 3 for multiyear and overlapping agreements only)			
		Annual Cost Prior to Proposed Settlement 2021-22	Year 1 Increase/(Decrease) 2021-22	Year 2 Increase/(Decrease) 2022-23	Year 3 Increase/(Decrease) 2023-24
1. Salary Schedule	\$ 7,483,408	\$ 351,721			
			4.70%	0.00%	0.00%
2. Step and Column	\$ 86,000				
			0.00%	0.00%	0.00%
3. Other Compensation Stipends, Bonuses, Longevity, Overtime, Differential, Callback or Standby Pay, etc.	\$ 352,929				
			0.00%	0.00%	0.00%
Description of Other Compensation	See Line 3 description.				
4. Statutory Benefits - STRS, PERS, FICA, WC, UI, Medicare, etc.	\$ 2,466,087	\$ 115,906			
			4.70%	0.00%	0.00%
5. Health/Welfare Plans	\$ 947,505	\$ 71,361			
			7.53%	0.00%	0.00%
6. Total Bargaining Unit Compensation Add Items 1 through 5 to equal 6	\$ 11,335,929	\$ 538,988	\$ -	\$ -	
			4.75%	0.00%	0.00%
7. Total Number of Bargaining Unit Employees (Use FTEs if appropriate)	175.60				
8. Total Compensation Average Cost per Bargaining Unit Employee	\$ 64,555	\$ 3,069	\$ -	\$ -	
			4.75%	0.00%	0.00%

9. What was the negotiated percentage change? For example, if the change in "Year 1" was for less than a year, what is the annualized percentage of that change for "Year 1"?

4.70%

10. Were any additional steps, columns, or ranges added to the salary schedules? (If yes, please explain.)

No.

11. Please include comments and explanations as necessary. (If more room is necessary, please attach an additional sheet.)

N/A.

12. A. Does this bargaining unit have a negotiated cap for Health and Welfare benefits?

Yes ☒

No ☐

If yes, please describe the cap amount.

\$932/month for medical.

- B. Proposed negotiated changes in noncompensation items** (i.e., class size adjustments, staff development days, teacher prep time, classified staffing ratios, etc.)

N/A.

- C. What are the specific impacts (positive or negative) on instructional and support programs to accommodate the settlement?** Include the impact of changes such as staff reductions or increases, program reductions or increases, elimination or expansion of other services or programs (i.e., counselors, librarians, custodial staff, etc.)

Utilizing LCFF and other federal and state funds for raise and other program enhancements.

- D. What contingency language is included in the proposed agreement?** Include specific areas identified reopeners, applicable fiscal years, and specific contingency language.

Pending adoption by the state of California of a 2021-22 state budget with a Cost of Living Adjustment (COLA) applied to the LCFF within a range of 4.57% and 5.57%.

- E. Identify other major provisions that do not directly affect the district's costs, such as binding arbitrations, grievance procedures, etc.**

N/A.

- F. Source of Funding for Proposed Agreement:**

1. Current Year

LCFF and other federal and state funds.

2. If this is a single year agreement, how will the ongoing cost of the proposed agreement be funded in subsequent years? (i.e., what will allow the district to afford this contract)?

LCFF.

3. If this is a multiyear agreement, what is the source of funding, including assumptions used, to fund these obligations in subsequent years? (Remember to include compounding effects in meeting obligations.)

N/A.

G. IMPACT OF PROPOSED AGREEMENT ON CURRENT YEAR OPERATING BUDGET

Unrestricted General Fund
 Bargaining Unit: **Benicia Teachers' Association (BTA)**

Object Code	Column 1	Column 2	Column 3	Column 4
	Latest Board- Approved Budget Before Settlement (As of 6/10/21)	Adjustments as a Result of Settlement (compensation)	Other Revisions (agreement support and/or other unit agreement) Explain on Page 4j	Total Revised Budget (Columns 1+2+3)
REVENUES				
LCFF Revenue 8010-8099	\$ 42,844,705			\$ 42,844,705
Federal Revenue 8100-8299	\$ -			\$ -
Other State Revenue 8300-8599	\$ 898,673			\$ 898,673
Other Local Revenue 8600-8799	\$ 365,514			\$ 365,514
TOTAL REVENUES	\$ 44,108,892		\$ -	\$ 44,108,892
EXPENDITURES				
Certificated Salaries 1000-1999	\$ 19,686,936	\$ 758,320	\$ 106,245	\$ 20,551,501
Classified Salaries 2000-2999	\$ 4,812,182		\$ 189,475	\$ 5,001,657
Employee Benefits 3000-3999	\$ 8,954,269	\$ 305,463	\$ 138,300	\$ 9,398,032
Books and Supplies 4000-4999	\$ 537,252			\$ 537,252
Services and Other Operating Expenditures 5000-5999	\$ 2,151,732			\$ 2,151,732
Capital Outlay 6000-6999	\$ -			\$ -
Other Outgo (excluding Indirect Costs) 7100-7299 7400-7499	\$ 162,804			\$ 162,804
Transfers of Indirect Costs 7300-7399	\$ (591,800)			\$ (591,800)
TOTAL EXPENDITURES	\$ 35,713,375	\$ 1,063,783	\$ 434,020	\$ 37,211,178
OTHER FINANCING SOURCES/USES				
Transfers In and Other Sources 8900-8979				\$ -
Transfers Out and Other Uses 7600-7699				\$ -
Contributions 8980-8999	\$ (7,446,619)			\$ (7,446,619)
Net Increase (Decrease) in Fund Balance	\$ 948,898	\$ (1,063,783)	\$ (434,020)	\$ (548,905)
BEGINNING FUND BALANCE				
9791	\$ 8,980,110			\$ 8,980,110
Audit Adjustments/Other Restatements 9793/9795				\$ -
ENDING FUND BALANCE	\$ 9,929,008	\$ (1,063,783)	\$ (434,020)	\$ 8,431,205
COMPONENTS OF ENDING FUND BALANCE:				
Nonspendable 9711-9719				\$ -
Restricted 9740				
Committed 9750-9760	\$ 2,300,000			\$ 2,300,000
Assigned 9780	\$ 6,009,008	\$ (1,103,783)	\$ (434,020)	\$ 4,471,205
Reserve for Economic Uncertainties 9789	\$ 1,620,000	\$ 40,000		\$ 1,660,000
Unassigned/Unappropriated Amount 9790	\$ -	\$ -	\$ -	\$ -

G. IMPACT OF PROPOSED AGREEMENT ON CURRENT YEAR OPERATING BUDGET**Restricted General Fund**

Bargaining Unit:

Benicia Teachers' Association (BTA)

Object Code	Column 1	Column 2	Column 3	Column 4
	Latest Board- Approved Budget Before Settlement (As of 6/10/21)	Adjustments as a Result of Settlement (compensation)	Other Revisions (agreement support and/or other unit agreement) Explain on Page 4j	Total Revised Budget (Columns 1+2+3)
REVENUES				
LCFF Revenue 8010-8099	\$ -			\$ -
Federal Revenue 8100-8299	\$ 1,168,447			\$ 1,168,447
Other State Revenue 8300-8599	\$ 4,316,585			\$ 4,316,585
Other Local Revenue 8600-8799	\$ 1,962,412			\$ 1,962,412
TOTAL REVENUES	\$ 7,447,444		\$ -	\$ 7,447,444
EXPENDITURES				
Certificated Salaries 1000-1999	\$ 4,322,425	\$ 252,773	\$ 86,928	\$ 4,662,126
Classified Salaries 2000-2999	\$ 3,533,549		\$ 155,025	\$ 3,688,574
Employee Benefits 3000-3999	\$ 5,152,363	\$ 101,821	\$ 113,154	\$ 5,367,338
Books and Supplies 4000-4999	\$ 1,937,390	\$ (175,000)	\$ (182,500)	\$ 1,579,890
Services and Other Operating Expenditures 5000-5999	\$ 1,573,631	\$ (179,594)	\$ (172,607)	\$ 1,221,430
Capital Outlay 6000-6999	\$ -			\$ -
Other Outgo (excluding Indirect Costs) 7100-7299 7400-7499	\$ 657,032			\$ 657,032
Transfers of Indirect Costs 7300-7399	\$ 469,800			\$ 469,800
TOTAL EXPENDITURES	\$ 17,646,190	\$ -	\$ -	\$ 17,646,190
OTHER FINANCING SOURCES/USES				
Transfers In and Other Sources 8900-8979	\$ -			\$ -
Transfers Out and Other Uses 7600-7699	\$ 90,000			\$ 90,000
Contributions 8980-8999	\$ 7,446,619			\$ 7,446,619
Net Increase (Decrease) in Fund Balance	\$ (2,842,127)	\$ -	\$ -	\$ (2,842,127)
BEGINNING FUND BALANCE				
9791	\$ 2,894,762			\$ 2,894,762
Audit Adjustments/Other Restatements 9793/9795				\$ -
ENDING FUND BALANCE	\$ 52,635	\$ -	\$ -	\$ 52,635
COMPONENTS OF ENDING FUND BALANCE:				
Nonspendable 9711-9719	\$ -			\$ -
Restricted 9740	\$ 52,635			\$ 52,635
Committed 9750-9760				
Assigned Amounts 9780				
Reserve for Economic Uncertainties 9789	\$ -			\$ -
Unassigned/Unappropriated Amount 9790	\$ -	\$ -	\$ -	\$ -

G. IMPACT OF PROPOSED AGREEMENT ON CURRENT YEAR OPERATING BUDGET

Bargaining Unit:		Combined General Fund Benicia Teachers' Association (BTA)			
Object Code	Column 1	Column 2	Column 3	Column 4	
	Latest Board- Approved Budget Before Settlement (As of 6/10/21)	Adjustments as a Result of Settlement (compensation)	Other Revisions (agreement support and/or other unit agreement) Explain on Page 4j	Total Revised Budget (Columns 1+2+3)	
REVENUES					
LCFF Revenue 8010-8099	\$ 42,844,705		\$ -	\$ 42,844,705	
Federal Revenue 8100-8299	\$ 1,168,447		\$ -	\$ 1,168,447	
Other State Revenue 8300-8599	\$ 5,215,258		\$ -	\$ 5,215,258	
Other Local Revenue 8600-8799	\$ 2,327,926		\$ -	\$ 2,327,926	
TOTAL REVENUES	\$ 51,556,336		\$ -	\$ 51,556,336	
EXPENDITURES					
Certificated Salaries 1000-1999	\$ 24,009,361	\$ 1,011,093	\$ 193,173	\$ 25,213,627	
Classified Salaries 2000-2999	\$ 8,345,731	\$ -	\$ 344,500	\$ 8,690,231	
Employee Benefits 3000-3999	\$ 14,106,632	\$ 407,284	\$ 251,454	\$ 14,765,370	
Books and Supplies 4000-4999	\$ 2,474,642	\$ (175,000)	\$ (182,500)	\$ 2,117,142	
Services and Other Operating Expenditures 5000-5999	\$ 3,725,363	\$ (179,594)	\$ (172,607)	\$ 3,373,162	
Capital Outlay 6000-6999	\$ -	\$ -	\$ -	\$ -	
Other Outgo (excluding Indirect Costs) 7100-7299 7400-7499	\$ 819,836	\$ -	\$ -	\$ 819,836	
Transfers of Indirect Costs 7300-7399	\$ (122,000)	\$ -	\$ -	\$ (122,000)	
TOTAL EXPENDITURES	\$ 53,359,565	\$ 1,063,783	\$ 434,020	\$ 54,857,368	
OTHER FINANCING SOURCES/USES					
Transfer In and Other Sources 8900-8979	\$ -	\$ -	\$ -	\$ -	
Transfers Out and Other Uses 7600-7699	\$ 90,000	\$ -	\$ -	\$ 90,000	
Contributions 8980-8999	\$ -	\$ -	\$ -	\$ -	
Net Increase (Decrease) in Fund Balance	\$ (1,893,229)	\$ (1,063,783)	\$ (434,020)	\$ (3,391,032)	
BEGINNING FUND BALANCE 9791	\$ 11,874,872			\$ 11,874,872	
Audit Adjustments/Other Restatements 9793/9795	\$ -			\$ -	
ENDING FUND BALANCE	\$ 9,981,643	\$ (1,063,783)	\$ (434,020)	\$ 8,483,840	
COMPONENTS OF ENDING FUND					
Nonspendable 9711-9719	\$ -	\$ -	\$ -	\$ -	
Restricted 9740	\$ 52,635	\$ -	\$ -	\$ 52,635	
Committed 9750-9760	\$ 2,300,000	\$ -	\$ -	\$ 2,300,000	
Assigned 9780	\$ 6,009,008	\$ (1,103,783)	\$ (434,020)	\$ 4,471,205	
Reserve for Economic Uncertainties 9789	\$ 1,620,000	\$ 40,000	\$ -	\$ 1,660,000	
Unassigned/Unappropriated Amount 9790	\$ -	\$ -	\$ -	\$ -	

G. IMPACT OF PROPOSED AGREEMENT ON CURRENT YEAR OPERATING BUDGET**Fund 11 - Adult Education Fund**

Bargaining Unit:

Benicia Teachers' Association (BTA)

Object Code	Column 1	Column 2	Column 3	Column 4
	Latest Board- Approved Budget Before Settlement (As of 6/10/21)	Adjustments as a Result of Settlement (compensation)	Other Revisions (agreement support and/or other unit agreement) Explain on Page 4j	Total Revised Budget (Columns 1+2+3)
REVENUES				
Federal Revenue 8100-8299	\$ -			\$ -
Other State Revenue 8300-8599	\$ 154,237			\$ 154,237
Other Local Revenue 8600-8799	\$ 1,042			\$ 1,042
TOTAL REVENUES	\$ 155,279		\$ -	\$ 155,279
EXPENDITURES				
Certificated Salaries 1000-1999	\$ 14,867	\$ -	\$ -	\$ 14,867
Classified Salaries 2000-2999	\$ 20,929	\$ -	\$ 1,109	\$ 22,038
Employee Benefits 3000-3999	\$ 12,007	\$ -	\$ 636	\$ 12,643
Books and Supplies 4000-4999	\$ 22,567	\$ -	\$ -	\$ 22,567
Services and Other Operating Expenditures 5000-5999	\$ 76,867	\$ -	\$ -	\$ 76,867
Capital Outlay 6000-6999	\$ -	\$ -	\$ -	\$ -
Other Outgo (excluding Indirect Costs) 7100-7299 7400-7499	\$ -	\$ -	\$ -	\$ -
Transfers of Indirect Costs 7300-7399	\$ 7,000	\$ -	\$ -	\$ 7,000
TOTAL EXPENDITURES	\$ 154,237	\$ -	\$ 1,745	\$ 155,982
OTHER FINANCING SOURCES/USES				
Transfers In and Other Sources 8900-8979				\$ -
Transfers Out and Other Uses 7600-7699				\$ -
Net Increase (Decrease) in Fund Balance	\$ 1,042	\$ -	\$ (1,745)	\$ (703)
BEGINNING FUND BALANCE				
9791	\$ 193,474			\$ 193,474
Audit Adjustments/Other Restatements 9793/9795				\$ -
ENDING FUND BALANCE	\$ 194,516	\$ -	\$ (1,745)	\$ 192,771
COMPONENTS OF ENDING FUND BALANCE:				
Nonspendable 9711-9719				\$ -
Restricted 9740	\$ 182,555			\$ 182,555
Committed 9750-9760				\$ -
Assigned 9780	\$ 11,961	\$ -	\$ (1,745)	\$ 10,216
Reserve for Economic Uncertainties 9789				\$ -
Unassigned/Unappropriated Amount 9790	\$ -	\$ -	\$ -	\$ -

G. IMPACT OF PROPOSED AGREEMENT ON CURRENT YEAR OPERATING BUDGET**Fund 12 - Child Development Fund**

Bargaining Unit:

Benicia Teachers' Association (BTA)

Object Code	Column 1	Column 2	Column 3	Column 4
	Latest Board- Approved Budget Before Settlement (As of 6/10/21)	Adjustments as a Result of Settlement (compensation)	Other Revisions (agreement support and/or other unit agreement) Explain on Page 4j	Total Revised Budget (Columns 1+2+3)
REVENUES				
Federal Revenue 8100-8299	\$ -			\$ -
Other State Revenue 8300-8599	\$ 843,327			\$ 843,327
Other Local Revenue 8600-8799	\$ 117,856			\$ 117,856
TOTAL REVENUES	\$ 961,183		\$ -	\$ 961,183
EXPENDITURES				
Certificated Salaries 1000-1999	\$ -	\$ -	\$ -	\$ -
Classified Salaries 2000-2999	\$ 573,958	\$ -	\$ 30,420	\$ 604,378
Employee Benefits 3000-3999	\$ 269,617	\$ -	\$ 11,286	\$ 280,903
Books and Supplies 4000-4999	\$ 31,677	\$ -	\$ -	\$ 31,677
Services and Other Operating Expenditures 5000-5999	\$ 25,573	\$ -	\$ -	\$ 25,573
Capital Outlay 6000-6999	\$ -	\$ -	\$ -	\$ -
Other Outgo (excluding Indirect Costs) 7100-7299 7400-7499	\$ -	\$ -	\$ -	\$ -
Transfers of Indirect Costs 7300-7399	\$ 55,000	\$ -		\$ 55,000
TOTAL EXPENDITURES	\$ 955,825	\$ -	\$ 41,706	\$ 997,531
OTHER FINANCING SOURCES/USES				
Transfers In and Other Sources 8900-8979				\$ -
Transfers Out and Other Uses 7600-7699				\$ -
Net Increase (Decrease) in Fund Balance	\$ 5,358	\$ -	\$ (41,706)	\$ (36,348)
BEGINNING FUND BALANCE				
9791	\$ 132,521			\$ 132,521
Audit Adjustments/Other Restatements 9793/9795				\$ -
ENDING FUND BALANCE	\$ 137,879	\$ -	\$ (41,706)	\$ 96,173
COMPONENTS OF ENDING FUND BALANCE:				
Nonspendable 9711-9719				\$ -
Restricted 9740	\$ 25,358			\$ 25,358
Committed 9750-9760				\$ -
Assigned 9780	\$ 112,521		\$ (41,706)	\$ 70,815
Reserve for Economic Uncertainties 9789				\$ -
Unassigned/Unappropriated Amount 9790	\$ -	\$ -	\$ -	\$ -

G. IMPACT OF PROPOSED AGREEMENT ON CURRENT YEAR OPERATING BUDGET**Fund 13 - Cafeteria Fund**

Bargaining Unit:

Benicia Teachers' Association (BTA)

Object Code	Column 1	Column 2	Column 3	Column 4
	Latest Board- Approved Budget Before Settlement (As of 6/10/21)	Adjustments as a Result of Settlement (compensation)	Other Revisions (agreement support and/or other unit agreement) Explain on Page 4j	Total Revised Budget (Columns 1+2+3)
REVENUES				
LCFF Revenue 8010-8099	\$ -			\$ -
Federal Revenue 8100-8299	\$ 1,250,000			\$ 1,250,000
Other State Revenue 8300-8599	\$ 100,000			\$ 100,000
Other Local Revenue 8600-8799	\$ 14,012			\$ 14,012
TOTAL REVENUES	\$ 1,364,012		\$ -	\$ 1,364,012
EXPENDITURES				
Certificated Salaries 1000-1999	\$ -	\$ -	\$ -	\$ -
Classified Salaries 2000-2999	\$ 798,109	\$ -	\$ 42,300	\$ 840,409
Employee Benefits 3000-3999	\$ 265,325	\$ -	\$ 12,212	\$ 277,537
Books and Supplies 4000-4999	\$ 228,734	\$ -	\$ -	\$ 228,734
Services and Other Operating Expenditures 5000-5999	\$ 10,144	\$ -	\$ -	\$ 10,144
Capital Outlay 6000-6999	\$ -	\$ -	\$ -	\$ -
Other Outgo (excluding Indirect Costs) 7100-7299 7400-7499	\$ -	\$ -	\$ -	\$ -
Transfers of Indirect Costs 7300-7399	\$ 60,000	\$ -	\$ -	\$ 60,000
TOTAL EXPENDITURES	\$ 1,362,312	\$ -	\$ 54,512	\$ 1,416,824
OTHER FINANCING SOURCES/USES				
Transfers In and Other Sources 8900-8979				\$ -
Transfers Out and Other Uses 7600-7699				\$ -
Net Increase (Decrease) in Fund Balance	\$ 1,700	\$ -	\$ (54,512)	\$ (52,812)
BEGINNING FUND BALANCE				
9791	\$ 505,271			\$ 505,271
Audit Adjustments/Other Restatements 9793/9795				\$ -
ENDING FUND BALANCE	\$ 506,971	\$ -	\$ (54,512)	\$ 452,459
COMPONENTS OF ENDING FUND BALANCE:				
Nonspendable 9711-9719	\$ 38,848			\$ 38,848
Restricted 9740	\$ 425,307		\$ (11,696)	\$ 413,611
Committed 9750-9760				\$ -
Assigned 9780	\$ 42,816		\$ (42,816)	\$ -
Reserve for Economic Uncertainties 9789				\$ -
Unassigned/Unappropriated Amount 9790	\$ -	\$ -	\$ -	\$ -

G. IMPACT OF PROPOSED AGREEMENT ON CURRENT YEAR OPERATING BUDGET

Enter Fund: **Fund 21 Bond Fund**
 Bargaining Unit: **Benicia Teachers' Association (BTA)**

Object Code		Column 1	Column 2	Column 3	Column 4
		Latest Board- Approved Budget Before Settlement (As of 6/10/21)	Adjustments as a Result of Settlement (compensation)	Other Revisions (agreement support and/or other unit agreement) Explain on Page 4j	Total Revised Budget (Columns 1+2+3)
REVENUES					
Federal Revenue	8100-8299	\$ -			\$ -
Other State Revenue	8300-8599	\$ -			\$ -
Other Local Revenue	8600-8799	\$ 190,000			\$ 190,000
TOTAL REVENUES		\$ 190,000		\$ -	\$ 190,000
EXPENDITURES					
Certificated Salaries	1000-1999	\$ -	\$ -	\$ -	\$ -
Classified Salaries	2000-2999	\$ 131,873	\$ -	\$ 6,989	\$ 138,862
Employee Benefits	3000-3999	\$ 54,173	\$ -	\$ 2,306	\$ 56,479
Books and Supplies	4000-4999	\$ 5,000	\$ -	\$ -	\$ 5,000
Services and Other Operating Expenditures	5000-5999	\$ 48,700	\$ -	\$ -	\$ 48,700
Capital Outlay	6000-6999	\$ 2,200,000	\$ -	\$ -	\$ 2,200,000
Other Outgo (excluding Indirect Costs)	7100-7299 7400-7499	\$ -	\$ -	\$ -	\$ -
Transfers of Indirect Costs	7300-7399	\$ -	\$ -	\$ -	\$ -
TOTAL EXPENDITURES		\$ 2,439,746	\$ -	\$ 9,295	\$ 2,449,041
OTHER FINANCING SOURCES/USES					
Transfers In and Other Sources	8900-8979				\$ -
Transfers Out and Other Uses	7600-7699				\$ -
Net Increase (Decrease) in Fund Balance		\$ (2,249,746)	\$ -	\$ (9,295)	\$ (2,259,041)
BEGINNING FUND BALANCE					
	9791	\$ 6,865,248			\$ 6,865,248
Audit Adjustments/Other Restatements	9793/9795				\$ -
ENDING FUND BALANCE		\$ 4,615,502	\$ -	\$ (9,295)	\$ 4,606,207
COMPONENTS OF ENDING FUND BALANCE:					
Nonspendable	9711-9719				\$ -
Restricted	9740				\$ -
Committed	9750-9760				\$ -
Assigned	9780	\$ 4,615,502		\$ (9,295)	\$ 4,606,207
Reserve for Economic Uncertainties	9789				\$ -
Unassigned/Unappropriated Amount	9790	\$ -	\$ -	\$ -	\$ -

Explanations for Column 3 "Other Revisions" entered on Pages 4a through 4i:

Page 4a: Unrestricted General Fund	Amount	Explanation
Revenues	\$ -	
Expenditures	\$ 434,020	2021/22 Increase for CSEA & Mgmt at 4.7% + medical to \$932/mo.
Other Financing Sources/Uses	\$ -	

Page 4b: Restricted General Fund	Amount	Explanation
Revenues	\$ -	
Expenditures	\$ -	
Other Financing Sources/Uses	\$ -	

Page 4d: Fund 09 - Charter Fund	Amount	Explanation
Revenues	\$ -	
Expenditures	\$ -	
Other Financing Sources/Uses	\$ -	

Page 4e: Fund 11 - Adult Education Fund	Amount	Explanation
Revenues	\$ -	
Expenditures	\$ 1,745	2021/22 Increase for CSEA & Mgmt at 4.7% + medical to \$932/mo.
Other Financing Sources/Uses	\$ -	

Page 4f: Fund 12 - Child Development Fund	Amount	Explanation
Revenues	\$ -	
Expenditures	\$ 41,706	
Other Financing Sources/Uses	\$ -	

Page 4g: Fund 13 - Cafeteria Fund	Amount	Explanation
Revenues	\$ -	
Expenditures	\$ 54,512	2021/22 Increase for CSEA & Mgmt at 4.7% + medical to \$932/mo.
Other Financing Sources/Uses	\$ -	

Page 4h: Other	Amount	Explanation
Revenues	\$ -	
Expenditures	\$ 9,295	2021/22 Increase for CSEA & Mgmt at 4.7% + medical to \$932/mo.
Other Financing Sources/Uses	\$ -	

Page 4i: Other	Amount	Explanation
Revenues	\$ -	
Expenditures	\$ -	
Other Financing Sources/Uses	\$ -	

Additional Comments:

--

H. IMPACT OF PROPOSED AGREEMENT ON SUBSEQUENT YEARS**Unrestricted General Fund MYP**

Bargaining Unit:

Benicia Teachers' Association (BTA)

Object Code	2021-22	2022-23	2023-24
	Total Revised Budget After Settlement	First Subsequent Year After Settlement	Second Subsequent Year After Settlement
REVENUES			
LCFF Revenue 8010-8099	\$ 42,844,705	\$ 42,123,646	\$ 43,068,208
Federal Revenue 8100-8299	\$ -	\$ -	\$ -
Other State Revenue 8300-8599	\$ 898,673	\$ 898,673	\$ 898,673
Other Local Revenue 8600-8799	\$ 365,514	\$ 365,515	\$ 365,515
TOTAL REVENUES	\$ 44,108,892	\$ 43,387,834	\$ 44,332,396
EXPENDITURES			
Certificated Salaries 1000-1999	\$ 20,551,501	\$ 20,686,501	\$ 20,881,501
Classified Salaries 2000-2999	\$ 5,001,657	\$ 5,074,657	\$ 5,147,657
Employee Benefits 3000-3999	\$ 9,398,032	\$ 9,958,032	\$ 10,103,032
Books and Supplies 4000-4999	\$ 537,252	\$ 537,252	\$ 537,252
Services and Other Operating Expenditures 5000-5999	\$ 2,151,732	\$ 2,151,732	\$ 2,151,732
Capital Outlay 6000-6999	\$ -	\$ -	\$ -
Other Outgo (excluding Indirect Costs) 7100-7299 7400-7499	\$ 162,804	\$ 162,804	\$ 162,804
Transfers of Indirect Costs 7300-7399	\$ (591,800)	\$ (591,800)	\$ (591,800)
Other Adjustments		\$ -	\$ -
TOTAL EXPENDITURES	\$ 37,211,178	\$ 37,979,178	\$ 38,392,178
OTHER FINANCING SOURCES/USES			
Transfers In and Other Sources 8900-8979	\$ -		
Transfers Out and Other Uses 7600-7699	\$ -		
Contributions 8980-8999	\$ (7,446,619)	\$ (7,496,619)	\$ (7,546,619)
Net Increase (Decrease) in Fund Balance	\$ (548,905)	\$ (2,087,963)	\$ (1,606,401)
BEGINNING FUND BALANCE			
9791	\$ 8,980,110	\$ 8,431,205	\$ 6,343,242
Audit Adjustments/Other Restatements 9793/9795	\$ -		
ENDING FUND BALANCE	\$ 8,431,205	\$ 6,343,242	\$ 4,736,841
COMPONENTS OF ENDING FUND BALANCE:			
Nonspendable 9711-9719	\$ -		
Restricted 9740			
Committed 9750-9760	\$ 2,300,000	\$ 2,300,000	\$ 2,300,000
Assigned 9780	\$ 4,471,205	\$ 2,383,242	\$ 776,841
Reserve for Economic Uncertainties 9789	\$ 1,660,000	\$ 1,660,000	\$ 1,660,000
Unassigned/Unappropriated Amount 9790	\$ -	\$ -	\$ -

H. IMPACT OF PROPOSED AGREEMENT ON SUBSEQUENT YEARS**Restricted General Fund MYP**

Bargaining Unit:

Benicia Teachers' Association (BTA)

Object Code	2021-22	2022-23	2023-24
	Total Revised Budget After Settlement	First Subsequent Year After Settlement	Second Subsequent Year After Settlement
REVENUES			
LCFF Revenue 8010-8099	\$ -	\$ -	\$ -
Federal Revenue 8100-8299	\$ 1,168,447	\$ 2,712,446	\$ 1,168,446
Other State Revenue 8300-8599	\$ 4,316,585	\$ 2,982,918	\$ 2,982,918
Other Local Revenue 8600-8799	\$ 1,962,412	\$ 1,962,412	\$ 1,962,412
TOTAL REVENUES	\$ 7,447,444	\$ 7,657,776	\$ 6,113,776
EXPENDITURES			
Certificated Salaries 1000-1999	\$ 4,662,126	\$ 4,016,660	\$ 3,646,660
Classified Salaries 2000-2999	\$ 3,688,574	\$ 3,347,805	\$ 3,157,805
Employee Benefits 3000-3999	\$ 5,367,338	\$ 5,120,779	\$ 4,980,779
Books and Supplies 4000-4999	\$ 1,579,890	\$ 688,390	\$ 158,390
Services and Other Operating Expenditures 5000-5999	\$ 1,221,430	\$ 763,930	\$ 499,930
Capital Outlay 6000-6999	\$ -	\$ -	\$ -
Other Outgo (excluding Indirect Costs) 7100-7299 7400-7499	\$ 657,032	\$ 657,031	\$ 657,031
Transfers of Indirect Costs 7300-7399	\$ 469,800	\$ 469,800	\$ 469,800
Other Adjustments		\$ -	\$ -
TOTAL EXPENDITURES	\$ 17,646,190	\$ 15,064,395	\$ 13,570,395
OTHER FINANCING SOURCES/USES			
Transfers In and Other Sources 8900-8979	\$ -	\$ -	\$ -
Transfers Out and Other Uses 7600-7699	\$ 90,000	\$ 90,000	\$ 90,000
Contributions 8980-8999	\$ 7,446,619	\$ 7,496,619	\$ 7,546,619
Net Increase (Decrease) in Fund Balance	\$ (2,842,127)	\$ -	\$ -
BEGINNING FUND BALANCE			
9791	\$ 2,894,762	\$ 52,635	\$ 52,635
Audit Adjustments/Other Restatements 9793/9795	\$ -		
ENDING FUND BALANCE	\$ 52,635	\$ 52,635	\$ 52,635
COMPONENTS OF ENDING FUND BALANCE:			
Nonspendable 9711-9719	\$ -	\$ -	\$ -
Restricted 9740	\$ 52,635	\$ 52,635	\$ 52,635
Committed 9750-9760			
Assigned 9780			
Reserve for Economic Uncertainties 9789	\$ -	\$ -	\$ -
Unassigned/Unappropriated Amount 9790	\$ -	\$ -	\$ -

H. IMPACT OF PROPOSED AGREEMENT ON SUBSEQUENT YEARS

Combined General Fund MYP
Bargaining Unit: Benicia Teachers' Association (BTA)

Object Code	2021-22	2022-23	2023-24
	Total Revised Budget After Settlement	First Subsequent Year After Settlement	Second Subsequent Year After Settlement
REVENUES			
LCFF Revenue 8010-8099	\$ 42,844,705	\$ 42,123,646	\$ 43,068,208
Federal Revenue 8100-8299	\$ 1,168,447	\$ 2,712,446	\$ 1,168,446
Other State Revenue 8300-8599	\$ 5,215,258	\$ 3,881,591	\$ 3,881,591
Other Local Revenue 8600-8799	\$ 2,327,926	\$ 2,327,927	\$ 2,327,927
TOTAL REVENUES	\$ 51,556,336	\$ 51,045,610	\$ 50,446,172
EXPENDITURES			
Certificated Salaries 1000-1999	\$ 25,213,627	\$ 24,703,161	\$ 24,528,161
Classified Salaries 2000-2999	\$ 8,690,231	\$ 8,422,462	\$ 8,305,462
Employee Benefits 3000-3999	\$ 14,765,370	\$ 15,078,811	\$ 15,083,811
Books and Supplies 4000-4999	\$ 2,117,142	\$ 1,225,642	\$ 695,642
Services and Other Operating Expenditures 5000-5999	\$ 3,373,162	\$ 2,915,662	\$ 2,651,662
Capital Outlay 6000-6999	\$ -	\$ -	\$ -
Other Outgo (excluding Indirect Costs) 7100-7299 7400-7499	\$ 819,836	\$ 819,835	\$ 819,835
Transfers of Indirect Costs 7300-7399	\$ (122,000)	\$ (122,000)	\$ (122,000)
Other Adjustments		\$ -	\$ -
TOTAL EXPENDITURES	\$ 54,857,368	\$ 53,043,573	\$ 51,962,573
OTHER FINANCING SOURCES/USES			
Transfers In and Other Sources 8900-8979	\$ -	\$ -	\$ -
Transfers Out and Other Uses 7600-7699	\$ 90,000	\$ 90,000	\$ 90,000
Contributions 8980-8999	\$ -	\$ -	\$ -
Net Increase (Decrease) in Fund Balance	\$ (3,391,032)	\$ (2,087,963)	\$ (1,606,401)
BEGINNING FUND BALANCE			
9791	\$ 11,874,872	\$ 8,483,840	\$ 6,395,877
Audit Adjustments/Other Restatements 9793/9795	\$ -		
ENDING FUND BALANCE	\$ 8,483,840	\$ 6,395,877	\$ 4,789,476
COMPONENTS OF ENDING FUND BALANCE:			
Nonspendable 9711-9719	\$ -	\$ -	\$ -
Restricted 9740	\$ 52,635	\$ 52,635	\$ 52,635
Committed 9750-9760	\$ 2,300,000	\$ 2,300,000	\$ 2,300,000
Assigned 9780	\$ 4,471,205	\$ 2,383,242	\$ 776,841
Reserve for Economic Uncertainties 9789	\$ 1,660,000	\$ 1,660,000	\$ 1,660,000
Unassigned/Unappropriated Amount 9790	\$ -	\$ -	\$ -

I. IMPACT OF PROPOSED AGREEMENT ON UNRESTRICTED RESERVES**1. State Reserve Standard**

		2021-22	2022-23	2023-24
a.	Total Expenditures, Transfers Out, and Uses (Including Cost of Proposed Agreement)	\$ 54,947,368	\$ 53,133,573	\$ 52,052,573
b.	Less: Special Education Pass-Through Funds			
c.	Net Expenditures, Transfers Out, and Uses	\$ 54,947,368	\$ 53,133,573	\$ 52,052,573
d.	State Standard Minimum Reserve Percentage for this District Enter percentage →	3.00%	3.00%	3.00%
e.	State Standard Minimum Reserve Amount for this District (For districts with less than 1,001 ADA, this is the greater of Line a, times Line b, or \$50,000)	\$ 1,648,421	\$ 1,594,007	\$ 1,561,577

2. Budgeted Unrestricted Reserve (After Impact of Proposed Agreement)

a.	General Fund Budgeted Unrestricted Designated for Economic Uncertainties (9789)	\$ 1,660,000	\$ 1,660,000	\$ 1,660,000
b.	General Fund Budgeted Unrestricted Unassigned/Unappropriated Amount (9790)	\$ -	\$ -	\$ -
c.	Special Reserve Fund (Fund 17) Budgeted Designated for Economic Uncertainties (9789)			
d.	Special Reserve Fund (Fund 17) Budgeted Unassigned/Unappropriated Amount (9790)			
e.	Total Available Reserves	\$ 1,660,000	\$ 1,660,000	\$ 1,660,000
f.	Reserve for Economic Uncertainties Percentage	3.02%	3.12%	3.19%

3. Do unrestricted reserves meet the state minimum reserve amount?

2021-22

Yes

☒

No

☐

2022-23

Yes

☒

No

☐

2023-24


Yes

☒

No

☐**4. If no, how do you plan to restore your reserves?**

If there are any negative Unassigned/Unappropriated (Obj 9790) Amounts in pages 4a-4i, describe how the District plans to restore reserves.



5. Does the Total Compensation Increase/(Decrease) on Page 1, Section A, #6 agree with the Total Increase/(Decrease) for all funds as a result of the settlement(s)? Please explain any variance.

Total Compensation Increase/(Decrease) on Page 1, Section A, #6	\$ 1,418,377
General Fund balance Increase/(Decrease), Page 4c, Column 2	\$ (1,063,783)
Charter Fund balance Increase/(Decrease), Page 4d, Column 2	\$ -
Adult Education Fund balance Increase/(Decrease), Page 4e, Column 2	\$ -
Child Development Fund balance Increase/(Decrease), Page 4f, Column 2	\$ -
Cafeteria Fund balance Increase/(Decrease), Page 4g, Column 2	\$ -
Other Fund balance Increase/(Decrease), Page 4h, Column 2	\$ -
Other Fund balance Increase/(Decrease), Page 4i, Column 2	\$ -
Total all fund balances Increase/(Decrease) as a result of the settlement(s)	\$ (1,063,783)

Variance \$ 354,594

Variance Explanation:

Restricted Funds to adjust discretionary amounts to cover variance.

6. Will this agreement create or increase deficit financing in the current or subsequent years?

"Deficit Financing" is defined to exist when a fund's expenditures and other financing uses exceed its revenues and other financing sources in a given year. If a deficit is shown below, provide an explanation and any deficit reduction plan, as necessary.

General Fund Combined	Surplus/ (Deficit)	(Deficit) %	Deficit primarily due to:
Current FY Surplus/(Deficit) before settlement(s)?	\$ (1,893,229)	(3.5%)	Carryovers.
Current FY Surplus/(Deficit) after settlement(s)?	\$ (3,391,032)	(6.2%)	Carryovers & Settlement.
1st Subsequent FY Surplus/(Deficit) after settlement(s)?	\$ (2,087,963)	(3.9%)	Declining enrollment.
2nd Subsequent FY Surplus/(Deficit) after settlement(s)?	\$ (1,606,401)	(3.1%)	Declining enrollment.

Deficit Reduction Plan (as necessary):

Continue to monitor enrollment and revenues and possibly consider adjustments for future multi-year projections.

7. Were "Other Adjustments" amount(s) entered in the multiyear projections (pages 5a and 5b) for 1st and 2nd Subsequent FY?

"Other Adjustments" could indicate that a budget reduction plan was/is being developed to address deficit spending, and to rebuild reserves. Any amount shown below must have an explanation. If additional space is needed, attach a separate sheet, or use page 9a.

MYP	Amount	"Other Adjustments" Explanation
1st Subsequent FY Unrestricted, Page 5a	\$ -	
1st Subsequent FY Restricted, Page 5b	\$ -	
2nd Subsequent FY Unrestricted, Page 5a	\$ -	
2nd Subsequent FY Restricted, Page 5b	\$ -	

K. CERTIFICATION NO. 1: CERTIFICATION OF THE DISTRICT'S ABILITY TO MEET THE COSTS OF THE COLLECTIVE BARGAINING AGREEMENT

The disclosure document must be signed by the district Superintendent and Chief Business Officer at the time of public

In accordance with the requirements of Government Code Sections 3540.2 and 3547.5, the Superintendent and Chief Business Official of the Benicia Unified School District, hereby certify that the District can meet the costs incurred under this Collective Bargaining Agreement during the term of the agreement from 7/1/2021 to 6/30/2022.

Board Actions

The board actions necessary to meet the cost of the agreement in each year of its term are as follows:

Current Year

Budget Adjustment Categories:

Revenues/Other Financing Sources
Expenditures/Other Financing Uses
Ending Balance(s) Increase/(Decrease)

Budget Adjustment Increase/(Decrease)

\$	-
\$	1,605,061
\$	(1,605,061)

Subsequent Years

Budget Adjustment Categories:

Revenues/Other Financing Sources
Expenditures/Other Financing Uses
Ending Balance(s) Increase/(Decrease)

Budget Adjustment Increase/(Decrease)

\$	-
\$	-
\$	-

N/A _____ (No budget revisions necessary)


Certifications



District Superintendent
(Signature)

6/4/2021

Date



Chief Business Official
(Signature)

6/4/2021

Date

Special Note: The Solano County Office of Education may request additional information, as necessary, to review the district's compliance with requirements.

Assumptions and Explanations (enter or attach documentation)

The assumptions upon which this certification is made are as follows:

Using current Governor's May Revise Budget. Budget Adjustment number is for all employee groups.

Concerns regarding affordability of agreement in subsequent years (if any):


L. CERTIFICATION NO. 2

The disclosure document must be signed by the district Superintendent at the time of public disclosure and by the President or Clerk of the Governing Board at the time of formal board action on the proposed agreement.

The information provided in this document summarizes the financial implications of the proposed agreement and is submitted to the Governing Board for public disclosure of the major provisions of the agreement (as provided in the "Public Disclosure of Proposed Collective Bargaining Agreement") in accordance with the requirements of AB 1200 and Government Code Sections 3540.2(a) and 3547.5.

Benicia Unified School District

District Name



District Superintendent
(Signature)

6/4/2021

Date

Timothy Rahill

Contact Person

707-747-8300

Phone

After public disclosure of the major provisions contained in this summary, the Governing Board at its meeting on 6/10/2021 took action to approve the proposed agreement with the CSEA Bargaining Unit(s).

President (or Clerk), Governing Board
(Signature)

Date

Special Note: The Solano County Office of Education may request additional information, as necessary, to review the district's compliance with requirements.