South Whittier School District

2021-2022 BUDGET

June 15, 2021

GETAHUN WOLDIE, INTERIM C.B.O.

- **Assumptions**
- Budget Year Financial Status
- Multi-Year Projections
- Next Steps

Revenue Assumptions

South Whittier School District

- 2021-22 Projected funded ADA is 2,470
- Medical Administrative Activities (MAA) revenue: $100k
- Mandated Block Grant (MBG): $32.18 per ADA
- Unrestricted lottery: $150 per ADA; and restricted lottery: $49 per ADA
- Routine Restricted Maintenance Account (RRMA) contribution is 3%
- LCFF COLA is 5.07%

Expenditure Assumptions

South Whittier School District

- Step/column increase is projected at 1.5%
- CalSTRS:16.92%
- CalPERS:22.91%
- SUI 1.23%
- COVID-19 Relief Funds (CRF) included in the budget:
  - In-Person Instruction (IPI) Grant
  - Expanded Learning Opportunities (ELO) Grant

- Assumptions
- **Budget Year Financial Status**
- Multi-Year Projections
- Next Steps

Unrestricted General Fund Projected Revenue

South Whittier School District

Revenues	2020-21 Estimated Actuals	2021-22 Budget
LCFF Revenue	27,560,441	28,732,800
Federal Revenue	122,803	100,000
Other State	457,157	415,465
Other Local	345,510	267,448
Contribution	(5,485,950)	(5,880,377)
Total	**$22,999,961**	**$ 23,635,336**

Unrestricted General Fund Projected Expenditures

South Whittier School District

Expenditures	2020-21 Estimated Actuals	2021-22 Budget
Certificated Salaries	9,799,506	11,562,296
Classified Salaries	3,315,099	3,583,478
Benefits	6,883,451	7,329,169
Books and Supplies	829,961	822,414
Services	2,349,166	2,545,655
Capital Outlay	6,373	6,373
Ind. Costs/Trfers	(132,080)	(55,686)
Total	**$ 23,051,477**	**$ 25,793,699**

Unrestricted General Fund Projected Expenditures

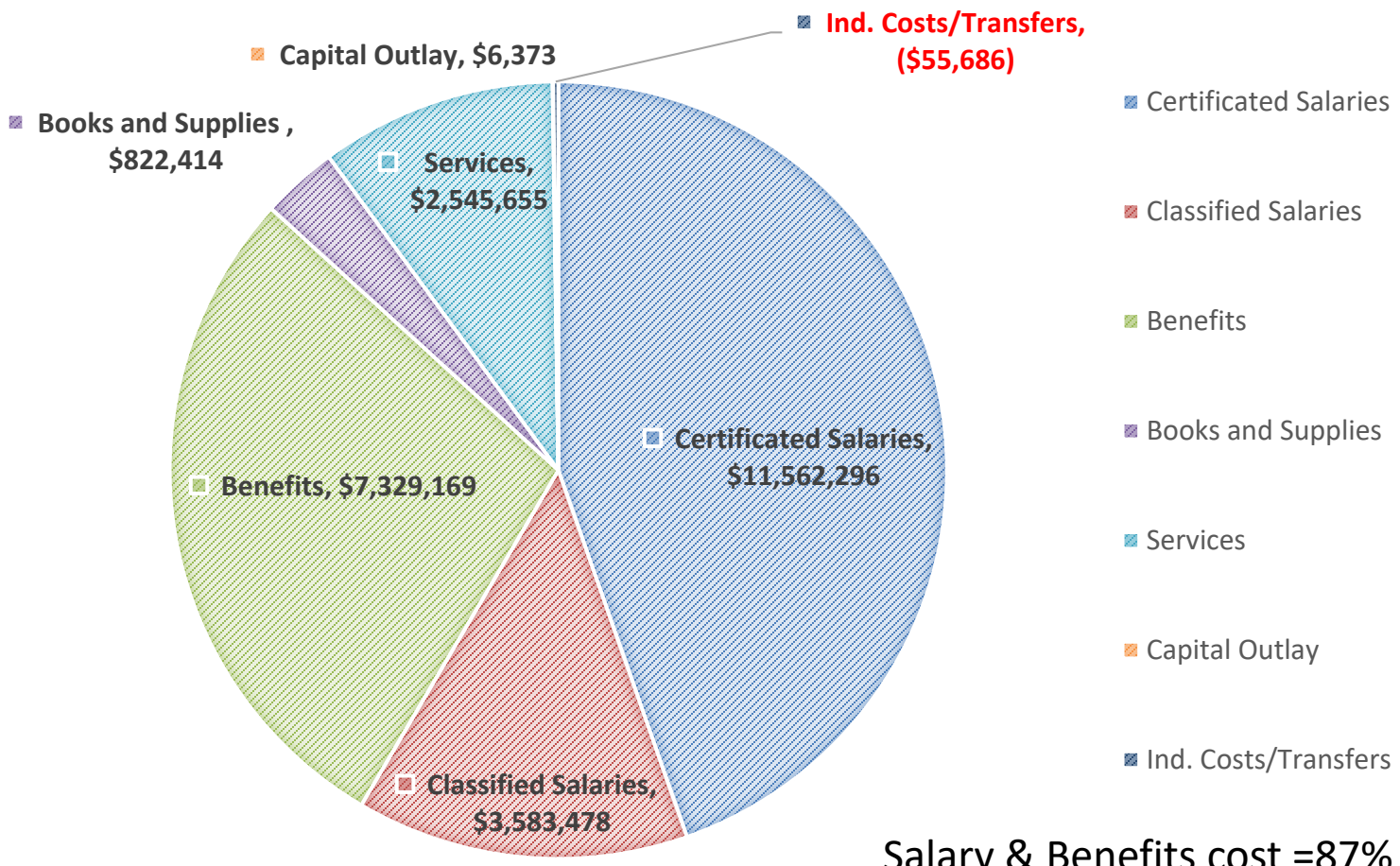

Salary & Benefits cost =87%

- Assumptions
- Budget Year Financial Status
- **Multi-Year Projections**
- Next Steps

Change in LCFF Base and S&C Funding

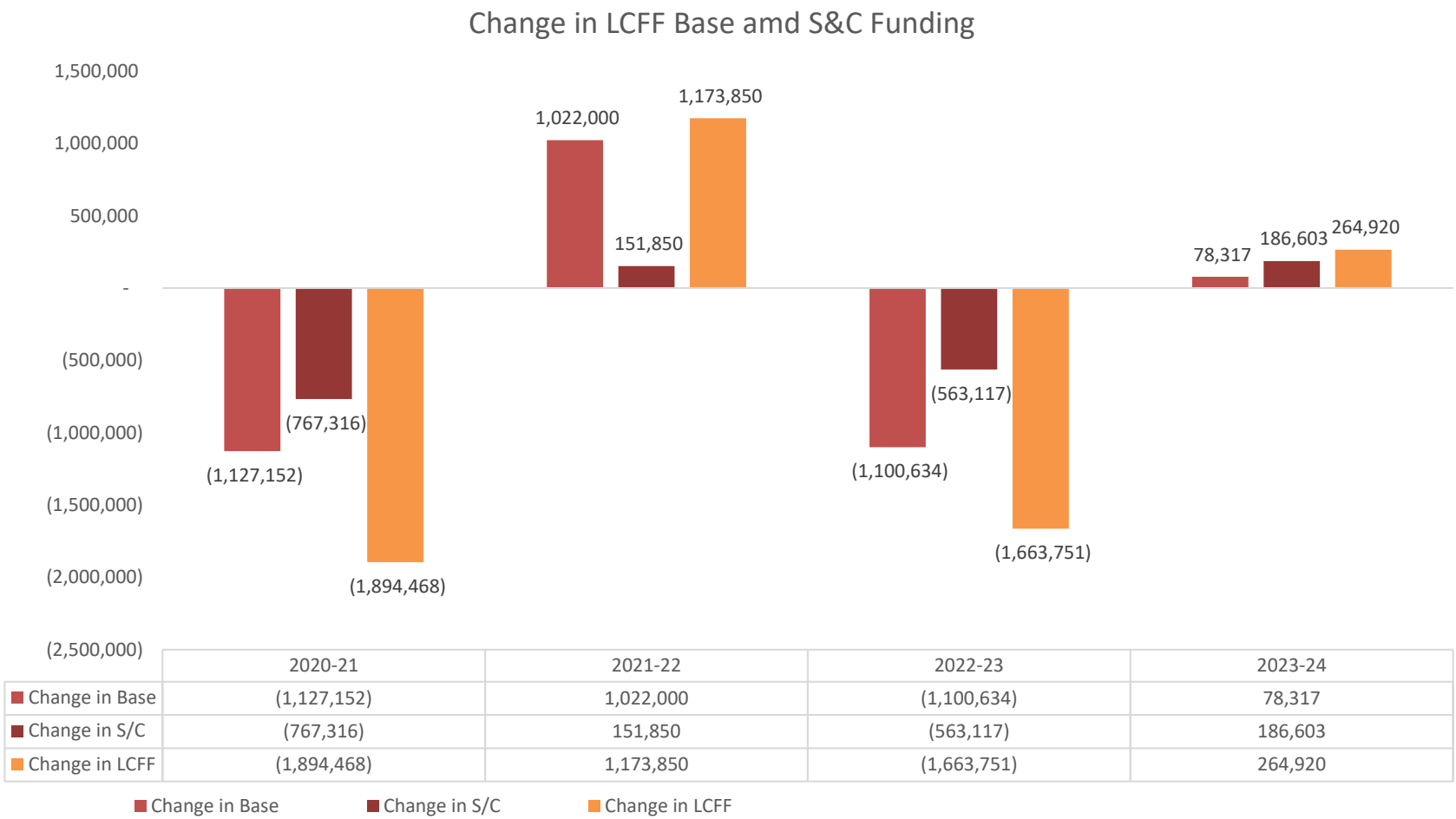

	2020-21	2021-22	2022-23	2023-24
Change in Base	(1,127,152)	1,022,000	(1,100,634)	78,317
Change in S/C	(767,316)	151,850	(563,117)	186,603
Change in LCFF	(1,894,468)	1,173,850	(1,663,751)	264,920

Unrestricted General Fund Net Operating

Budget Adoption	2021-22	2022-23	2023-24
Revenues	23,635,336	22,028,663	23,697,334
Expenditures	25,793,699	26,126,445	26,437,636
Net increase/(Decrease) Fund Balance	(2,158,363)	(4,097,782)	(2,740,302)

Total Unrestricted General Fund Multi-Year Projection Summary

South Whittier School District

Description	2021-22	2022-23	2023-24
Beginning Fund Balance	10,346,595	8,188,231	4,090,449
Net increase/(Decrease) Fund Balance	(2,158,363)	(4,097,782)	(2,740,302)
Ending Fund Balance	**8,188,231**	**4,090,449**	**1,350,147**
Nonspendable	18,000	18,000	18,000
Committed	6,418,449	2,740,302	-
Assigned : Unspent S/C Funds	539,035	-	-
Reserve for Economic Uncertainty 3%	1,212,747	1,196,943	1,223,584
Unassigned/Unappropriated	**-**	**135,204**	**108,563**

South Whittier School District

- Assumptions
- Budget Year Financial Status
- Multi-Year Projections
- **Next Steps**

Next Steps

South Whittier School District

- State budget adoption
- 45-day Revision
- Year-end-closing process
- First Interim (December 2021)



Questions

South Whittier School District