



SUMMER PROGRAMS 2016

Instructional and Extension Department Program Update
Campbell Union School District
Governing Board Presentation October 6, 2016

Summer Academy Logistics

- 4-week program: June 20-July 15
- Location: Lynhaven (1-8)
- Focus: English Language Learners and students 2-3 grade levels below in reading
- 344 Students attended (220 Gen Ed, 18 SDC, 50 Elevate Math)
- 25 Teachers (20 Gen Ed, 2 SDC, and 2 Elevate Math)
- 12 Educational Associates (7 Gen Ed and 6 SDC)

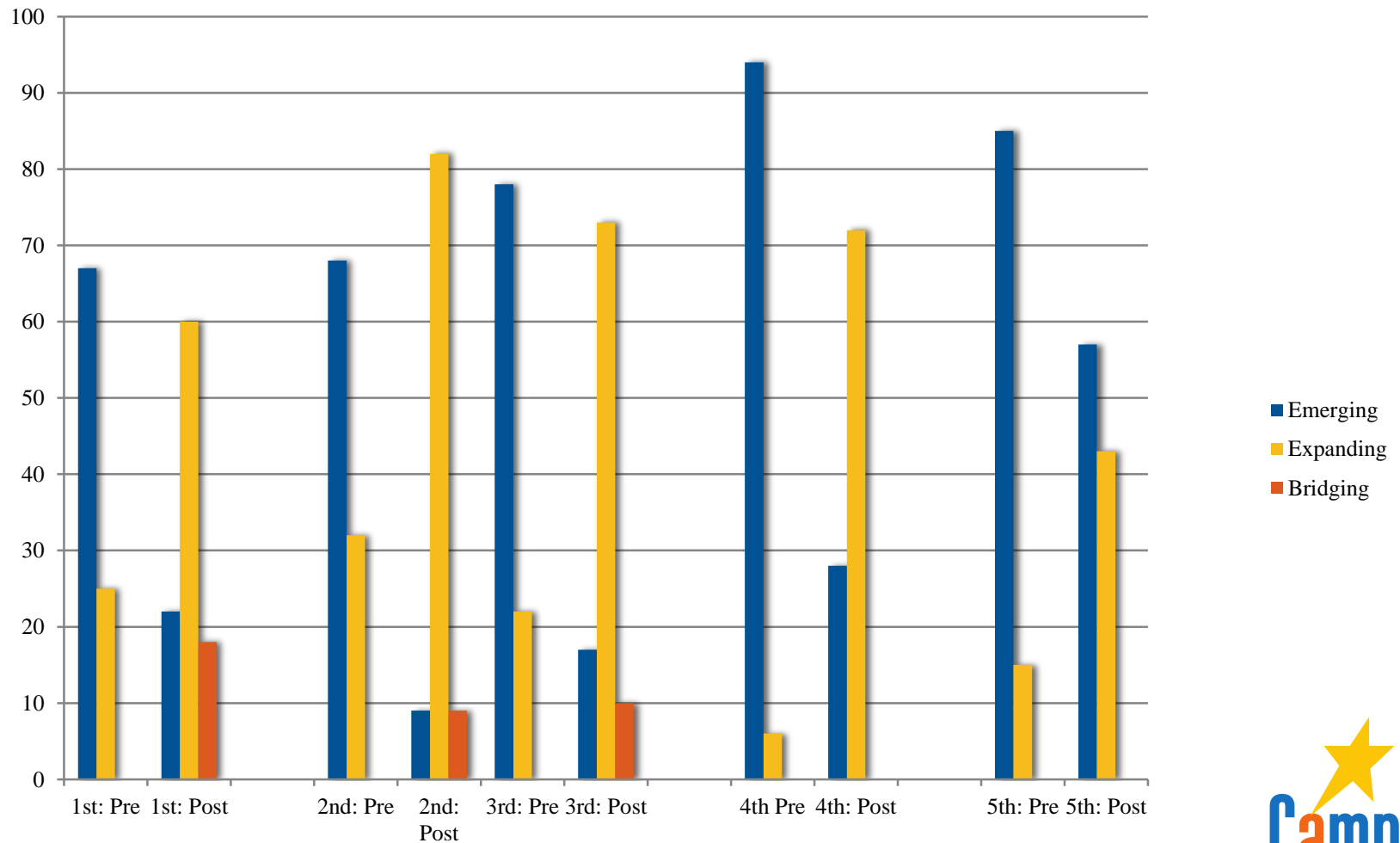
Program Highlights/Successes

- Narrowed focus on language acquisition and literacy to support our ELs and struggling learners
- Summer School - co-teach co-plan model in grades 3-5 and PBL in grades 2-5
- Pre and Post test administered – ELD Assessment Rubrics from Benchmark
- Benchmark and CKLA used to support instruction
- Instructional Associates provided additional support for students in grades 1-2
- Planning time for Gr. 3-5 – Art Enrichment Class

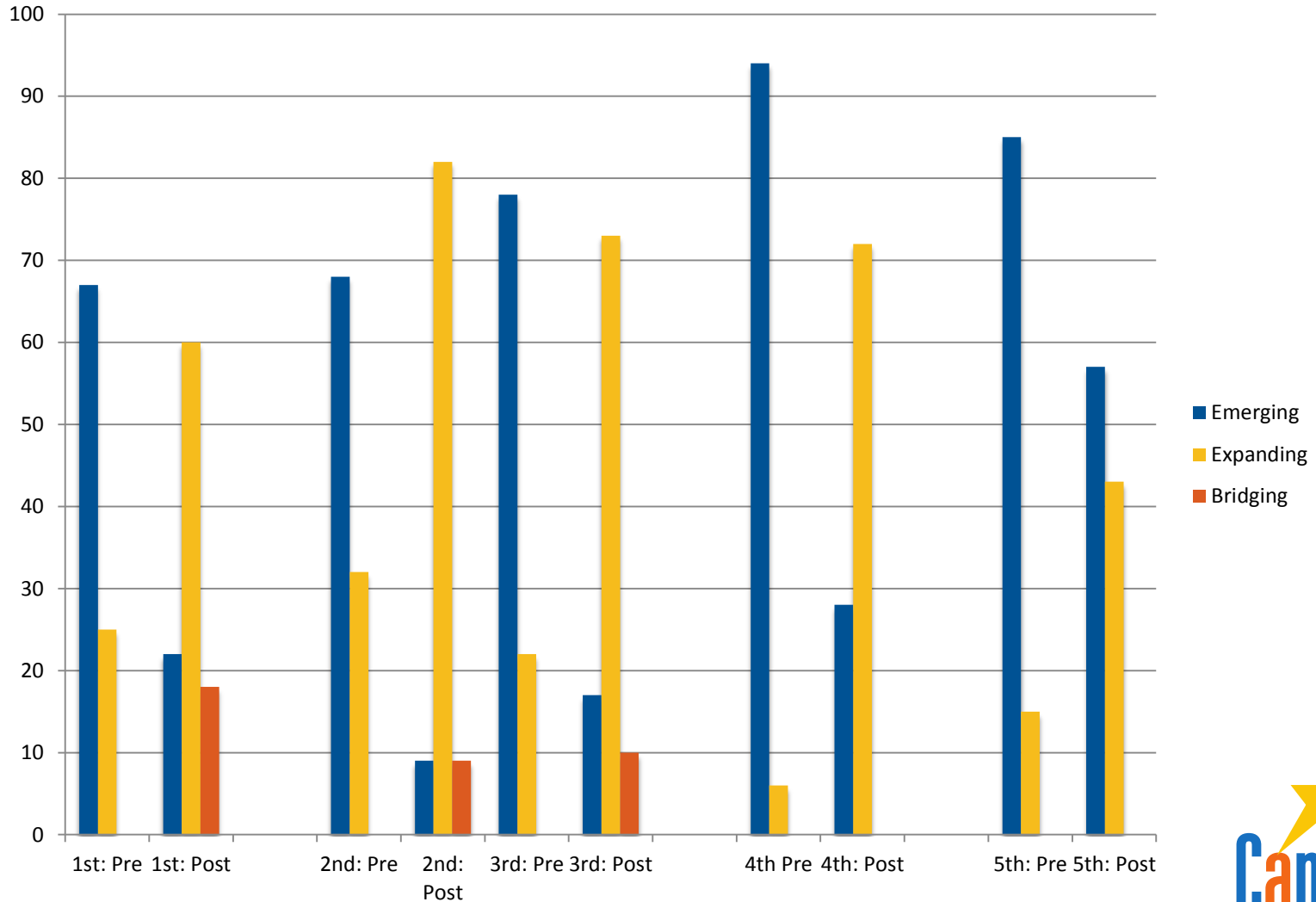
Additional Highlights

- Benchmark Designated ELD rubrics used to determine students pre and post oral and written language
- PBL integration and aligned content for all grade levels – Themes from Benchmark
- 2nd grade – Insect Adaptations
- 3rd grade – Animal Adaptations
- 4th grade – Technology's Influence on People, Organic vs Mass Production and the Fiscal Impact
- 5th grade – Natural Disasters

Productive Oral Language



Productive Written Language



Program Challenges

- Making the most of our 19 days while still making it engaging for our students
- Enrollment
- Absences
- Variety of programs at one site
 - ▣ Elevate Math
 - ▣ Learning Express
 - ▣ County Program
 - ▣ Summer Academy


Elevate Math Program

- Partnership with Silicon Valley Education Foundation
- 48 Students Attended (28 – 7th gr. 20 – 8th gr.)
- CUSD teachers for the first time
- 86% retention rate for 7th grade
- 87% retention rate for 8th grade
- Post-Assessment (MDTP) Average was 49% proficiency for 7th
- Post-Assessment (MDTP) Average was 56% proficiency for 8th grade
- Post-Assessment MAC/MARs Average was 49% proficiency for 7th grade

Considerations for Next Year

- Continue with targeted instructional focus: reading, writing, and ELD intervention for students performing below grade level
- Expand Selection criteria
- Possibly use Instructional Associates to support classrooms with higher number of students who are performing lower in math, reading, ELLs)
- If we continue with co-teach model: one could teach ELA and the other Math
- Add a math intervention program; not just ELA or ELD focus
- Continue using designated ELD curriculum imbedded in program

Student Experiences



Extension Department Enrollment

FEE BASED

- Adventures in STREAM Program at Forest Hill- 4 weeks
- CampbellCare Summer Camp at Forest Hill- 10 weeks
- Tech Camps at Monroe Middle School-5 weeks
- Successful production of Anything Goes. at the Hoover Theater

GRANT FUNDED

- Lynhaven Learning Express-6 weeks
- CMS/The Crew-7 weeks

Extensions Summer Participation

Camp Name	Attendance
Adventures in Stream	150 students
Summer CampbellCare Camp	112 weekly average
Tech Camps	10 weekly average
Anything Goes	students
Summer Express-Lynhaven	90 weekly average
Crew	65 weekly average

ASES/CREW/CampbellCare

