



SAN MATEO-  
FOSTER CITY  
SCHOOL DISTRICT

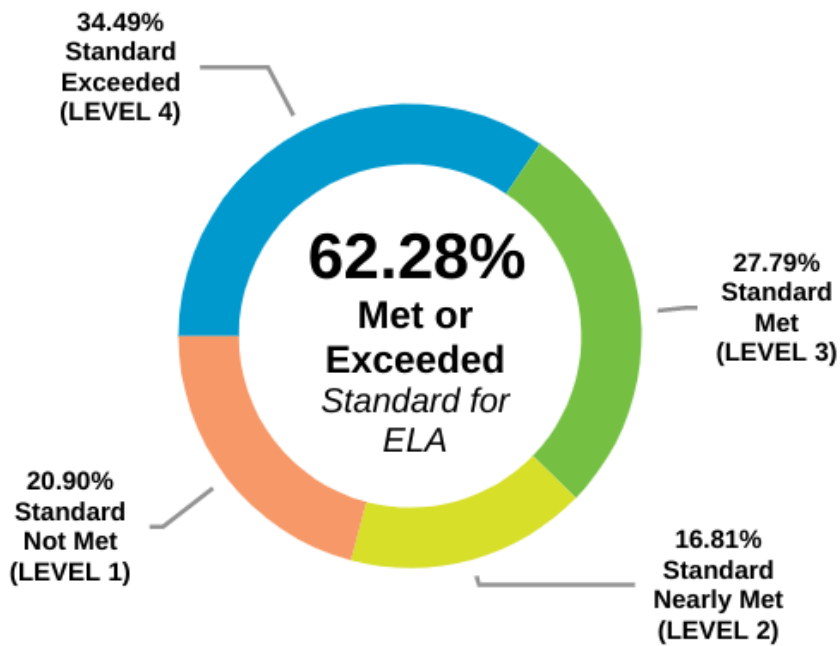


# SMFCSD

## Data to celebrate & ponder

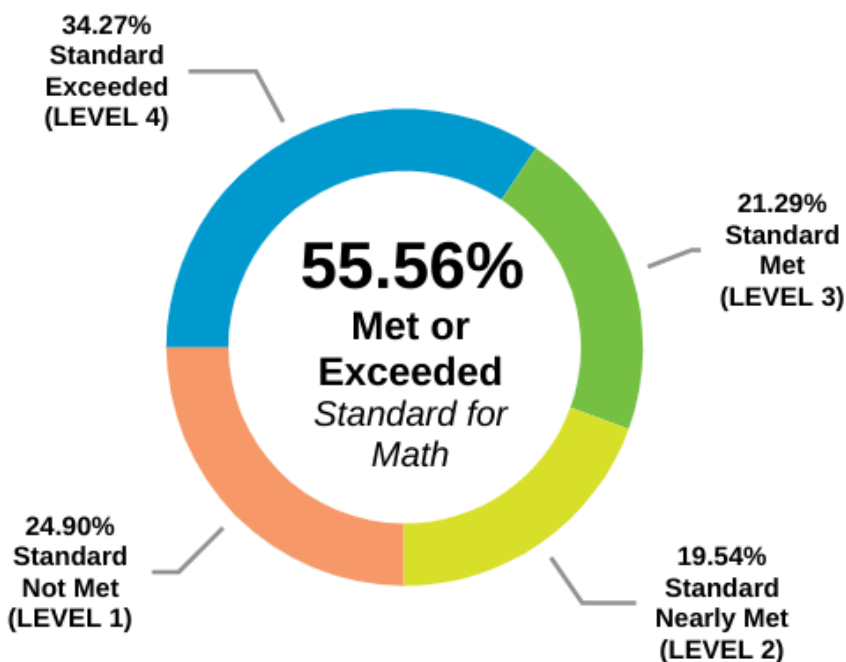
## ELA

Percent of students within each achievement level



## Mathematics

Percent of students within each achievement level



# 2019 ACHIEVEMENT DATA FOR ALL STUDENTS IN THE SAN MATEO- FOSTER CITY SCHOOL DISTRICT



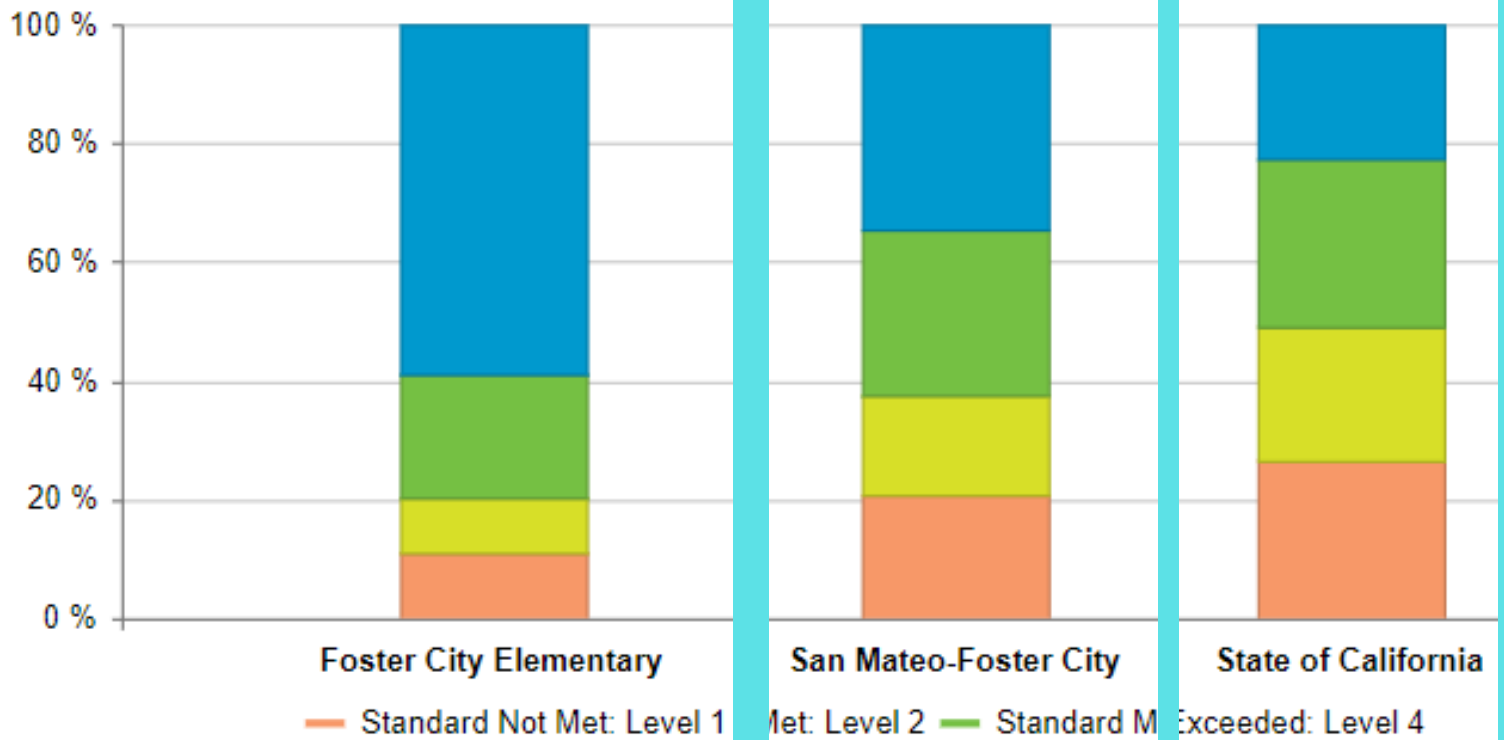
SAN MATEO-  
FOSTER CITY  
SCHOOL DISTRICT



# HOW DO WE COMPARE WITH THE STATE OF CALIFORNIA?

## ENGLISH LANGUAGE ARTS/LITERACY

### 2018–19 Achievement Level Distribution - 2



Achievement Level	Foster City Elementary	San Mateo-Foster City	State of California
Mean Scale Score	N/A	N/A	N/A
Standard Exceeded: Level 4 ⓘ	58.84 %	34.49 %	22.48 %
Standard Met: Level 3 ⓘ	20.99 %	27.79 %	28.62 %
Standard Nearly Met: Level 2 ⓘ	9.12 %	16.81 %	22.28 %
Standard Not Met: Level 1 ⓘ	11.05 %	20.90 %	26.63 %



SAN MATEO-  
FOSTER CITY  
SCHOOL DISTRICT



# WHAT ABOUT SCHOOLS WITH HIGH NEEDS?

## SAN MATEO PARK ELEMENTARY

LEARN MORE

Enrollment

**387**

[View More Information →](#)

LEARN MORE

Socioeconomically  
Disadvantaged

**65.1%**

LEARN MORE

English Learners

**53.5%**

LEARN MORE

Foster Youth

**0%**



SAN MATEO-  
FOSTER CITY  
SCHOOL DISTRICT



# LEAD ELEMENTARY

LEARN MORE

**Enrollment**

**462**

[View More Information →](#)

LEARN MORE

**Socioeconomically  
Disadvantaged**

**69.5%**

LEARN MORE

**English Learners**

**51.5%**

LEARN MORE

**Foster Youth**

**0%**



SAN MATEO-  
FOSTER CITY  
SCHOOL DISTRICT



# SUNNYBRAE ELEMENTARY

LEARN MORE

Enrollment

**413**

[View More Information →](#)

LEARN MORE

Socioeconomically  
Disadvantaged

**57.9%**

LEARN MORE

English Learners

**47.9%**

LEARN MORE

Foster Youth

**0%**



SAN MATEO-  
FOSTER CITY  
SCHOOL DISTRICT



# BAYSIDE ELEMENTARY

LEARN MORE

Enrollment

**413**

[View More Information →](#)

LEARN MORE

Socioeconomically  
Disadvantaged

**57.9%**

LEARN MORE

English Learners

**47.9%**

LEARN MORE

Foster Youth

**0%**



SAN MATEO-  
FOSTER CITY  
SCHOOL DISTRICT



# LAUREL ELEMENTARY

LEARN MORE

Enrollment

**555**

[View More Information →](#)

LEARN MORE

Socioeconomically  
Disadvantaged

**49.5%**

LEARN MORE

English Learners

**44.9%**

LEARN MORE

Foster Youth

**0%**