

Elk Grove Unified School District Food & Nutrition Services

2020-21 Update



Food & Nutrition Services



Food & Nutrition Services

EGUSD Strategic Goals

High-Quality Curriculum & Instruction

All students will receive high quality classroom instruction and curriculum to promote college and career readiness and close the achievement gap.

Student Assessment and Program Evaluation

All students will benefit from instruction guided by assessment results (formative, interim and summative) and continuous programmatic evaluation.

Wellness

All students will have an equitable opportunity to learn in a culturally responsive, physically, and emotionally healthy and safe environment.

Family & Community Engagement

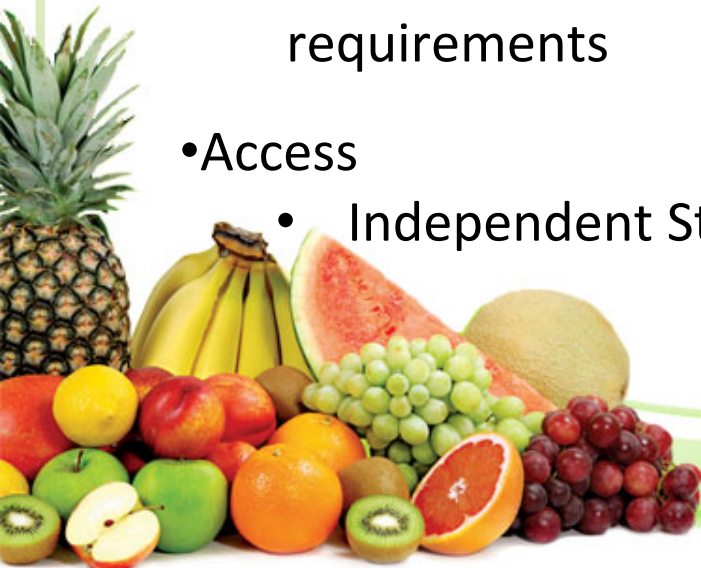

All students will benefit from programs and services designed to inform and involve family and community partners.

Food & Nutrition Services

2020-21 Year in Review

Focus on:

- Return to in-person Instruction
 - Modified To-Go Service – Spring
 - Modified Full Service – Fall
- Quality Meals
 - Continued focus on meeting all meal requirements
- Access
 - Independent Study



Food & Nutrition Services

Total Meal Counts

Meal Counts	2017-18	2018-19	2019-20	2020-21
Breakfast* (NSBP - 7/19 – 3/20) (SSO – 3/20 – 6/21)	2,010,908	1,950,790	2,009,396*	1,999,645*
Lunch* (NSLP - 7/19-3/20) (SSO – 3/20 – 6/21)	5,610,096	5,686,359	4,669,345*	2,022,188*
Summer Meals	30,336	31,049	Included Above	Included Above
Snack	194,960	172,775	133,612	675,947
Supper	449,257	454,450	299,436	258,290
Total	8,295,557	8,295,423	7,111,789	4,956,070
% change over PY	-0.2%	-0.0%	-14.2%	-30.3%

Food & Nutrition Services

Meal Reimbursement Rates

	2017-18	2018-19	2019-20	2020-21	2020-21
Breakfast					
Free	\$ 2.09	\$ 2.14	\$ 2.20	\$ <u>2.26*</u>	<u>\$2.4625*</u>
Reduced	\$ 1.79	\$ 1.84	\$ 1.90	\$1.96	
Paid	\$ 0.30	\$ 0.31	\$ 0.31	\$ 0.32	
Lunch					
Free	\$ 3.31	\$ 3.39	\$ 3.50	\$ <u>3.60*</u>	<u>\$4.3175*</u>
Reduced	\$ 2.91	\$ 2.99	\$ 3.10	\$ 3.20	
Paid	\$ 0.39	\$ 0.39	\$ 0.41	\$ 0.42	
State**	\$ 0.23	\$ 0.24	\$ 0.24	\$ 0.24	\$0.24

* Summer Seamless reimbursement for all meals served.


** For free & reduced meals served at both breakfast and lunch.

Food & Nutrition Services

Free & Reduced Eligibility

	10/31/2018	10/31/2019	10/31/2020	10/31/2021
% of students eligible for the Free or Reduced Price Meal Program	52.62%	52.80%	44.5%*	46.2%*

* FRMP Applications sent out to all students at eligible sites, however the response rate is very low.



Food & Nutrition Services

Free Meals to ALL children – CA AB 130

- All children, no matter their eligibility, will be able to access a free breakfast & lunch.
- Program continues to follow USDA guidelines.
- Maximize Federal \$ through Provisions.



Why is this important?

- Ends Stigma of free or reduced eligibility.
- Increases consumption of nutrient dense foods – especially fruits, veggies & milk.
- Reduces food insecurity & strain on family budgets.
- No unpaid meal debt.

Our goal is to provide fresh, quality meals that help students achieve at their full potential every day.



Food & Nutrition Services

Free Meals for All CA AB 130

Maximize Federal Funds 19 Schools participating in a Provision Program

Community Eligibility (CEP)

- 12 schools
- Based on 40% Direct Certification
- Reimburses at Free or Paid
- 62.5% DC = All Meals at Free Reimbursement

Provision 2 (P2)

- 7 schools
- Based on Applications
- Reimburses at Free/Reduced/Paid
- Look at schools above 75% F/R

All EGUSD schools that meet the “High Poverty” standard are currently in a Provision program.

Food & Nutrition Services

Revenue

	2017-18	2018-19	2019-20*	2020-21**
Federal	\$ 20,041,669	\$ 19,177,922	\$ 17,681,719	\$ 15,306,000
State	\$ 1,349,771	\$ 1,921,245	\$ 1,271,693	\$ 812,075
Local	\$ 4,496,462	\$ 4,566,131	\$ 3,050,613	\$ 303,346
Total	\$ 25,887,902	\$ 25,665,298	\$ 22,004,025	\$ 16,421,421
% Inc./Dec. over PY	4%	-.8%	-14%	-25%

* COVID interruptions 3/20 – 6/20

** COVID interruptions full year.

Food & Nutrition Services

Food Costs

	2017-18	2018-19	2019-20*	2020-21**
Food Items	\$ 7,250,937	\$ 7,389,046	\$ 4,375,556	\$ 3,296,725
USDA Foods	\$ 2,604,784	\$ 2,186,370	\$ 3,179,711	\$ 777,186
Total Food Costs	\$ 9,855,721	\$ 9,575,416	\$ 7,555,267	\$ 4,073,911
Food Cost % (as % of revenue)	38%	37%	35%	25%

* COVID interruptions 3/20 – 6/20

** COVID interruptions full year.

Food & Nutrition Services

Labor

- FNS labor & benefit costs are paid out of the Cafeteria Fund.
 - Cafeteria Fund employee costs are subject to the same Health Benefit and PERS rate increases as the General Fund.
- Staff Shortages affecting many schools, especially secondary schools where meal count increases are the greatest.
 - Position Assessment – FNS assess each position as it opens in order to manage labor through attrition.
 - Employee flexibility & re-alignment to address increased meal counts.



Food & Nutrition Services

Labor Costs

	2017-18	2018-19	2019-20*	2020-21**
Total Labor/Benefit Costs	\$ 12,253,467	\$ 13,327,506	\$ 12,875,550	\$ 11,914,225
Labor Cost % (as % of revenue)	47%	52%	59%	73%

* COVID interruptions 3/20 – 6/20

** COVID interruptions full year.

Food & Nutrition Services

Fresh Fruit & Vegetable Grant

Provides Fresh Fruit & Vegetable Snacks at 3 Schools
Even during COVID



- Florin ES
- David Reese
- Samuel Kennedy

Funded by USDA specialty grant



Food & Nutrition Services

Kitchen Infrastructure & Training Grant (KIT)

Kitchen Infrastructure

\$25,000

- Base funding amount
- Possibility of additional funds.
- Purchase/Repair or fund improvements on cooking, service, refrigeration/storage & transportation equipment.

Training

\$2,000

- Base funding amount
- Possibility of additional funds.
- Training must focus on promoting nutritious foods.

Food & Nutrition Services

Organic Waste Sorting

AB 1826 – Requires schools to divert organic waste from the landfills



Maintenance & Operations is currently working on a partnership with CalWaste to re-implement organic waste sorting at all elementary schools.



Food & Nutrition Services

Moving Forward 2022-23

- Address Labor Shortages & Increased Meal Counts
- Increase Breakfast Participation
- Continued Focus on Plant Based & Cultural Flavor Profiles
- Implement On-line Ordering for Secondary Students
- Continued Focus on Reducing Food Waste & Creating Systems for Edible Food Recovery
- Every Student Matters

Food & Nutrition Services

Comments

