

**LOS GATOS UNION SCHOOL DISTRICT  
COUNTY OF SANTA CLARA  
LOS GATOS, CALIFORNIA**

**AUDIT REPORT**

**JUNE 30, 2021**



# LOS GATOS UNION SCHOOL DISTRICT

JUNE 30, 2021

---

## TABLE OF CONTENTS

	<u>Page</u>
<u>FINANCIAL SECTION</u>	
Independent Auditor's Report	1
Management's Discussion and Analysis (Unaudited)	4
Basic Financial Statements:	
Government-wide Financial Statements:	
Statement of Net Position	14
Statement of Activities	15
Fund Financial Statements:	
Balance Sheet - Governmental Funds	16
Reconciliation of the Governmental Funds Balance Sheet to the Statement of Net Position	17
Statement of Revenues, Expenditures, and Changes in Fund Balances - Governmental Funds	18
Reconciliation of the Governmental Funds Statement of Revenues, Expenditures, and Changes in Fund Balances to the Statement of Activities	19
Notes to the Basic Financial Statements	20
<u>REQUIRED SUPPLEMENTARY INFORMATION SECTION</u>	
Schedule of Revenues, Expenditures, and Changes in Fund Balances - Budget and Actual - General Fund	55
Schedule of Changes in Net OPEB Liability and Related Ratios	56
Schedule of OPEB Contributions	57
Schedule of OPEB Investment Returns	58
Schedule of the Proportionate Share of the Net Pension Liability - CalSTRS	59
Schedule of the Proportionate Share of the Net Pension Liability - CalPERS	60
Schedule of Contributions - CalSTRS	61
Schedule of Contributions - CalPERS	62
Notes to Required Supplementary Information	63

# LOS GATOS UNION SCHOOL DISTRICT

JUNE 30, 2021

---

## TABLE OF CONTENTS (CONCLUDED)

	<u>Page</u>
<u>SUPPLEMENTARY INFORMATION SECTION</u>	
Organization/Board of Trustees/Administration	65
Combining Statements:	
Combining Balance Sheet – Non-Major Governmental Funds	66
Combining Statement of Revenues, Expenditures, and Changes in Fund Balances – Non-Major Governmental Funds	67
Schedule of Instructional Time	68
Schedule of Expenditures of Federal Awards	69
Reconciliation of Annual Financial and Budget Report with Audited Financial Statements	70
Schedule of Financial Trends and Analysis	71
Schedule of Revenues, Expenditures, and Changes in Fund Balances - Measure B Parcel Tax	72
Notes to Supplementary Information	73
<u>OTHER INDEPENDENT AUDITOR'S REPORTS SECTION</u>	
Independent Auditor's Report on Internal Control over Financial Reporting and on Compliance and Other Matters Based on an Audit of Financial Statements Performed in Accordance with <i>Government Auditing Standards</i>	75
Independent Auditor's Report on Compliance for Each Major Federal Program and on Internal Control over Compliance Required by the Uniform Guidance	77
Independent Auditor's Report on State Compliance	79
<u>FINDINGS AND QUESTIONED COSTS SECTION</u>	
Schedule of Findings and Questioned Costs:	
Section I - Summary of Auditor's Results	83
Section II - Financial Statement Findings	84
Section III - Federal Award Findings and Questioned Costs	85
Section IV - State Award Findings and Questioned Costs	86
Status of Prior Year Recommendations	87

## FINANCIAL SECTION



# **STEPHEN ROATCH ACCOUNTANCY CORPORATION**

*Certified Public Accountants*

## **INDEPENDENT AUDITOR'S REPORT**

Board of Trustees  
Los Gatos Union School District  
Los Gatos, California

### **Report on the Financial Statements**

We have audited the accompanying financial statements of the governmental activities, each major fund, and the aggregate remaining fund information of the Los Gatos Union School District, as of and for the year ended June 30, 2021, and the related notes to the financial statements, which collectively comprise the District's basic financial statements as listed in the table of contents.

### **Management's Responsibility for the Financial Statements**

Management is responsible for the preparation and fair presentation of these financial statements in accordance with accounting principles generally accepted in the United States of America; this includes the design, implementation, and maintenance of internal control relevant to the preparation and fair presentation of financial statements that are free from material misstatement, whether due to fraud or error.

### **Auditor's Responsibility**

Our responsibility is to express opinions on these financial statements based on our audit. We conducted our audit in accordance with auditing standards generally accepted in the United States of America and the standards applicable to financial audits contained in *Government Auditing Standards*, issued by the Comptroller General of the United States. Those standards require that we plan and perform the audit to obtain reasonable assurance about whether the financial statements are free from material misstatement.

An audit involves performing procedures to obtain audit evidence about the amounts and disclosures in the financial statements. The procedures selected depend on the auditor's judgment, including the assessment of the risks of material misstatement of the financial statements, whether due to fraud or error. In making those risk assessments, the auditor considers internal control relevant to the entity's preparation and fair presentation of the financial statements in order to design audit procedures that are appropriate in the circumstances, but not for the purpose of expressing an opinion on the effectiveness of the entity's internal control. Accordingly, we express no such opinion. An audit also includes evaluating the appropriateness of accounting policies used and the reasonableness of significant accounting estimates made by management, as well as evaluating the overall presentation of the financial statements.

We believe that the audit evidence we have obtained is sufficient and appropriate to provide a basis for our audit opinions.

### Opinions

In our opinion, the financial statements referred to above present fairly, in all material respects, the respective financial position of the governmental activities, each major fund, and the aggregate remaining fund information of the Los Gatos Union School District, as of June 30, 2021, and the respective changes in financial position thereof for the year then ended in accordance with accounting principles generally accepted in the United States of America.

### Emphasis of Matter

As described in Note 1B of the Notes to the Basic Financial Statements, in fiscal year 2020-21, the District implemented Governmental Accounting Standard Board Statement No. 84, Fiduciary Activities. Our opinion is not modified with respect to this matter.

### Other Matters

#### *Required Supplementary Information*

Accounting principles generally accepted in the United States of America require management's discussion and analysis, the budgetary comparison information, schedule of changes in net OPEB liability and related ratios, schedule of OPEB contributions, schedule of OPEB investment returns, schedules of the proportionate share of the net pension liabilities, and schedules of contributions, be presented to supplement the basic financial statements. Such information, although not a part of the basic financial statements, is required by the Governmental Accounting Standards Board who considers it to be an essential part of financial reporting for placing the basic financial statements in an appropriate operational, economic, or historical context. We have applied certain limited procedures to the required supplementary information in accordance with auditing standards generally accepted in the United States of America, which consisted of inquiries of management about the methods of preparing the information and comparing the information for consistency with management's responses to our inquiries, the basic financial statements, and other knowledge we obtained during our audit of the basic financial statements. We do not express an opinion or provide any assurance on the information because the limited procedures do not provide us with sufficient evidence to express an opinion or provide any assurance.

#### *Other Information*

Our audit was conducted for the purpose of forming opinions on the financial statements that collectively comprise the Los Gatos Union School District's basic financial statements. The supplementary information listed in the table of contents is presented for purposes of additional analysis and is not a required part of the basic financial statements. The schedule of expenditures of federal awards is presented for purposes of additional analysis as required by Title 2, U.S. *Code of Federal Regulations*, Part 200, *Uniform Administrative Requirements, Cost Principles, and Audit Requirements for Federal Awards (Uniform Guidance)* and is also not a required part of the basic financial statements.



Other Matters (Concluded)

*Other Information (Concluded)*

The supplementary information listed in the table of contents and the schedule of expenditures of federal awards are the responsibility of management and were derived from and relate directly to the underlying accounting and other records used to prepare the basic financial statements. Such information has been subjected to the auditing procedures applied in the audit of the basic financial statements and certain additional procedures, including comparing and reconciling such information directly to the underlying accounting and other records used to prepare the basic financial statements or to the basic financial statements themselves, and other additional procedures in accordance with auditing standards generally accepted in the United States of America. In our opinion, the supplementary information listed in the table of contents and the schedule of expenditures of federal awards are fairly stated in all material respects in relation to the basic financial statements as a whole.

The Schedule of Financial Trends and Analysis has not been subjected to the auditing procedures applied in the audit of the basic financial statements, and accordingly, we do not express an opinion or provide any assurance on it.

Other Reporting Required by Government Auditing Standards

In accordance with *Government Auditing Standards*, we have also issued our report dated December 8, 2021 on our consideration of Los Gatos Union School District's internal control over financial reporting and on our tests of its compliance with certain provisions of laws, regulations, contracts, and grant agreements and other matters. The purpose of that report is solely to describe the scope of our testing of internal control over financial reporting and compliance and the results of that testing, and not to provide an opinion on the effectiveness of the Los Gatos Union School District's internal control over financial reporting or on compliance. That report is an integral part of an audit performed in accordance with *Government Auditing Standards* in considering Los Gatos Union School District's internal control over financial reporting and compliance.

*Stephen Roatch Accountancy Corporation*

STEPHEN ROATCH ACCOUNTANCY CORPORATION  
Certified Public Accountants

December 8, 2021

**LOS GATOS UNION SCHOOL DISTRICT  
MANAGEMENT'S DISCUSSION AND ANALYSIS (UNAUDITED)  
FOR THE FISCAL YEAR ENDED JUNE 30, 2021**

(PREPARED BY DISTRICT MANAGEMENT)

---

This section of Los Gatos Union School District's annual financial report presents our discussion and analysis of the District's financial performance during the fiscal year that ended on June 30, 2021. Please read it in conjunction with the Independent Auditor's Report presented on pages 1 through 3, and the District's financial statements, which immediately follow this section.

**USING THIS ANNUAL REPORT**

This annual report consists of a series of financial statements. The Statement of Net Position and Statement of Activities, presented on pages 14 and 15, provide information about the activities of the District as a whole and present a longer-term view of the District's finances. The fund financial statements for governmental activities, presented on pages 16 through 19, provide information about how District services were financed in the short-term, and how much remains for future spending. Fund financial statements also report the District's operations in more detail than the government-wide statements by providing information about the District's most significant funds.

**FINANCIAL HIGHLIGHTS**

- The District's overall financial status continued to strengthen during the course of the year as net position increased 76.3%.
- On the Statement of Activities, total current year revenues exceeded total current year expenses by \$6,049,032.
- Due to the current level of allocated property tax revenues, the District continues to be funded under the Basic Aid Provision.
- Net capital assets decreased \$2,521,981 due to the current year acquisition and construction of \$1,915,728 of new capital assets and improvements, and the current year recognition of \$4,437,709 of depreciation expense.
- Total long-term liabilities decreased \$3,656,019 during the current year due primarily to decreases in the District's outstanding general obligation bonds.
- The District maintains sufficient reserves for a district its size. It meets the state required minimum reserve for economic uncertainty of 3% of General Fund expenditures, transfers out, and other uses (total outgo). During fiscal year 2020-21, General Fund expenditures and other financing uses totaled \$44,414,979. At June 30, 2021, the District had available reserves of \$9,756,624 in the General Fund, which represents a reserve of 22%.

**THE FINANCIAL REPORT**

The full annual financial report consists of three separate parts, including the basic financial statements, supplementary information, and management's discussion and analysis. The three sections together provide a comprehensive overview of the District. The basic financial statements are comprised of two kinds of statements that present financial information from different perspectives, government-wide and funds.

- Government-wide financial statements, which comprise the first two statements, provide both short-term and long-term information about the District's overall financial position.
- Individual parts of the District, which are reported as fund financial statements comprise the remaining statements.

**LOS GATOS UNION SCHOOL DISTRICT  
MANAGEMENT'S DISCUSSION AND ANALYSIS (UNAUDITED)  
FOR THE FISCAL YEAR ENDED JUNE 30, 2021**

(PREPARED BY DISTRICT MANAGEMENT)

---

**THE FINANCIAL REPORT (CONCLUDED)**

- ❖ Basic services funding is described in the governmental funds statements. These statements include short-term financing and identify the balance remaining for future spending.

Notes to the financials, which are included in the financial statements, provide more detailed data, and explain some of the information in the statements. The required supplementary information provides further explanations and provides additional support for the financial statements. A comparison of the District's budget for the year is included.

**Reporting the District as a Whole**

The District as a whole is reported in the government-wide statements and uses accounting methods similar to those used by companies in the private sector. All of the District's assets and liabilities are included in the Statement of Net Position. The Statement of Activities reports all of the current year's revenues and expenses regardless of when cash is received or paid.

The District's financial health (net position) can be measured by the difference between the District's assets and liabilities.

- Increases or decreases in the net position of the District over time are indicators of whether its financial position is improving or deteriorating, respectively.
- Additional non-financial factors such as the condition of school buildings and other facilities, and changes in the property tax base of the District need to be considered in assessing the overall health of the District.

In the Statement of Net Position and the Statement of Activities all amounts presented represent governmental activities.

The basic services provided by the District, such as regular education, special education, and administration are included here, and are primarily financed by property taxes. Non-basic services, such as child nutrition are also included here, but are financed by a combination of local revenues and state and federal programs.

**Reporting the District's Most Significant Funds**

The District's fund-based financial statements provide detailed information about the District's most significant funds. Some funds are required to be established by State law and bond covenants. However, the District establishes many other funds as needed to control and manage money for specific purposes.

***Governmental Funds:***

The major governmental funds of Los Gatos Union School District are the General Fund and Bond Interest and Redemption Fund. Governmental fund reporting focuses on how money flows into and out of the funds and the balances that remain at the end of the year. A modified accrual basis of accounting measures cash and all other financial assets that can readily be converted to cash.

The governmental fund statements provide a detailed short-term view of the District's operations and services. Governmental fund information helps to determine the level of financial resources available in the near future to finance the District's programs.

**LOS GATOS UNION SCHOOL DISTRICT  
MANAGEMENT'S DISCUSSION AND ANALYSIS (UNAUDITED)  
FOR THE FISCAL YEAR ENDED JUNE 30, 2021**

(PREPARED BY DISTRICT MANAGEMENT)

**FINANCIAL ANALYSIS OF THE SCHOOL DISTRICT AS A WHOLE**

The District's total net position increased from \$7,923,483 at June 30, 2020, up to \$13,972,515 at June 30, 2021, an increase of 76.3%.

<b><u>Comparative Statement of Net Position</u></b>		
	Governmental Activities	
	2020	2021
<b><u>Assets</u></b>		
Deposits and Investments *	\$ 23,350,912	\$ 30,404,068
Receivables	1,845,725	1,574,958
Prepaid Expenses	149,056	97,112
Capital Assets, net	100,144,329	97,622,348
<b>Total Assets *</b>	<b>125,490,022</b>	<b>129,698,486</b>
<b><u>Deferred Outflows of Resources</u></b>		
OPEB Deferrals	177,222	274,878
Pension Deferrals	10,984,156	10,429,136
Bond Refunding	2,076,451	1,867,585
<b>Total Deferred Outflows of Resources</b>	<b>13,237,829</b>	<b>12,571,599</b>
<b><u>Liabilities</u></b>		
Current	6,871,083	8,228,914
Long-term	119,190,227	115,345,713
<b>Total Liabilities</b>	<b>126,061,310</b>	<b>123,574,627</b>
<b><u>Deferred Inflows of Resources</u></b>		
OPEB Deferrals	1,500,062	1,331,437
Pension Deferrals	3,242,946	3,391,506
<b>Total Deferred Inflows of Resources</b>	<b>4,743,008</b>	<b>4,722,943</b>
<b><u>Net Position</u></b>		
Net Investment in Capital Assets	23,157,525	25,179,621
Restricted *	7,975,751	10,829,712
Unrestricted (Deficit)	(23,209,793)	(22,036,818)
<b>Total Net Position *</b>	<b>\$ 7,923,483</b>	<b>\$ 13,972,515</b>
<i>Table includes financial data of the combined governmental funds.</i>		
* The amounts presented for fiscal year 2019-20 have been adjusted to reflect the restatement discussed in Note 16 of these financial statements.		

The unrestricted deficit balance is due primarily to the fact that the District is required to record a liability in its financial statements to reflect the District's proportionate share of the net pension liabilities related to its participation in the CalSTRS and CalPERS pension plans.

**LOS GATOS UNION SCHOOL DISTRICT  
MANAGEMENT'S DISCUSSION AND ANALYSIS (UNAUDITED)  
FOR THE FISCAL YEAR ENDED JUNE 30, 2021**

(PREPARED BY DISTRICT MANAGEMENT)

**FINANCIAL ANALYSIS OF THE SCHOOL DISTRICT AS A WHOLE (CONTINUED)**

The District's total current year revenues exceeded total current year expenses by \$6,049,032.

<b><u>Comparative Statement of Changes in Net Position</u></b>		
	Governmental Activities	
	2020	2021
<b><u>Program Revenues</u></b>		
Charges for Services	\$ 392,618	\$ 126
Operating Grants & Contributions	6,269,391	7,530,427
<b><u>General Revenues</u></b>		
Taxes Levied	43,083,510	46,374,766
Federal & State Aid	1,424,109	1,296,733
Interest & Investment Earnings	293,691	203,039
Transfers from Other Agencies	1,343	777
Miscellaneous	475,001	4,122,908
<b>Total Revenues</b>	<b>51,939,663</b>	<b>59,528,776</b>
<b><u>Expenses</u></b>		
Instruction	31,231,836	33,243,014
Instruction-Related Services	4,682,538	4,985,857
Pupil Services	2,922,267	3,539,678
General Administration	3,677,315	3,805,608
Plant Services	5,372,856	5,385,525
Ancillary Services	485	13,295
Interest on Long-Term Debt	2,616,718	2,491,612
Other Outgo	103,344	15,155
<b>Total Expenses</b>	<b>50,607,359</b>	<b>53,479,744</b>
<b>Changes in Net Position</b>	<b>\$ 1,332,304</b>	<b>\$ 6,049,032</b>

*Table includes financial data of the combined governmental funds.*

**LOS GATOS UNION SCHOOL DISTRICT  
MANAGEMENT'S DISCUSSION AND ANALYSIS (UNAUDITED)  
FOR THE FISCAL YEAR ENDED JUNE 30, 2021**  
(PREPARED BY DISTRICT MANAGEMENT)

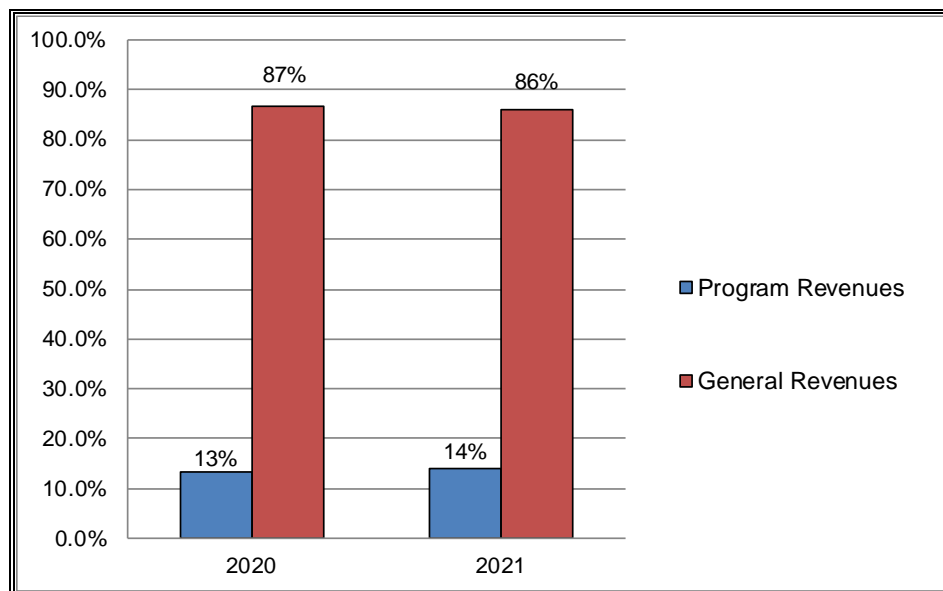
**FINANCIAL ANALYSIS OF THE SCHOOL DISTRICT AS A WHOLE (CONTINUED)**

**Comparative Schedule of Costs of Services**

	Total Cost of Services		Net Cost of Services	
	2020	2021	2020	2021
Instruction	\$ 31,231,836	\$ 33,243,014	\$ 27,514,183	\$ 28,636,012
Instruction-Related Services	4,682,538	4,985,857	4,387,383	4,641,754
Pupil Services	2,922,267	3,539,678	1,977,844	2,401,590
General Administration	3,677,315	3,805,608	3,621,086	3,746,610
Plant Services	5,372,856	5,385,525	5,358,975	5,164,830
Other Expenses	2,720,062	2,520,062	1,085,879	1,358,395
Totals	<u>\$ 50,607,359</u>	<u>\$ 53,479,744</u>	<u>\$ 43,945,350</u>	<u>\$ 45,949,191</u>

*Table includes financial data of the combined governmental funds.*

The table above presents the cost of major District activities. The table also shows each activity's net cost (total cost less fees generated by the activities and intergovernmental aid provided for specific programs). The \$45,949,191 net cost represents the financial burden that was placed on the District's general revenues for providing the services listed.



During fiscal year 2020-21, program revenues financed 14% of the total cost of providing the services listed above, while the remaining 86% was financed by the general revenues of the District.

**LOS GATOS UNION SCHOOL DISTRICT  
MANAGEMENT'S DISCUSSION AND ANALYSIS (UNAUDITED)  
FOR THE FISCAL YEAR ENDED JUNE 30, 2021  
(PREPARED BY DISTRICT MANAGEMENT)**

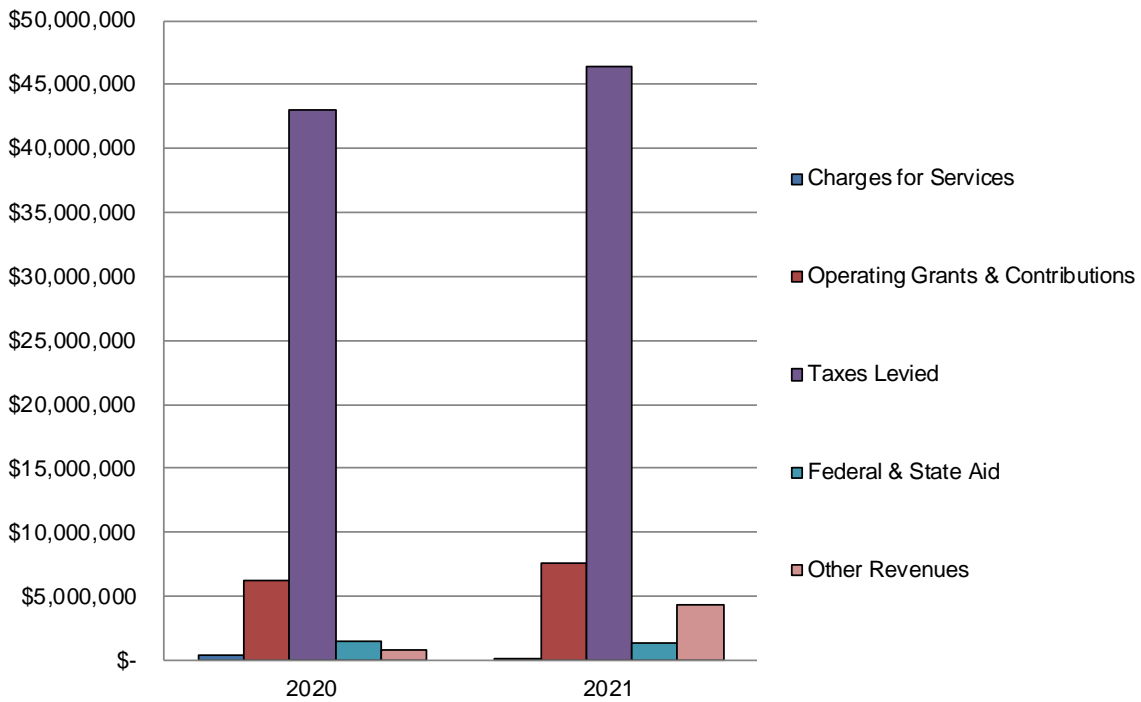
**FINANCIAL ANALYSIS OF THE SCHOOL DISTRICT AS A WHOLE (CONTINUED)**

**Summary of Revenues For Governmental Functions**

	<u>FYE 2020 Amount</u>	<u>Percent of Total</u>	<u>FYE 2021 Amount</u>	<u>Percent of Total</u>
<b><u>Program Revenues</u></b>				
Charges for Services	\$ 392,618	0.76%	\$ 126	0.00%
Operating Grants & Contributions	6,269,391	12.07%	7,530,427	12.65%
<b><u>General Revenues</u></b>				
Taxes Levied	43,083,510	82.95%	46,374,766	77.90%
Federal & State Aid	1,424,109	2.74%	1,296,733	2.18%
Other Revenues	770,035	1.48%	4,326,724	7.27%
<b>Total Revenues</b>	<b><u>\$ 51,939,663</u></b>	<b><u>100.00%</u></b>	<b><u>\$ 59,528,776</u></b>	<b><u>100.00%</u></b>

*Table includes financial data of the combined governmental funds.*

**Comparative Revenues**



**LOS GATOS UNION SCHOOL DISTRICT  
MANAGEMENT'S DISCUSSION AND ANALYSIS (UNAUDITED)  
FOR THE FISCAL YEAR ENDED JUNE 30, 2021**

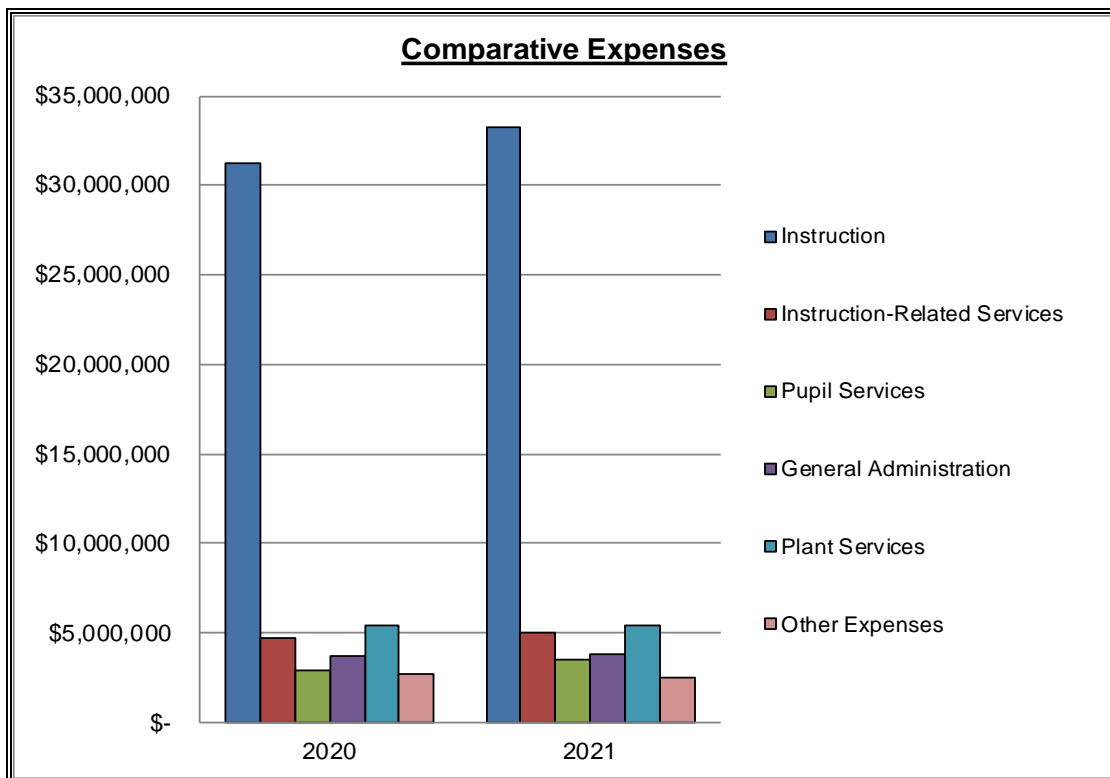
(PREPARED BY DISTRICT MANAGEMENT)

**FINANCIAL ANALYSIS OF THE SCHOOL DISTRICT AS A WHOLE (CONTINUED)**

**Summary of Expenses For Governmental Functions**

	FYE 2020 Amount	Percent of Total	FYE 2021 Amount	Percent of Total
<b>Expenses</b>				
Instruction	\$ 31,231,836	61.71%	\$ 33,243,014	62.16%
Instruction-Related Services	4,682,538	9.25%	4,985,857	9.32%
Pupil Services	2,922,267	5.77%	3,539,678	6.62%
General Administration	3,677,315	7.27%	3,805,608	7.12%
Plant Services	5,372,856	10.62%	5,385,525	10.07%
Other Expenses	2,720,062	5.37%	2,520,062	4.71%
<b>Total Expenses</b>	<b>\$ 50,607,359</b>	<b>100.00%</b>	<b>\$ 53,479,744</b>	<b>100.00%</b>

*Table includes financial data of the combined governmental funds.*





**LOS GATOS UNION SCHOOL DISTRICT  
MANAGEMENT'S DISCUSSION AND ANALYSIS (UNAUDITED)  
FOR THE FISCAL YEAR ENDED JUNE 30, 2021**

(PREPARED BY DISTRICT MANAGEMENT)

**FINANCIAL ANALYSIS OF THE SCHOOL DISTRICT AS A WHOLE (CONCLUDED)**

<b><u>Comparative Schedule of Capital Assets</u></b>		
	Governmental Activities	
	2020	2021
Land	\$ 241,224	\$ 241,224
Sites and Improvements	4,945,979	4,945,979
Buildings and Improvements	156,868,548	158,189,721
Furniture and Equipment	604,717	507,435
Construction-in-Progress	0	594,555
Subtotals	162,660,468	164,478,914
Less: Accumulated Depreciation	(62,516,139)	(66,856,566)
Capital Assets, net	<u>\$ 100,144,329</u>	<u>\$ 97,622,348</u>

Net capital assets decreased \$2,521,981 due to the current year acquisition and construction of \$1,915,728 of new capital assets and improvements, and the current year recognition of \$4,437,709 of depreciation expense.

<b><u>Comparative Schedule of Long-Term Liabilities</u></b>		
	Governmental Activities	
	2020	2021
Compensated Absences	\$ 169,410	\$ 192,955
General Obligation Bonds	76,655,000	72,185,000
Bond Premium	2,408,255	2,125,312
Net OPEB Liability	2,191,704	2,379,355
Net Pension Liabilities	42,688,261	43,573,989
Totals	<u>\$ 124,112,630</u>	<u>\$ 120,456,611</u>

Total long-term liabilities decreased \$3,656,019 due primarily to decreases in the District's outstanding general obligation bonds. The general obligation bonds are financed by the local taxpayers and represent 59.9% of the District's total long-term liabilities. The District has satisfied all of its debt service requirements for its bonded debt and continues to maintain an excellent credit rating on all of its debt issues. The notes to the financial statements are an integral part of the financial presentation and contain more detailed information as to interest, principal, retirement amounts, and future debt retirement dates.

**LOS GATOS UNION SCHOOL DISTRICT  
MANAGEMENT'S DISCUSSION AND ANALYSIS (UNAUDITED)  
FOR THE FISCAL YEAR ENDED JUNE 30, 2021**

(PREPARED BY DISTRICT MANAGEMENT)

**FINANCIAL ANALYSIS OF DISTRICT'S FUNDS**

<b><u>Comparative Schedule of Fund Balances</u></b>			
	Fund Balances June 30, 2020	Fund Balances June 30, 2021	Increase (Decrease)
General	\$ 14,272,278	\$ 17,429,107	\$ 3,156,829
Bond Interest & Redemption	6,288,311	6,524,541	236,230
Cafeteria	31,132	477	(30,655)
Student Activity *	16,812	12,518	(4,294)
Capital Facilities	910,306	3,033,086	2,122,780
Capital Projects - Special Reserve	2,965,378	2,995,574	30,196
Totals *	<u>\$ 24,484,217</u>	<u>\$ 29,995,303</u>	<u>\$ 5,511,086</u>
<i>* The amounts presented for fiscal year 2019-20 have been adjusted to reflect the restatement and reclassification discussed in Note 16 of these financial statements.</i>			

The fund balance of the General Fund increased \$3,156,829, and the combined fund balances of all other District governmental funds increased \$2,354,257.

**GENERAL FUND BUDGETARY HIGHLIGHTS**

The District's budget is prepared in accordance with California law and is based on the modified accrual basis of accounting. Over the course of the year, the District revises its budget based on updated financial information. The original budget, approved at the end of June for July 1, is based on May Revised figures, and updated 45 days after the State approves its final budget. In addition, the District revises its budget at First and Second Interim to reflect the most current financial information available at that point in time.

**ECONOMIC FACTORS BEARING ON THE DISTRICT'S FUTURE**

During the 2021-22 school year, the District will continue to be impacted by the on-going health concerns associated with Covid-19. The District has modified its operational procedures, however, due to the unknown nature of the virus and the everchanging guidance provided by the California Department of Education, further procedural modifications will likely be necessary. Accordingly, the District's budget should continue to be managed with a great degree of conservatism over the next few years. The District has an excellent track record in meeting this challenge in what has proven to be a cycle of lean years and prosperous years for education finances.

**CONTACTING THE DISTRICT'S FINANCIAL MANAGEMENT**

This financial report is designed to provide our citizens, taxpayers, parents, investors, and creditors with a general overview of the District's finances and to show the District's accountability for the money it receives. If you have questions regarding this report or need additional financial information, contact the District Office, Los Gatos Union School District, 17010 Roberts Road, Los Gatos, California 95032.

## BASIC FINANCIAL STATEMENTS

**LOS GATOS UNION SCHOOL DISTRICT**  
**STATEMENT OF NET POSITION**  
**JUNE 30, 2021**

	<b>Governmental Activities</b>
<b><u>Assets</u></b>	
Deposits and Investments (Note 2)	\$ 30,404,068
Receivables (Note 3)	1,574,958
Prepaid Expenses (Note 11)	97,112
Capital Assets, Not Depreciated (Note 5)	835,779
Capital Assets, Net of Accumulated Depreciation	96,786,569
Total Assets	129,698,486
<b><u>Deferred Outflows of Resources</u></b>	
OPEB Deferrals (Note 7)	274,878
Pension Deferrals (Note 8)	10,429,136
Bond Refunding	1,867,585
Total Deferred Outflows of Resources	12,571,599
<b><u>Liabilities</u></b>	
Accounts Payable and Other Current Liabilities	1,487,515
Accrued Interest Payable	1,037,181
Unearned Revenue (Note 11)	593,320
Long-Term Liabilities:	
<i>Portion Due or Payable Within One Year:</i>	
Compensated Absences	192,955
General Obligation Bonds	
Current Interest	4,635,000
Bond Premium	282,943
<i>Portion Due or Payable After One Year:</i>	
General Obligation Bonds (Note 6)	
Current Interest	67,550,000
Bond Premium	1,842,369
Net OPEB Liability (Note 7)	2,379,355
Net Pension Liabilities (Note 8)	43,573,989
Total Liabilities	123,574,627
<b><u>Deferred Inflows of Resources</u></b>	
OPEB Deferrals (Note 7)	1,331,437
Pension Deferrals (Note 8)	3,391,506
Total Deferred Inflows of Resources	4,722,943
<b><u>Net Position</u></b>	
Net Investment in Capital Assets	25,179,621
Restricted:	
For Capital Projects	3,047,175
For Debt Service	5,487,360
For Educational Programs	2,181,585
For Other Purposes	113,592
Unrestricted	(22,036,818)
Total Net Position	\$ 13,972,515

THE ACCOMPANYING NOTES ARE AN INTEGRAL PART OF THESE STATEMENTS

**LOS GATOS UNION SCHOOL DISTRICT**  
**STATEMENT OF ACTIVITIES**  
**FOR THE FISCAL YEAR ENDED JUNE 30, 2021**

Functions	Expenses	Program Revenues			Net (Expense)
		Charges for	Operating	Capital	Revenue and
		Services	Grants	Grants	Changes in
			and	and	Net Position
			Contributions	Contributions	Governmental
					Activities
<b><u>Governmental Activities</u></b>					
Instruction	\$ 33,243,014		\$ 4,607,002		\$ (28,636,012)
Instruction-Related Services:					
Supervision of Instruction	1,210,054		172,938		(1,037,116)
Instructional Library and Technology	473,887		34,943		(438,944)
School Site Administration	3,301,916		136,222		(3,165,694)
Pupil Services:					
Home-to-School Transportation	56,957		1,695		(55,262)
Food Services	859,380	\$ 126	632,663		(226,591)
Other Pupil Services	2,623,341		503,604		(2,119,737)
General Administration:					
Data Processing Services	1,020,627		17,319		(1,003,308)
Other General Administration	2,784,981		41,679		(2,743,302)
Plant Services	5,385,525		220,695		(5,164,830)
Ancillary Services	13,295		9,001		(4,294)
Interest on Long-Term Debt	2,491,612				(2,491,612)
Other Outgo	15,155		1,152,666		1,137,511
Total Governmental Activities	<u>\$ 53,479,744</u>	<u>\$ 126</u>	<u>\$ 7,530,427</u>	<u>\$ 0</u>	<u>(45,949,191)</u>
<b><u>General Revenues</u></b>					
Taxes Levied for General Purposes					33,913,472
Taxes Levied for Debt Service					7,154,264
Taxes Levied for Specific Purposes					5,307,030
Federal and State Aid - Unrestricted					1,296,733
Interest and Investment Earnings					203,039
Transfers from Other Agencies					777
Miscellaneous					4,122,908
Total General Revenues					<u>51,998,223</u>
Change in Net Position					6,049,032
Net Position (Deficit) - July 1, 2020 (As Restated - Note 16)					<u>7,923,483</u>
Net Position - June 30, 2021					<u>\$ 13,972,515</u>

THE ACCOMPANYING NOTES ARE AN INTEGRAL PART OF THESE STATEMENTS

**LOS GATOS UNION SCHOOL DISTRICT**  
**BALANCE SHEET**  
**GOVERNMENTAL FUNDS**  
**JUNE 30, 2021**

	<b>General</b>	<b>Bond Interest and Redemption</b>	<b>Non-Major Governmental Funds</b>	<b>Total Governmental Funds</b>
<b><u>Assets</u></b>				
Deposits and Investments (Note 2)	\$ 17,675,449	\$ 6,517,683	\$ 6,210,936	\$ 30,404,068
Receivables (Note 3)	1,486,047	6,858	82,053	1,574,958
Due from Other Funds (Note 4)	8,100		3,777	11,877
Prepaid Expenditures (Note 1I)	95,562		1,550	97,112
	<u>19,265,158</u>	<u>6,524,541</u>	<u>6,298,316</u>	<u>32,088,015</u>
Total Assets	<u>\$ 19,265,158</u>	<u>\$ 6,524,541</u>	<u>\$ 6,298,316</u>	<u>\$ 32,088,015</u>
<b><u>Liabilities and Fund Balances</u></b>				
Liabilities:				
Accounts Payable	\$ 1,322,642		\$ 164,873	\$ 1,487,515
Due to Other Funds (Note 4)			11,877	11,877
Unearned Revenue (Note 1I)	513,409		79,911	593,320
	<u>1,836,051</u>		<u>256,661</u>	<u>2,092,712</u>
Total Liabilities	<u>1,836,051</u>		<u>256,661</u>	<u>2,092,712</u>
Fund Balances: (Note 10)				
Nonspendable	100,597		2,000	102,597
Restricted	2,181,585	\$ 6,524,541	3,058,170	11,764,296
Assigned	5,390,401		2,981,485	8,371,886
Unassigned	9,756,524			9,756,524
	<u>17,429,107</u>	<u>6,524,541</u>	<u>6,041,655</u>	<u>29,995,303</u>
Total Fund Balances	<u>17,429,107</u>	<u>6,524,541</u>	<u>6,041,655</u>	<u>29,995,303</u>
Total Liabilities and Fund Balances	<u>\$ 19,265,158</u>	<u>\$ 6,524,541</u>	<u>\$ 6,298,316</u>	<u>\$ 32,088,015</u>

THE ACCOMPANYING NOTES ARE AN INTEGRAL PART OF THESE STATEMENTS

**LOS GATOS UNION SCHOOL DISTRICT**  
**RECONCILIATION OF THE GOVERNMENTAL FUNDS BALANCE SHEET TO THE**  
**STATEMENT OF NET POSITION**  
**JUNE 30, 2021**

---

<b>Total Fund Balances - Governmental Funds</b>	<b>\$</b>	<b>29,995,303</b>
---	-----------	-------------------

Amounts reported for governmental activities in the statement of net position are different from amounts reported in governmental funds due to the following:

Capital assets: In governmental funds, only current assets are reported. In the statement of net position, all assets are reported, including capital assets and accumulated depreciation. Capital assets and accumulated depreciation are:

Capital Assets	\$ 164,478,914	
Accumulated Depreciation	(66,856,566)	
Net		97,622,348

Deferred outflows and inflows of resources relating to other post employment benefits (OPEB): In governmental funds, deferred outflows and inflows of resources relating to other post employment benefits are not reported because they are applicable to future periods. In the statement of net position, deferred outflows and inflows of resources relating to other post employment benefits are reported. Net deferred outflows and deferred inflows are:	(1,056,559)
--	-------------

Deferred outflows and inflows of resources relating to pensions: In governmental funds, deferred outflows and inflows of resources relating to pensions are not reported because they are applicable to future periods. In the statement of net position, deferred outflows and inflows of resources relating to pensions are reported. Net deferred outflows and deferred inflows are:	7,037,630
---	-----------

Unamortized costs: In governmental funds, any gain or loss that results from debt refunding activities is recognized in the current year. In the government-wide statements, the gain or loss is deferred and amortized as interest over the life of the new or refunded debt, whichever period is shorter. The deferred amount from refunding, reported as deferred outflows of resources, was:	1,867,585
--	-----------

Unmatured interest on long-term debt: In governmental funds, interest on long-term debt is not recognized until the period in which it matures and is paid. In the government-wide statements of activities, it is recognized in the period that it is incurred. The additional liability for unmaturing interest owed at the end of the period was:	(1,037,181)
--	-------------

Long-term liabilities: In governmental funds, only current liabilities are reported. In the statement of net position, all liabilities, including long-term liabilities, are reported. Long-term liabilities reported at the end of the period are:

Compensated Absences	\$ 192,955	
General Obligation Bonds	72,185,000	
Bond Premium	2,125,312	
Net OPEB Liability	2,379,355	
Net Pension Liabilities	43,573,989	
		(120,456,611)

<b>Total Net Position - Governmental Activities</b>	<b>\$</b>	<b>13,972,515</b>
---	-----------	-------------------

---

THE ACCOMPANYING NOTES ARE AN INTEGRAL PART OF THESE STATEMENTS

**LOS GATOS UNION SCHOOL DISTRICT**  
**STATEMENT OF REVENUES, EXPENDITURES, AND**  
**CHANGES IN FUND BALANCES**  
**GOVERNMENTAL FUNDS**  
**FOR THE FISCAL YEAR ENDED JUNE 30, 2021**

	<u>General</u>	<u>Bond Interest and Redemption</u>	<u>Non-Major Governmental Funds</u>	<u>Total Governmental Funds</u>
<b><u>Revenues</u></b>				
LCFF Sources:				
State Apportionment / Transfers	\$ 698,361			\$ 698,361
Local Taxes	33,913,473			33,913,473
Total LCFF Sources	34,611,834			34,611,834
Federal Revenue	1,399,021	\$ 144,215	\$ 484,553	2,027,789
State Revenue	4,117,613	16,998	72,658	4,207,269
Local Revenue	7,443,340	7,160,779	4,077,765	18,681,884
Total Revenues	47,571,808	7,321,992	4,634,976	59,528,776
<b><u>Expenditures</u></b>				
Current:				
Instruction	29,794,631			29,794,631
Supervision of Instruction	1,086,307			1,086,307
Instructional Library and Technology	366,267			366,267
School Site Administration	2,840,949			2,840,949
Home-To-School Transportation	56,957			56,957
Food Services	41,707		706,991	748,698
Other Pupil Services	2,364,946			2,364,946
Data Processing Services	825,857			825,857
Other General Administration	2,378,048		3,981	2,382,029
Plant Services	4,521,109			4,521,109
Facilities Acquisition and Construction	4,946		1,910,782	1,915,728
Ancillary Services			13,295	13,295
Other Outgo	15,155			15,155
Debt Service:				
Principal Retirement		4,470,000		4,470,000
Interest and Issuance Costs		2,615,762		2,615,762
Total Expenditures	44,296,879	7,085,762	2,635,049	54,017,690
Excess of Revenues Over (Under) Expenditures	3,274,929	236,230	1,999,927	5,511,086
<b><u>Other Financing Sources (Uses)</u></b>				
Operating Transfers In			118,100	118,100
Operating Transfers Out	(118,100)			(118,100)
Total Other Financing Sources (Uses)	(118,100)	0	118,100	0
Net Change in Fund Balances	3,156,829	236,230	2,118,027	5,511,086
Fund Balances - July 1, 2020	14,272,278	6,288,311	3,923,628	24,484,217
Fund Balances - June 30, 2021	\$ 17,429,107	\$ 6,524,541	\$ 6,041,655	\$ 29,995,303

THE ACCOMPANYING NOTES ARE AN INTEGRAL PART OF THESE STATEMENTS



**LOS GATOS UNION SCHOOL DISTRICT**  
**RECONCILIATION OF THE GOVERNMENTAL FUNDS STATEMENT OF REVENUES, EXPENDITURES,**  
**AND CHANGES IN FUND BALANCES TO THE STATEMENT OF ACTIVITIES**  
**FOR THE FISCAL YEAR ENDED JUNE 30, 2021**

---

**Net Change in Fund Balances - Governmental Funds** **\$ 5,511,086**

Amounts reported for governmental activities in the statement of activities are different from amounts reported in governmental funds due to the following:

Capital outlay: In governmental funds, the costs of capital assets are reported as expenditures in the period when the assets are acquired. In the statement of activities, costs of capital assets are allocated over their useful lives as depreciation expense. The difference between capital outlay expenditures and depreciation expense for the period is:

Capital Outlays	\$	1,915,728	
Depreciation Expense		(4,437,709)	
Net			(2,521,981)

Pension liabilities: In governmental funds, pension costs are recognized when employer contributions are made. In the statement of activities, pensions costs are recognized on the accrual-basis. This year, the difference between accrual-basis pension costs and actual employer contributions was: (1,589,308)

Compensated absences: In governmental funds, compensated absences are measured by the amounts paid during the period. In the statements of activities, compensated absences are measured by the amounts earned during the fiscal year. The difference between amounts paid and amounts earned was: (23,545)

Post employment benefits other than pensions (OPEB): In governmental funds, OPEB costs are recognized when employer contributions are made. In the statement of activities, OPEB costs are recognized on the accrual basis. This year, the difference between OPEB costs accrued and employer contributions was: 78,630

Amortization of debt issue premium or discount or deferred gain or loss from debt refunding: In governmental funds, if debt is issued at a premium or discount, the premium or discount is recognized as Other Financing Sources or Other Financing Uses in the period it is incurred. In the government-wide statements, the premium or discount, plus any deferred gain or loss from debt refunding, is amortized as interest over the life of the debt. The net premiums, discount, or gain or loss on debt refunding activities and the amortization for the period are: 74,077

Debt service: In governmental funds, repayments of long-term debt are reported as expenditures. In the government-wide statements, repayments of long-term debt are reported as reductions of liabilities. Expenditures for repayment of the principal portion of long-term debt were: 4,470,000

Unmatured interest on long-term debt: In governmental funds, interest on long-term debt is recognized in the period that it becomes due. In the government-wide statement of activities, interest expense is recognized in the period that it is incurred. Unmatured interest owed at the end of the period, less matured interest paid during the period but owed from the prior period, was: 50,073

**Change in Net Position of Governmental Activities** **\$ 6,049,032**

---

THE ACCOMPANYING NOTES ARE AN INTEGRAL PART OF THESE STATEMENTS

**LOS GATOS UNION SCHOOL DISTRICT**  
**NOTES TO THE BASIC FINANCIAL STATEMENTS**  
**FOR THE FISCAL YEAR ENDED JUNE 30, 2021**

---

**NOTE 1 - SIGNIFICANT ACCOUNTING POLICIES**

**A. Financial Reporting Entity**

The Los Gatos Union School District (the "District") is a public educational agency operating under the applicable laws and regulations of the State of California. It is governed by a five member Board of Trustees elected by registered voters of the District, which comprises an area in Santa Clara County. The District was established in 1863 and serves students in kindergarten through grade eight.

The District accounts for its financial transactions in accordance with the policies and procedures of the Department of Education's *California School Accounting Manual*. The accounting policies of the District conform to generally accepted accounting principles as prescribed by the Governmental Accounting Standards Board (GASB) and the American Institute of Certified Public Accountants (AICPA).

A reporting entity is comprised of the primary government, component units, and other organizations that are included to ensure the financial statements are not misleading. The primary government of the District consists of all funds, departments, boards, and agencies that are not legally separate from the District. For Los Gatos Union School District, this includes general operations, food service, and student related activities of the District.

Component units are legally separate organizations for which the District is financially accountable. Component units may also include organizations that are fiscally dependent on the District in that the District approves their budget, the issuance of their debt or the levying of their taxes. In addition, component units are other legally separate organizations for which the District is not financially accountable but the nature and significance of the organization's relationship with the District is such that exclusion would cause the District's financial statements to be misleading or incomplete. The District has identified no organizations that are required to be reported as component units.

**B. Implementation of New Accounting Pronouncements**

In January 2017, the Governmental Accounting Standard Board (GASB) issued GASB Statement No. 84 (GASB 84), *Fiduciary Activities*, with required implementation for the District during the fiscal year ended June 30, 2021. The objective of this statement is to improve guidance regarding the identification of fiduciary activities for accounting and financial reporting purposes and how those activities should be reported. The statement establishes criteria for identifying fiduciary activities of all state and local governments. The focus of the criteria generally is on whether a government is controlling the assets of the fiduciary activity and the beneficiaries with whom a fiduciary relationship exists. The effect on the beginning net position and fund balance that resulted from implementing GASB 84 is presented in Note 16.

**LOS GATOS UNION SCHOOL DISTRICT**  
**NOTES TO THE BASIC FINANCIAL STATEMENTS**  
**FOR THE FISCAL YEAR ENDED JUNE 30, 2021**

---

**NOTE 1 - SIGNIFICANT ACCOUNTING POLICIES**

**C. Basis of Presentation**

**Government-wide Financial Statements:**

The government-wide financial statements (i.e., the Statement of Net Position and the Statement of Activities) report information on all of the non-fiduciary activities of the District.

The government-wide financial statements are prepared using the economic resources measurement focus. This is the same approach used in the preparation of the fiduciary fund financial statements but differs from the manner in which governmental fund financial statements are prepared. Governmental fund financial statements, therefore, include a reconciliation with brief explanations to better identify the relationship between the government-wide statements and the statements for the governmental funds.

The government-wide statement of activities presents a comparison between direct expenses and program revenues for each function or program of the District's governmental activities.

Direct expenses are those that are specifically associated with a service, program, or department and are therefore clearly identifiable to a particular function. The District does not allocate indirect expenses to functions in the statement of activities. Program revenues include charges paid by the recipients of goods or services offered by a program, as well as grants and contributions that are restricted to meeting the operational or capital requirements of a particular program.

Revenues which are not classified as program revenues are presented as general revenues of the District, with certain exceptions. The comparison of direct expenses with program revenues identifies the extent to which each governmental function is self-financing or draws from the general revenues of the District.

**Fund Financial Statements:**

Fund financial statements report detailed information about the District. The focus of governmental fund financial statements is on major funds rather than reporting funds by type. Each major governmental fund is presented in a separate column, and all non-major funds are aggregated into one column.

The accounting and financial treatment applied to a fund is determined by its measurement focus. All governmental funds are accounted for using a flow of current financial resources measurement focus. With this measurement focus, only current assets and current liabilities are generally included on the balance sheet. The Statement of Revenues, Expenditures, and Changes in Fund Balances for these funds present increases (i.e., revenues and other financing sources) and decreases (i.e., expenditures and other financing uses) in net current assets.

**LOS GATOS UNION SCHOOL DISTRICT**  
**NOTES TO THE BASIC FINANCIAL STATEMENTS**  
**FOR THE FISCAL YEAR ENDED JUNE 30, 2021**

---

**NOTE 1 - SIGNIFICANT ACCOUNTING POLICIES (CONTINUED)**

**D. Basis of Accounting**

Basis of accounting refers to when revenues and expenditures are recognized in the accounts and reported in the financial statements. Government-wide financial statements are prepared using the accrual basis of accounting. Governmental funds use the modified accrual basis of accounting.

**Revenues - Exchange and Non-exchange Transactions:**

Revenue resulting from exchange transactions, in which each party gives and receives essentially equal value, is recorded under the accrual basis when the exchange takes place. Under the modified accrual basis, revenue is recorded in the fiscal year in which the resources are measurable and become available. "Available" means the resources will be collected within the current fiscal year or are expected to be collected soon enough thereafter to be used to pay liabilities of the current fiscal year. For the District, "available" means collectible within the current period or within 45, 60, 90 days after year-end, depending on the revenue source. However, to achieve comparability of reporting among California Districts and so as not to distort normal revenue patterns, with specific respect to reimbursement grants and corrections to state apportionments, the California Department of Education has defined available as collectible within one year.

Non-exchange transactions, in which the District receives value without directly giving equal value in return, include property taxes, grants, and entitlements. Under the accrual basis, revenue from property taxes is recognized in the fiscal year for which the taxes are levied. Revenue from grants and entitlements is recognized in the fiscal year in which all eligibility requirements have been satisfied. Eligibility requirements include timing requirements, which specify the year when the resources are to be used or the fiscal year when use is first permitted; matching requirements, in which the District must provide local resources to be used for a specific purpose; and expenditure requirements, in which the resources are provided to the District on a reimbursement basis. Under the modified accrual basis, revenue from non-exchange transactions must also be available before it can be recognized.

**Unearned Revenue:**

Unearned revenue arises when assets are received before revenue recognition criteria have been satisfied. Grants and entitlements received before eligibility requirements are met are recorded as unearned revenue. On governmental fund financial statements, receivables associated with non-exchange transactions that will not be collected within the availability period have also been recorded as unearned revenue.

**Expenses/Expenditures:**

On an accrual basis of accounting, expenses are recognized at the time a liability is incurred. On the modified accrual basis of accounting, expenditures are generally recognized in the accounting period in which the related fund liability is incurred, as under the accrual basis of accounting. However, under the modified accrual basis of accounting, debt service expenditures, as well as expenditures related to compensated absences and claims and judgments, are recorded only when payment is due.

**LOS GATOS UNION SCHOOL DISTRICT**  
**NOTES TO THE BASIC FINANCIAL STATEMENTS**  
**FOR THE FISCAL YEAR ENDED JUNE 30, 2021**

---

**NOTE 1 - SIGNIFICANT ACCOUNTING POLICIES (CONTINUED)**

**D. Basis of Accounting (Concluded)**

Allocations of cost, such as depreciation and amortization, are not recognized in the governmental funds. When both restricted and unrestricted resources are available for use, it is the District's policy to use restricted resources first, then unrestricted resources as they are needed.

**E. Fund Accounting**

The accounts of the District are organized on the basis of funds, each of which is considered to be a separate accounting entity. The operations of each fund are accounted for with a separate set of self-balancing accounts that comprise its assets, liabilities, fund equity or retained earnings, revenues, and expenditures or expenses, as appropriate. District resources are allocated to and accounted for in individual funds based upon the purpose for which they are to be spent and the means by which spending activities are controlled. The District maintains the following governmental fund types:

*General Fund* - The general fund is used to account for and report all financial resources not accounted for and reported in another fund.

*Special Revenue Funds* - Special revenue funds are used to account for and report the proceeds of specific revenue sources that are restricted or committed to expenditure for specified purposes other than debt service or capital projects. Other resources also may be reported in the fund if those resources are restricted, committed, or assigned to the specified purpose of the fund.

*Debt Service Funds* - Debt service funds are used to account for and report financial resources that are restricted, committed, or assigned to expenditure for principal and interest.

*Capital Projects Funds* - Capital projects funds are used to account for and report financial resources that are restricted, committed, or assigned to expenditure for capital outlays, including the acquisition or construction of capital facilities and other capital assets.

The District's funds are organized into major and non-major, as follows:

**Major Governmental Funds:**

*General Fund* is the general operating fund of the District.

*Bond Interest and Redemption Fund* is used to account for the accumulation of resources for the repayment of District bonds, interest, and related costs.

**Non-Major Governmental Funds:**

*Cafeteria Fund* is used to account for revenues received and expenditures made to operate the District's cafeteria program.

**LOS GATOS UNION SCHOOL DISTRICT**  
**NOTES TO THE BASIC FINANCIAL STATEMENTS**  
**FOR THE FISCAL YEAR ENDED JUNE 30, 2021**

---

**NOTE 1 - SIGNIFICANT ACCOUNTING POLICIES (CONTINUED)**

**E. Fund Accounting (Concluded)**

Non-Major Governmental Funds: (Concluded)

*Student Activity Fund* is to account for the raising and expending of money to promote the general welfare, and educational experience of the student body.

*Capital Facilities Fund* is used to account for resources received from developer impact fees assessed under provisions of the California Environmental Quality Act (CEQA)

*Capital Projects - Special Reserve Fund* is used to accumulate funds for major maintenance and capital outlay projects of the District. The proceeds from rental activities and major dispositions of District property are accounted for in this fund, when applicable.

**F. Budgets and Budgetary Accounting**

Annual budgets are adopted on a basis consistent with accounting principles generally accepted in the United States of America for all governmental funds. By state law, the District's Governing Board must adopt a final budget no later than July 1. A public hearing must be conducted to receive comments prior to adoption. The District's Board of Trustees satisfied these requirements.

These budgets are revised by the District's Board of Trustees and Superintendent during the year to give consideration to unanticipated income and expenditures. The original and final revised budget is presented for the General Fund as required supplementary information on page 55.

Formal budgetary integration was employed as a management control device during the year for all budgeted funds. The District employs budget control by minor object and by individual appropriation accounts. Expenditures cannot legally exceed appropriations by major object account.

**G. Use of Estimates**

The preparation of financial statements in conformity with accounting principles generally accepted in the United States of America requires management to make estimates and assumptions that affect certain reported amounts and disclosures. Accordingly, actual results could differ from those estimates.

**H. Encumbrances**

Encumbrance accounting is used in all budgeted funds to reserve portions of applicable appropriations for which commitments have been made. Encumbrances are recorded for purchase orders, contracts, and other commitments when they are written. Encumbrances are liquidated when the commitments are paid. All encumbrances are liquidated at June 30.

**LOS GATOS UNION SCHOOL DISTRICT**  
**NOTES TO THE BASIC FINANCIAL STATEMENTS**  
**FOR THE FISCAL YEAR ENDED JUNE 30, 2021**

---

**NOTE 1 - SIGNIFICANT ACCOUNTING POLICIES (CONTINUED)**

I. Assets, Deferred Outflows of Resources, Liabilities, Deferred Inflows of Resources, and Fund Equity

1. Deposits and Investments

The District is authorized to maintain cash in banks and revolving funds that are insured to \$250,000 by the Federal Depository Insurance Corporation (FDIC). The District is considered to be an involuntary participant in an external investment pool as the District is required to deposit all receipts and collections of monies with their County Treasurer (Education Code Section 41001). The County is authorized to deposit cash and invest excess funds by California *Government Code* Section 53648 et seq. The funds maintained by the County are either secured by the FDIC or are collateralized.

The District is authorized under California Government Code to make direct investments in local agency bonds, notes, or warrants within the State; U.S. Treasury instruments; registered State warrants or treasury notes; securities of the U.S. Government, or its agencies; bankers acceptances; commercial paper; certificates of deposit placed with commercial banks and/or savings and loan companies; repurchase or reverse repurchase agreements; medium term corporate notes; shares of beneficial interest issued by diversified management companies; certificates of participation; obligations with first priority security; and collateralized mortgage obligations.

Investments with original maturities greater than one year are stated at fair value. Fair value is estimated based on quoted market prices at year-end. All investments not required to be reported at fair value are stated at cost or amortized cost.

2. Prepaid Expenses/Expenditures

The District has the option of reporting expenditures in governmental funds for prepaid items either when purchased or during the benefiting period. The District has chosen to recognize expenditures during the benefiting period. Reported prepaid expenses/expenditures are equally offset by a reserve, which indicates that these amounts are not available for appropriation.

3. Capital Assets

Capital assets purchased or acquired with an original cost of \$5,000 or more are reported at historical cost or estimated historical cost. Contributed assets are reported at fair market value as of the date received. Additions, improvements, and other capital outlays that significantly extend the useful life of an asset are capitalized. The costs of normal maintenance and repairs that do not add to the value of the assets or materially extend the asset's lives are not capitalized but are expensed as incurred. Depreciation on all capital assets is computed using a straight-line basis over the following estimated useful lives:

**LOS GATOS UNION SCHOOL DISTRICT**  
**NOTES TO THE BASIC FINANCIAL STATEMENTS**  
**FOR THE FISCAL YEAR ENDED JUNE 30, 2021**

---

**NOTE 1 - SIGNIFICANT ACCOUNTING POLICIES (CONTINUED)**

I. Assets, Deferred Outflows of Resources, Liabilities, Deferred Inflows of Resources, and Fund Equity (Continued)

3. Capital Assets (Concluded)

<u>Asset Class</u>	<u>Years</u>
Sites and Improvements	7-33
Buildings and Improvements	20-50
Furniture and Equipment	5-10

4. Deferred Outflows/Inflows of Resources

In addition to assets, the District will sometimes report a separate section for deferred outflows of resources. This separate financial statement element, deferred outflows of resources, represents a consumption of net position that applies to a future period and so will not be recognized as an outflow of resources (expense/expenditure) until then.

In addition to liabilities, the District will sometimes report a separate section for deferred inflows of resources. This separate financial statement element, deferred inflows of resources, represents an acquisition of net position that applies to a future period and so will not be recognized as an inflow of resources until that time.

5. Unearned Revenue

Cash received for federal and state special projects and programs is recognized as revenue to the extent that qualified expenditures have been incurred. Unearned revenue is recorded to the extent that cash received on specific projects and programs exceeds qualified expenditures.

6. Compensated Absences

All vacation pay is accrued when incurred in the government-wide financial statements.

Accumulated sick leave benefits are not recognized as liabilities of the District. The District's policy is to record sick leave as an operating expense in the period taken, since such benefits do not vest, nor is payment probable; however, unused sick leave is added to the creditable service period for calculation of retirement benefits when the employee retires.

7. Other Post Employment Benefits (OPEB)

For purposes of measuring the net OPEB liability, deferred outflows of resources and deferred inflows of resources related to OPEB, OPEB expense, information about the fiduciary net position of the District's OPEB Plan, and additions to/deductions from the District's fiduciary net position have been determined on the same basis as they are reported by the District. For this purpose, the District recognizes benefit payments when due and payable in accordance with the benefit terms. Investments are reported at fair value, except for money market investments and interest earning investment contracts that have a maturity of one year or less, which are reported at cost.



**LOS GATOS UNION SCHOOL DISTRICT**  
**NOTES TO THE BASIC FINANCIAL STATEMENTS**  
**FOR THE FISCAL YEAR ENDED JUNE 30, 2021**

---

**NOTE 1 - SIGNIFICANT ACCOUNTING POLICIES (CONTINUED)**

I. Assets, Deferred Outflows of Resources, Liabilities, Deferred Inflows of Resources, and Fund Equity (Continued)

8. Pensions

For purposes of measuring the net pension liability, deferred outflows of resources and deferred inflows of resources related to pensions, and pension expense, information about the fiduciary net position of the California State Teachers' Retirement System (CalSTRS) and California Public Employees' Retirement System (CalPERS), and additions to/deductions from the CalSTRS' and CalPERS' fiduciary net position have been determined on the same basis as they are reported by CalSTRS and CalPERS. For this purpose, benefit payments (including refunds of employee contributions) are recognized when due and payable in accordance with the benefit terms. Investments are reported at fair value.

9. Long-term Liabilities

In the government-wide financial statements, long-term debt and other long-term obligations are reported as long-term liabilities in the Statement of Net Position. Bond premiums are deferred and amortized over the life of the bonds. Bonds payable are reported net of applicable bond premium or discount. In the fund financial statements, governmental funds recognize bond premiums and discounts as well as bond issuance costs, during the year of issuance. The face amount of the debt issued, premiums, or discounts is reported as other financing sources or uses. Issuance costs, whether or not withheld from the actual debt proceeds received, are reported as expenditures.

10. Fund Balances

Governmental fund financial statements present fund balances based on classifications that comprise a hierarchy that is based primarily on the extent to which the District is bound to honor constraints on the specific purposes for which amounts in the respective governmental funds can be spent. The allowable classifications used in the governmental fund financial statements are as follows:

*Nonspendable Fund Balance* consists of funds that cannot be spent due to their form (e.g., inventories and prepaids) or funds that legally or contractually must be maintained intact.

*Restricted Fund Balance* consists of funds that are mandated for a specific purpose by external parties, constitutional provisions or enabling legislation.

*Committed Fund Balance* consists of funds that are set aside for a specific purpose by the district's highest level of decision-making authority (Board of Trustees). Formal action must be taken prior to the end of the fiscal year. The same formal action must be taken to remove or change the limitations placed on the funds.

**LOS GATOS UNION SCHOOL DISTRICT**  
**NOTES TO THE BASIC FINANCIAL STATEMENTS**  
**FOR THE FISCAL YEAR ENDED JUNE 30, 2021**

---

**NOTE 1 - SIGNIFICANT ACCOUNTING POLICIES (CONCLUDED)**

I. Assets, Deferred Outflows of Resources, Liabilities, Deferred Inflows of Resources, and Fund Equity (Continued)

10. Fund Balances (Concluded)

*Assigned Fund Balance* consists of funds that are set aside with the intent to be used for a specific purpose by the district's highest level of decision-making authority or a body or official that has been given the authority to assign funds. In accordance with board policy, the Chief Business Official has been given this authority.

*Unassigned Fund Balance* consists of excess funds that have not been classified in the previous four categories. All funds in this category are considered spendable resources. This category also provides the resources necessary to meet unexpected expenditures and revenue shortfalls. In accordance with board policy, the District intends to maintain a Reserve for Economic Uncertainties of at least 15% of the General Fund's annual total expenditures and other financing uses.

The District considers restricted fund balances to have been spent first when an expenditure is incurred for purposes for which both restricted and unrestricted fund balance is available. Similarly, when an expenditure is incurred for purposes for which amounts in any of the unrestricted classifications of fund balance could be used, the District considers committed amounts to be reduced first, followed by assigned amounts and then unassigned amounts.

11. Local Control Funding Formula (LCFF)/Property Tax

As part of the 2013-14 State Budget Act, the formula for determining the level of funding per student changed from the "revenue limit" formula to the "Local Control Funding Formula" (LCFF). The LCFF creates base, supplemental and concentration grants as the new general-purpose entitlement to replace most existing funding streams, including the State aid portion of the revenue limit and most State categorical programs from prior years. District funding under the LCFF is generally provided by a mix of State aid and local property taxes.

The County of Santa Clara is responsible for assessing, collecting, and apportioning property taxes to the District. Taxes are levied for each fiscal year on taxable real and personal property in the county. The levy is based on the assessed values as of the preceding January 1, which is also the lien date. Property taxes on the secured roll are due on November 1 and February 1, and taxes become delinquent after December 10 and April 10, respectively. Property taxes on the unsecured roll are due on the lien date (January 1) and become delinquent if unpaid by August 31.

Secured property taxes are recorded as revenue when apportioned, in the fiscal year of the levy. The county apportions secured property tax revenue in accordance with the alternative method of distribution prescribed by Section 4705 of the California *Revenue and Taxation Code*. This alternate method provides for crediting each applicable fund with its total secured taxes upon completion of the secured tax roll, approximately October 1 of each year.

**LOS GATOS UNION SCHOOL DISTRICT**  
**NOTES TO THE BASIC FINANCIAL STATEMENTS**  
**FOR THE FISCAL YEAR ENDED JUNE 30, 2021**

---

**NOTE 1 - SIGNIFICANT ACCOUNTING POLICIES (CONCLUDED)**

I. Assets, Deferred Outflows of Resources, Liabilities, Deferred Inflows of Resources, and Fund Equity (Concluded)

11. Local Control Funding Formula (LCFF)/Property Tax (Concluded)

The County Auditor reports the amount of the District's allocated property tax revenue to the California Department of Education. Property taxes are recorded as local LCFF sources by the District. The California Department of Education reduces the District's LCFF entitlement by the District's local property tax revenue. Any balance remaining is paid from the State General Fund and is known as LCFF State Aid.

Since the amount of property taxes received by the District exceeds the amount of the LCFF entitlement, the District is considered to be a "basic aid" school district and is permitted to keep all of its property tax revenue. In addition, as guaranteed by the California Constitution, the State must apportion \$120 per pupil to the District. However, the categorical aid that the District receives counts toward this requirement.

**NOTE 2 - DEPOSITS AND INVESTMENTS**

Deposits and investments as of June 30, 2021, are classified in the accompanying financial statements as follows:

	<u>Governmental Activities</u>
Cash on Hand and in Banks	\$ 20,894
Cash in Revolving Fund	5,485
County Pool Investments	<u>30,377,689</u>
Totals	<u><u>\$ 30,404,068</u></u>

Cash on Hand and in Banks

Cash on hand and in banks consists of all cash held by the District and all cash maintained in commercial bank accounts owned by the District, exclusive of amounts held in revolving funds.

Cash in Revolving Fund

Cash in revolving fund consists of all cash maintained in commercial bank accounts that are used as revolving funds.

**LOS GATOS UNION SCHOOL DISTRICT**  
**NOTES TO THE BASIC FINANCIAL STATEMENTS**  
**FOR THE FISCAL YEAR ENDED JUNE 30, 2021**

**NOTE 2 - DEPOSITS AND INVESTMENTS (CONTINUED)**

**County Pool Investments**

County pool investments consist of District cash held by the Santa Clara County Treasury that is invested in the county investment pool. The fair value of the District's investment in the pool is reported in the financial statements at amounts that are based upon the District's pro-rata share of the fair value provided by the County Treasurer for the entire portfolio (in relation to the amortized cost of that portfolio). The balance available for withdrawal is based on the accounting records maintained by the County Treasurer, which is recorded on the amortized cost basis.

**General Authorization**

Limitations as they relate to interest rate risk, credit risk, and concentration of credit risk are indicated in the schedule below:

Authorized Investment Type	Maximum Remaining Maturity	Maximum Percentage of Portfolio	Maximum Investment in One Issuer
Local Agency Bonds, Notes, Warrants	5 years	None	None
Registered State Bonds, Notes, Warrants	5 years	None	None
U.S. Treasury Obligations	5 years	None	None
U.S. Agency Securities	5 years	None	None
Banker's Acceptance	180 days	40%	30%
Commercial Paper	270 days	25%	10%
Negotiable Certificates of Deposit	5 years	30%	None
Repurchase Agreements	1 year	None	None
Reverse Repurchase Agreements	92 days	20% of base	None
Medium-Term Notes	5 years	30%	None
Mutual Funds	N/A	20%	10%
Money Market Mutual Funds	N/A	20%	10%
Mortgage Pass-Through Securities	5 years	20%	None
County Pooled Investment Funds	N/A	None	None
Local Agency Investment Fund (LAIF)	N/A	None	None
Joint Powers Authority Pools	N/A	None	None

**Interest Rate Risk**

Interest rate risk is the risk that changes in market interest rates will adversely affect the fair value of an investment. Generally, the longer the maturity of an investment, the greater the sensitivity of its fair value to changes in market interest rates. The District does not have a formal investment policy that limits investment maturities as a means of managing its exposure to fair value losses arising from increasing interest rates. The District manages its exposure to interest rate risk by investing in the Santa Clara County investment pool.

**LOS GATOS UNION SCHOOL DISTRICT**  
**NOTES TO THE BASIC FINANCIAL STATEMENTS**  
**FOR THE FISCAL YEAR ENDED JUNE 30, 2021**

---

**NOTE 2 - DEPOSITS AND INVESTMENTS (CONTINUED)**

**Weighted Average Maturity**

The District monitors the interest rate risk inherent in its portfolio by measuring the weighted average maturity of its portfolio. Information about the weighted average maturity of the District's portfolio is presented in the following schedule:

<u>Investment Type</u>	<u>Carrying Value</u>	<u>Fair Value</u>	<u>Weighted Average Days to Maturity</u>
County Pool Investments	\$ 30,377,689	\$ 30,498,953	615

**Credit Risk**

Credit risk is the risk that an issuer of an investment will not fulfill its obligation to the holder of the investment. This is measured by the assignment of a rating by a nationally recognized statistical rating organization. Investments in the County Treasury are not required to be rated.

**Custodial Credit Risk - Deposits**

This is the risk that in the event of a bank failure, the District's deposits may not be returned to it. The District does not have a policy for custodial credit risk for deposits. However, the Government Code requires that a financial institution secure deposits made by state or local governmental units by pledging securities in an undivided collateral pool held by a depository regulated under state law (unless so waived by the governmental unit). The market value of the pledged securities in the collateral pool must equal at least 110 percent of the total amount deposited by the public agencies. California law also allows financial institutions to secure public deposits by pledging first trust deed mortgage notes having a value of 150 percent of the secured public deposits and letters of credit issued by the Federal Home Loan Bank of San Francisco having a value of 105 percent of the secured deposits. As of June 30, 2021, the District's bank balance was not exposed to custodial credit risk.

**Fair Value Measurements**

The District categorizes the fair value measurements of its investments based on the hierarchy established by generally accepted accounting principles. The fair value hierarchy, which has three levels, is based on the valuation inputs used to measure an asset's fair value. The following provides a summary of the hierarchy used to measure fair value:

Level 1 - Quoted prices in active markets for identical assets that the District has the ability to access at the measurement date. Level 1 assets may include debt and equity securities that are traded in an active exchange market and that are highly liquid and are actively traded in over-the-counter markets.

**LOS GATOS UNION SCHOOL DISTRICT**  
**NOTES TO THE BASIC FINANCIAL STATEMENTS**  
**FOR THE FISCAL YEAR ENDED JUNE 30, 2021**

**NOTE 2 - DEPOSITS AND INVESTMENTS (CONCLUDED)**

**Fair Value Measurements (Concluded)**

Level 2 - Observable inputs other than Level 1 prices such as quoted prices for similar assets in active markets, quoted prices for identical or similar assets in markets that are not active, or other inputs that are observable, such as interest rates and curves observable at commonly quoted intervals, implied volatilities, and credit spreads. For financial reporting purposes, if an asset has a specific term, a Level 2 input is required to be observable for substantially the full term of the asset.

Level 3 - Unobservable inputs should be developed using the best information available under the circumstances, which might include the District's own data. The District should adjust that data if reasonable available information indicates that other market participants would use different data or certain circumstances specific to the District are not available to other market participants.

Uncategorized - Investments in the Santa Clara County Treasury Investment Pool are not measured using the input levels above because the District's transactions are based on a stable net asset value per share. All contributions and redemptions are transacted at \$1.00 net asset value per share.

The District's fair value measurements are as follows at June 30, 2021:

<u>Investment Type</u>	<u>Fair Value</u>	<u>Uncategorized</u>
County Pool Investments	<u>\$ 30,498,953</u>	<u>\$ 30,498,953</u>

All assets have been valued using a market approach, with quoted market prices.

**NOTE 3 - RECEIVABLES**

Receivables at June 30, 2021 consist of the following:

	<u>General Fund</u>	<u>Bond Interest and Redemption Fund</u>	<u>Non-Major Governmental Funds</u>	<u>Totals</u>
Federal Government	\$ 621,422		\$ 46,841	\$ 668,263
State Government	328,145		4,275	332,420
Local Governments	135,027			135,027
Interest	35,115	\$ 6,858	10,624	52,597
Miscellaneous	<u>366,338</u>		<u>20,313</u>	<u>386,651</u>
Totals	<u>\$ 1,486,047</u>	<u>\$ 6,858</u>	<u>\$ 82,053</u>	<u>\$ 1,574,958</u>

**LOS GATOS UNION SCHOOL DISTRICT**  
**NOTES TO THE BASIC FINANCIAL STATEMENTS**  
**FOR THE FISCAL YEAR ENDED JUNE 30, 2021**

**NOTE 4 - INTERFUND ACTIVITIES**

Interfund transactions are reported as either loans, services provided, reimbursements, or transfers. Loans are reported as interfund receivables and payables, as appropriate, and are subject to elimination upon consolidation. Services provided, deemed to be at market or near market rates, are treated as revenues and expenditures. Reimbursements occur when one fund incurs a cost, charges the appropriate benefiting fund, and reduces its related cost as a reimbursement. All other interfund transactions are treated as transfers.

**A. Balances Due From/Due To Other Funds**

Interfund balances at June 30, 2021 consisted of the following:

<u>Funds</u>	<u>Interfund Receivables</u>	<u>Interfund Payables</u>
General	\$ 8,100	
Cafeteria	3,777	\$ 8,100
Capital Facilities		3,777
	<u>          </u>	<u>          </u>
Totals	<u><u>\$ 11,877</u></u>	<u><u>\$ 11,877</u></u>

All interfund receivables and payables are scheduled to be paid within one year.

**B. Interfund Transfers**

Interfund transfers consist of operating transfers from funds receiving revenue to funds through which the resources are to be expended.

Interfund transfers for fiscal year 2020-21 were as follows:

<u>Funds</u>	<u>Operating Transfers In</u>	<u>Operating Transfers Out</u>
General		\$ 118,100
Cafeteria	118,100	
	<u>          </u>	<u>          </u>
Totals	<u><u>\$ 118,100</u></u>	<u><u>\$ 118,100</u></u>

Transfer from General Fund to Cafeteria Fund to supplement the child nutrition program.

**LOS GATOS UNION SCHOOL DISTRICT**  
**NOTES TO THE BASIC FINANCIAL STATEMENTS**  
**FOR THE FISCAL YEAR ENDED JUNE 30, 2021**

**NOTE 5 - CAPITAL ASSETS AND DEPRECIATION**

Capital asset activity for the year ended June 30, 2021, is shown below:

	Balances July 1, 2020	Additions	Deletions	Balances June 30, 2021
Capital Assets Not Being Depreciated:				
Land	\$ 241,224			\$ 241,224
Construction-in-Progress	0	\$ 1,915,728	\$ 1,321,173	594,555
Total Capital Assets Not Being Depreciated	241,224	1,915,728	1,321,173	835,779
Capital Assets Being Depreciated:				
Sites and Improvements	4,945,979			4,945,979
Buildings and Improvements	156,868,548	1,321,173		158,189,721
Furniture and Equipment	604,717		97,282	507,435
Total Capital Assets Being Depreciated	162,419,244	1,321,173	97,282	163,643,135
Less Accumulated Depreciation:				
Sites and Improvements	1,121,038	236,529		1,357,567
Buildings and Improvements	60,902,830	4,176,502		65,079,332
Furniture and Equipment	492,271	24,678	97,282	419,667
Total Accumulated Depreciation	62,516,139	4,437,709	97,282	66,856,566
Total Capital Assets Being Depreciated, Net	99,903,105	(3,116,536)	0	96,786,569
Governmental Activities Capital Assets, Net	\$ 100,144,329	\$ (1,200,808)	\$ 1,321,173	\$ 97,622,348

Depreciation expense was charged to governmental activities as follows:

Instruction	\$ 2,899,853
Instruction-Related Services	434,182
Pupil Services	303,285
General Administration	331,403
Plant Services	468,986
Total	<u>\$ 4,437,709</u>



**LOS GATOS UNION SCHOOL DISTRICT**  
**NOTES TO THE BASIC FINANCIAL STATEMENTS**  
**FOR THE FISCAL YEAR ENDED JUNE 30, 2021**

**NOTE 6 - GENERAL OBLIGATION BONDS**

The general obligation bonds are secured by the full faith and credit of the District. Santa Clara County is obligated to annually levy ad valorem taxes for the payment of interest on, and principal of, the bonds upon all property subject to taxation in the District.

As of June 30, 2021, the outstanding general obligation debt of the District, excluding \$2,125,312 of unamortized bond premiums, is as follows:

Date of Issue	Interest Rate %	Date of Maturity	Amount of Original Issue	Outstanding July 1, 2020	Redeemed Current Year	Outstanding June 30, 2021
10/19/11	2.00-4.75	8/1/26	\$ 28,190,000	\$ 14,550,000	\$ 2,310,000	\$ 12,240,000
5/25/11	2.00-4.75	8/1/35	11,360,000	5,760,000		5,760,000
5/25/11	3.25-5.10	8/1/25	4,340,000	3,390,000	420,000	2,970,000
12/20/11	3.20	8/1/30	22,220,000	19,580,000	825,000	18,755,000
11/27/12	2.00-4.00	8/1/37	15,200,000	7,705,000	365,000	7,340,000
10/21/14	2.00-5.00	8/1/32	17,210,000	15,200,000	240,000	14,960,000
12/17/15	2.00-5.00	8/1/32	11,390,000	10,470,000	310,000	10,160,000
Totals			<u>\$ 109,910,000</u>	<u>\$ 76,655,000</u>	<u>\$ 4,470,000</u>	<u>\$ 72,185,000</u>

The annual requirements to amortize the bonds payable, outstanding as of June 30, 2021, are as follows:

Year Ended June 30	Principal	Interest	Totals
2022	\$ 4,635,000	\$ 2,427,419	\$ 7,062,419
2023	4,815,000	2,249,978	7,064,978
2024	4,985,000	2,060,250	7,045,250
2025	5,205,000	1,842,154	7,047,154
2026	5,375,000	1,635,095	7,010,095
2027-2031	29,100,000	5,396,649	34,496,649
2032-2036	16,180,000	1,177,788	17,357,788
2037-2038	1,890,000	57,150	1,947,150
Totals	<u>\$ 72,185,000</u>	<u>\$ 16,846,483</u>	<u>\$ 89,031,483</u>

**NOTE 7 - OTHER POST EMPLOYMENT BENEFITS (OPEB)**

Los Gatos Union School District's Other Post Employment Benefits Plan (Plan) is a single employer defined benefit health care plan administered by the District. The Plan does not issue stand-alone financial report.

**LOS GATOS UNION SCHOOL DISTRICT**  
**NOTES TO THE BASIC FINANCIAL STATEMENTS**  
**FOR THE FISCAL YEAR ENDED JUNE 30, 2021**

**NOTE 7 - OTHER POST EMPLOYMENT BENEFITS (OPEB) (CONTINUED)**

**Plan Description/Benefits Provided**

The Plan provides medical, dental and vision coverage to employees who retire from active status with a specified minimum age and years of service, and who are eligible for pension benefits under either the California State Teachers' Retirement System (CalSTRS) or California Public Employees' Retirement System (CalPERS).

Following is a description of the current retiree benefit plan. Management benefits follow those for the applicable unit:

	<b>Management</b>	<b>Certificated</b>	<b>Classified</b>
<b>Benefits provided</b>	Medical, Dental, Vision, and Life Insurance	Medical, Dental, Vision, and Life Insurance	Medical, Dental, Vision, and Life Insurance
<b>Duration of benefits</b>	To age 65	To age 65	To age 65
<b>Required service</b>	10 years *	10 years *	10 years *
<b>Minimum age</b>	55	55	55
<b>Dependent coverage</b>	Yes *	Yes *	Yes *
<b>District contribution</b>	100%	100%	100%
<b>District cap</b>	Premium in Provider's Service Area	Premium in Provider's Service Area	Premium in Provider's Service Area

\* Ten years' service entitles the retiree to "retiree-only" coverage. For 15 years of service or more, the retiree also qualifies to cover their spouse.

Employees hired after June 30, 2010 are not eligible for this Plan.

Plan benefits and contribution requirements for both the employee and the District are established by labor agreements. All contracts may be renegotiated at various times in the future, and thus, benefits and costs are subject to change.

**Employees Covered by Benefit Terms**

The number of employees covered by the benefit terms of the Plan as of June 30, 2020 are as follows:

Inactive employees currently receiving benefit payments	16
Inactive employees entitled to but not yet receiving benefit payments	0
Active employees	127
Total number of participants	143

**LOS GATOS UNION SCHOOL DISTRICT**  
**NOTES TO THE BASIC FINANCIAL STATEMENTS**  
**FOR THE FISCAL YEAR ENDED JUNE 30, 2021**

---

**NOTE 7 - OTHER POST EMPLOYMENT BENEFITS (OPEB) (CONTINUED)**

**OPEB Trust**

During fiscal year 2009-10, the District joined Self Insured Schools of California (SISC) GASB 45 Trust A, which was established to provide governmental agencies an investment mechanism for pre-funding future OPEB costs. SISC is an agent multiple-employer (52 agencies) plan as defined in GASB 74 with pooled administrative and investment functions. The Trust is administered by SISC. SISC issues a publicly available financial report that includes financial statements and required supplementary information for the Trust. That report may be obtained by writing to SISC GASB 45 Trust, P.O. Box 1847, Bakersfield, CA 93303-1847 or by calling (661) 636-4882.

Management of the Trust is vested in the SISC III Health and Welfare Benefits Program Board of Directors. As of June 30, 2021, the board had 25 members, who are elected from and by representatives of SISC III member districts.

**OPEB Plan Investments:** The Trust's investment policy required that the investment portfolio be well diversified to avoid undue exposure to any single economic sector, industry group, individual fund, or market segment. By actively investing in suitable retirement trust funds with a proven performance record, the investment portfolio focuses on growth and income through a balanced-type account of equities and fixed income, while reducing the effects of interest rate and market volatility. Assets shall only be invested in funds approved by the SISC Board and Administration. Funds may also be invested with California Local Agency Investment Fund and the County Treasury. The following was the Board of Director's adopted asset allocation policy as of June 30, 2021:

**Target Asset Allocation:** State statutes and Board policies allow investments in government and domestic debt, domestic, equities, mutual funds, and other investments. Trust A's policy in regard to the allocation of invested assets is established and may be amended by the SISC III Board of Directors by a majority vote of its members. It is the policy of the SISC III Board to pursue an investment strategy that reduces risk through the prudent diversification of the portfolio across a broad selection of distinct asset classes. Plan assets are managed on a total return basis. The policy is reviewed on an annual basis, and the SISC III Board of Directors must approve any modification made thereto.

Trust A's investment policy restricts the investment allocation of the plan. It is the guideline of the plan that assets will not exceed a maximum allocation percentage by category of: equities - 70%, fixed income - 70% and non-correlating assets - 20%. It is also understood that from time to time, this will fluctuate in either direction and can be rebalanced due to market conditions.

**Rate of Return:** For the fiscal years ended June 30, 2019 and June 30, 2020, the annual money-weighted rates of return on investments, net of investment expenses, were 4.15% and -1.65%, respectively. The money-weighted rate of return expresses investment performance, net of investment expense, adjusted for changing amounts actually invested.

**Net OPEB Liability**

The District's net OPEB liability of \$2,379,355 was measured as of June 30, 2020, and the total OPEB liability used to calculate the net OPEB liability was determined based on an actuarial valuation as of June 30, 2020.

**LOS GATOS UNION SCHOOL DISTRICT**  
**NOTES TO THE BASIC FINANCIAL STATEMENTS**  
**FOR THE FISCAL YEAR ENDED JUNE 30, 2021**

**NOTE 7 - OTHER POST EMPLOYMENT BENEFITS (OPEB) (CONTINUED)**

**Actuarial Assumptions**

The total OPEB liability was determined based on a financial reporting actuarial valuation as of June 30, 2020, using the following actuarial methods and assumptions:

Valuation Date	June 30, 2020
Measurement Date	June 30, 2020
Actuarial Cost Method	Entry Age Normal
Inflation	2.75%
Salary Increases	3.00%
Investment Rate of Return	6.50%, based on long-term return on plan assets
Health Care Cost Trend Rates	Medical, dental and vision premiums are assumed to increase 4.0% per year.

Mortality rates were based on the 2017 CalPERS experience study (for classified employees) and from the 2016 valuation of CalSTRS (certificated, management, and confidential employees).

Retirement rates were based on the 2017 CalPERS experience study (for classified employees) and from the 2016 valuation of CalSTRS (certificated, management, and confidential employees).

Turnover rates were based on the 2017 CalPERS experience study (for classified employees) and from the 2016 valuation of CalSTRS (certificated, management, and confidential employees).

The long-term expected rate of return on OPEB plan investments was determined to be SISC's expected long-term rate of return of 6.5%, which was determined by using a building-block method in which best-estimate ranges of expected future real rates of return (expected returns, net of OPEB plan investment expense and inflation) are developed for each major asset class. These ranges are combined to produce the long-term expected rate of return by weighting the expected future real rates of return by the target allocation percentage and by adding expected inflation. The target allocation and best estimates of the average geometric real rates of return for all major asset classes for the year ended June 30, 2020 are summarized in the following table:

<u>Asset Class</u>	<u>Assumed Asset Allocation</u>	<u>Long-Term Expected Real Rate of Return</u>
US Small / Medium / Large Cap	39%	-
Fixed Income	15%	-
International	12%	-
Emerging Markets	7%	-
Other	27%	-
Total	<u>100%</u>	<u>6.50%</u>

**LOS GATOS UNION SCHOOL DISTRICT**  
**NOTES TO THE BASIC FINANCIAL STATEMENTS**  
**FOR THE FISCAL YEAR ENDED JUNE 30, 2021**

**NOTE 7 - OTHER POST EMPLOYMENT BENEFITS (OPEB) (CONTINUED)**

*Changes in the Net OPEB Liability*

	Increase (Decrease)		
	Total OPEB Liability (a)	Plan Fiduciary Net Position (b)	Net OPEB Liability (a) - (b)
Balances - Beginning of Year	\$ 4,114,241	\$ 1,922,537	\$ 2,191,704
Changes for the year:			
Service cost	133,636		133,636
Interest on total OPEB liability	261,539		261,539
Differences between expected and actual experience	(30,271)		(30,271)
Contributions from employer		181,116	(181,116)
OPEB plan net investment income		(1,978)	1,978
Benefit payments	(181,116)	(181,116)	
OPEB plan administrative expenses		(1,885)	1,885
Net changes	183,788	(3,863)	187,651
Balances - End of Year	\$ 4,298,029	\$ 1,918,674	\$ 2,379,355

There were no changes in benefit terms or the discount rate since the June 30, 2020 valuation.

*Sensitivity of the District's Net OPEB Liability to Changes in the Discount Rate*

The following table presents the District's net OPEB liability as of the measurement date, calculated using the current discount rate of 6.50%, as well as what the District's net OPEB liability would be if it were calculated using a discount rate that is one percentage point lower (5.50%) or one percentage point higher (7.50%) than the current rate:

	Discount Rate 1% Decrease 5.50%	Discount Rate Current Rate 6.50%	Discount Rate 1% Increase 7.50%
District's net OPEB liability	\$ 2,735,058	\$ 2,379,355	\$ 2,055,995

*Sensitivity of the District's Net OPEB Liability to Changes in the Health Care Cost Trend Rates*

The following table presents the District's net OPEB liability as of the measurement date, calculated using the current health care cost trend rate of 4.00%, as well as what the District's net OPEB liability would be if it were calculated using a health care cost trend rate that is one percentage point lower (3.00%) or one percentage point higher (5.00%) than the current rate:

	Health Care Cost Trend Rate 3.00%	Health Care Cost Trend Rate 4.00%	Health Care Cost Trend Rate 5.00%
District's net OPEB liability	\$ 2,012,145	\$ 2,379,355	\$ 2,792,433

**LOS GATOS UNION SCHOOL DISTRICT**  
**NOTES TO THE BASIC FINANCIAL STATEMENTS**  
**FOR THE FISCAL YEAR ENDED JUNE 30, 2021**

**NOTE 7 - OTHER POST EMPLOYMENT BENEFITS (OPEB) (CONCLUDED)**

**OPEB Expense and Deferred Outflows of Resources and Deferred Inflows of Resources Related to OPEB**

For the year ended June 30, 2021, the District recognized OPEB expense of \$125,003. At June 30, 2021, the District reported deferred outflows of resources and deferred inflows of resources related to OPEB from the following sources:

	Deferred Outflows of Resources	Deferred Inflows of Resources
District contributions subsequent to the measurement date	\$ 199,739	
Differences between expected and actual experience		\$ 1,093,081
Changes of assumptions		238,356
Net differences between projected and actual earnings on OPEB plan investments	75,139	
Totals	<u>\$ 274,878</u>	<u>\$ 1,331,437</u>

The deferred outflows of resources related to District contributions subsequent to the measurement date will be recognized as a reduction of the net OPEB liability in the fiscal year ended June 30, 2021. Other amounts reported as deferred outflows of resources and deferred inflows of resources related to OPEBs will be recognized in OPEB expense as follows:

Year Ended June 30	
2021	\$ (147,151)
2022	(131,034)
2023	(124,913)
2024	(125,575)
2025	(150,953)
Thereafter	(576,672)

Differences between expected and actual experience and changes of assumptions are amortized over a closed period equal to the average remaining service life of plan members. Deferred outflows and inflows related to differences between projected and actual earnings on OPEB plan investments are netted and amortized over a closed 5-year period.

**NOTE 8 - RETIREMENT PLANS**

Qualified employees are covered under retirement plans maintained by agencies of the State of California. Certificated employees are eligible to participate under the multiple-employer, cost-sharing defined benefit plan administered by the California State Teachers' Retirement System (CalSTRS) and classified employees are eligible to participate under the multiple-employer, cost-sharing defined benefit plan administered by the California Public Employees' Retirement System (CalPERS).

**LOS GATOS UNION SCHOOL DISTRICT**  
**NOTES TO THE BASIC FINANCIAL STATEMENTS**  
**FOR THE FISCAL YEAR ENDED JUNE 30, 2021**

**NOTE 8 - RETIREMENT PLANS (CONTINUED)**

The District reported net pension liabilities, deferred outflows of resources, deferred inflows of resources, and pension expense in the accompanying government-wide financial statements as follows:

<u>Pension Plan</u>	<u>Net Pension Liabilities</u>	<u>Deferred Outflows of Resources</u>	<u>Deferred Inflows of Resources</u>	<u>Pension Expense</u>
CalSTRS	\$ 32,437,687	\$ 8,230,441	\$ 3,199,539	\$ 5,759,454
CalPERS	11,136,302	2,198,695	191,967	2,311,090
Totals	<u>\$ 43,573,989</u>	<u>\$ 10,429,136</u>	<u>\$ 3,391,506</u>	<u>\$ 8,070,544</u>

**A. California State Teachers' Retirement System (CalSTRS)**

**Plan Description**

The California State Teachers Retirement System (CalSTRS) provides pension benefits, including disability and survivor benefits, to California full-time and part-time public school teachers and certain other employees of the public school system. The Teachers' Retirement Law (California Education Code Section 22000 et seq.), as enacted and amended by the California Legislature and Governor, established the plan and CalSTRS as the administrator. The terms of the plan may be amended through legislation. CalSTRS issues publicly available reports that include a full description of the pension plan that can be found on the CalSTRS website.

**Benefits Provided**

The State Teachers' Retirement Plan (STRP) is a multiple-employer, cost-sharing defined benefit plan. The STRP holds assets for the exclusive purpose of providing benefits to members and beneficiaries of these programs. CalSTRS also uses plan assets to defray reasonable expenses for administering the STRP. Although CalSTRS is the administrator of the STRP, the State of California is the sponsor and obligor of the trust. In addition, the State is both an employer and nonemployer contributing entity to the STRP.

Membership is mandatory for all employees meeting certain statutory requirements and optional for all other employees performing creditable services activities. The Defined Benefit Program provides retirement benefits based on members' final compensation, age, and years of service credit. In addition, the retirement program provides benefits to members upon disability and to their survivors or beneficiaries upon the death of eligible members.

The STRP Defined Benefit Program has two benefit structures:

- CalSTRS 2% at 60: Members first hired on or before December 31, 2012, to perform services that could be creditable to CalSTRS.
- CalSTRS 2% at 62: Members first hired on or after January 1, 2013, to perform services that could be creditable to CalSTRS.

There are several differences between the two benefit structures and some of the differences are noted below.

**LOS GATOS UNION SCHOOL DISTRICT**  
**NOTES TO THE BASIC FINANCIAL STATEMENTS**  
**FOR THE FISCAL YEAR ENDED JUNE 30, 2021**

---

**NOTE 8 - RETIREMENT PLANS (CONTINUED)**

**A. California State Teachers' Retirement System (CalSTRS) (Continued)**

**Benefits Provided (Concluded)**

**CalSTRS 2% at 60**

CalSTRS 2% at 60 members are eligible for normal retirement at age 60, with a minimum of five years of credited service. The normal retirement benefit is equal to 2.0% of final compensation multiplied by the number of years of credited service. Early retirement options are available at age 55 with five years of credited service or as early as age 50 with 30 years of credited service. The age factor for retirements after age 60 increases with each quarter year of age to a maximum of 2.4% at age 63 or older. Members who have 30 years or more of credited service receive an additional increase of up to 0.2% to the age factor, up to the 2.4% maximum.

CalSTRS calculates retirement benefits based on one-year final compensation for members with 25 or more years of credited service, or for classroom teachers with fewer than 25 years of credited service if the employer entered into, extended, renewed, or amended an agreement prior to January 1, 2014, to elect to pay the additional benefit cost for all of its classroom teachers. One-year final compensation is a member's highest average annual compensation earnable for 12 consecutive months based on the creditable compensation that a member could earn in a school year while employed on a full-time basis. For most members with fewer than 25 years of credited service, final compensation is the highest average annual compensation earnable for any 36 consecutive months based on the creditable compensation that a member could earn in a school year while employed on a full-time basis.

**CalSTRS 2% at 62**

CalSTRS 2% at 62 members are eligible for normal retirement at age 62, with a minimum of five years of credited service. The normal retirement benefit is equal to 2.0% of final compensation multiplied by the number of years of credited service. An early retirement option is available at age 55. The age factor for retirement after age 62 increases with each quarter year of age to 2.4% at age 65 or older.

All CalSTRS 2% at 62 members have their final compensation based on their highest average annual compensation earnable for 36 consecutive months based on the creditable compensation that a member could earn in a school year while employed on a full-time basis.

**Contributions**

Required member, employer and state contribution rates are set by the California Legislature and the Governor and are detailed in the Teachers' Retirement Law. Current contribution rates were established by the CalSTRS Funding Plan, which was enacted with AB 1469 in June 2014. Current contribution rates have also been adjusted pursuant to SB 90 (June 2019) and AB 84 (June 2020). A summary of statutory contribution rates and other sources of contributions to the Defined Benefit Program are as follows:



**LOS GATOS UNION SCHOOL DISTRICT**  
**NOTES TO THE BASIC FINANCIAL STATEMENTS**  
**FOR THE FISCAL YEAR ENDED JUNE 30, 2021**

---

**NOTE 8 - RETIREMENT PLANS (CONTINUED)**

**A. California State Teachers' Retirement System (CalSTRS) (Continued)**

Contributions (Concluded)

Members: The CalSTRS member contribution rates were as follows: Under CalSTRS 2% at 60, the member contribution rate was 10.25% of applicable member earnings for fiscal year 2020-21. Under CalSTRS 2% at 62, the member contribution rate was 10.205% of applicable member earnings for fiscal year 2020-21.

Employers: The employer contribution rate was 16.15% of applicable member earnings for fiscal year 2020-21. This rate reflects a 2.95% reduction of the employer contribution rate for fiscal year 2020-21 pursuant to SB 90 and AB 84, than is required by the CalSTRS Funding Plan. The District contributed \$3,378,867 to the plan for the fiscal year ended June 30, 2021.

State: The contribution is calculated based on creditable compensation from two fiscal years prior. The base rate is 2.017%. As a result of the CalSTRS Funding Plan, the state is required to make additional contributions to pay down the unfunded liabilities associated with the benefit structure that was in place in 1990 prior to certain enhancements in benefits and reductions in contributions. The appropriation for these additional contributions is specified in subdivision (b) of Education Code Section 22955.1. The increased contributions end as of fiscal year 2045-46. Pursuant to AB 84, the state contribution rate will remain at 5.811% for fiscal year 2020-21. Including a 2.50% contribution for SBMA funding, the total state contribution to the defined benefit program was 10.328% for the fiscal year ended June 30, 2021. This rate does not include the impacts of supplemental state contributions pursuant to SB 90.

District's Proportionate Share of the Net Pension Liability, Pension Expense, Deferred Outflows of Resources, and Deferred Inflows of Resources Related to Pensions

At June 30, 2021, the District reported a liability for its proportionate share of the net pension liability that reflected a reduction for State pension support provided to the District. The amount recognized by the District as its proportionate share of the net pension liability, the related State support, and the total portion of the net pension liability associated with the District was as follows:

District's proportionate share of the net pension liability	\$ 32,437,687
State's proportionate share of the net pension liability associated with the District	<u>16,721,631</u>
Total net pension liability attributed to District	<u><u>\$ 49,159,318</u></u>

The net pension liability was measured as of June 30, 2020, and the total pension liability used to calculate the net pension liability was determined by an actuarial valuation as of June 30, 2019. The District's proportion of the net pension liability was based on the District's share of contributions to the pension plan relative to the contributions of all participating employers and the State. The District's proportionate share of the net pension liability as of June 30, 2020 and June 30, 2019 was as follows:

**LOS GATOS UNION SCHOOL DISTRICT**  
**NOTES TO THE BASIC FINANCIAL STATEMENTS**  
**FOR THE FISCAL YEAR ENDED JUNE 30, 2021**

**NOTE 8 - RETIREMENT PLANS (CONTINUED)**

**A. California State Teachers' Retirement System (CalSTRS) (Continued)**

**District's Proportionate Share of the Net Pension Liability, Pension Expense, Deferred Outflows of Resources, and Deferred Inflows of Resources Related to Pensions (Concluded)**

Proportion - June 30, 2020	0.0335%
Proportion - June 30, 2019	<u>0.0356%</u>
Change - Increase (Decrease)	<u>-0.0021%</u>

For the fiscal year ended June 30, 2021, the District recognized pension expense of \$5,759,454, which includes \$1,982,708 of support provided by the State. At June 30, 2021, the District reported deferred outflows of resources and deferred inflows of resources related to pensions from the following sources:

	<u>Deferred Outflows of Resources</u>	<u>Deferred Inflows of Resources</u>
District contributions subsequent to the measurement date	\$ 3,378,867	
Differences between expected and actual experience	59,208	\$ 951,309
Changes of assumptions	3,261,249	
Changes in employer's proportion and differences between the employer's contributions and the employer's proportionate share of contributions	802,127	2,248,230
Net differences between projected and actual earnings on plan investments	<u>728,990</u>	
Totals	<u>\$ 8,230,441</u>	<u>\$ 3,199,539</u>

The deferred outflows of resources related to District contributions subsequent to the measurement date will be recognized as a reduction of the net pension liability in the fiscal year ended June 30, 2022. Other amounts reported as deferred outflows of resources and deferred inflows of resources related to pensions will be recognized in pension expense as follows:

<u>Year Ended June 30</u>	
2022	\$ (104,231)
2023	725,730
2024	1,397,390
2025	212,038
2026	(320,262)
2027	(258,630)

Other than differences between projected and actual earnings on plan investments, deferred outflows and inflows of resources are amortized using a straight-line method over a closed period equal to the average of the expected remaining service lives of all plan members who are provided with pensions through CalSTRS (active and inactive), which is 7 years as of the beginning of the measurement period. Deferred outflows and inflows related to differences between projected and actual earnings on plan investments are netted and amortized over a closed 5-year period.

**LOS GATOS UNION SCHOOL DISTRICT**  
**NOTES TO THE BASIC FINANCIAL STATEMENTS**  
**FOR THE FISCAL YEAR ENDED JUNE 30, 2021**

---

**NOTE 8 - RETIREMENT PLANS (CONTINUED)**

**A. California State Teachers' Retirement System (CalSTRS) (Continued)**

**Actuarial Methods and Assumptions**

The total pension liability for the STRP was determined by applying update procedures to a financial reporting actuarial valuation as of June 30, 2019 and rolling forward the total pension liability to June 30, 2020. Significant actuarial methods and assumptions used in the financial reporting actuarial valuation to determine the total pension liability include:

Valuation Date	June 30, 2019
Experience Study	July 1, 2015 through June 30, 2018
Actuarial Cost Method	Entry Age Normal
Investment Rate of Return <sup>1</sup>	7.10%
Consumer Price Inflation	2.75%
Wage Growth	3.50%
Post-retirement Benefit Increases	2.00% simple for DB (Annually) Maintain 85% purchasing power level for DB

<sup>1</sup> Net of investment expenses, but gross of administrative expenses.

On January 31, 2020, the board adopted new actuarial assumptions for use in the funding actuarial valuation of the defined benefit plan. The new assumptions were reflected in the 2019 actuarial valuation. For full details on changes to the assumptions, see the CalSTRS 2020 Experience Analysis report available on the CalSTRS website.

The sections that follow provide additional discussion on key assumptions and methods for the valuation of the STRP.

**Discount Rate**

The discount rate used to measure the total pension liability was 7.10%. The projection of cash flows used to determine the discount rate assumed that contributions from plan members and employers are made at statutory contribution rates as previously described. Projected inflows from investment earnings were calculated using the long-term assumed investment rate of return of 7.10% and assume that contributions, benefit payments, and administrative expenses occur midyear. Based on those assumptions, the STRP's fiduciary net position was projected to be available to make all projected future benefit payments to current plan members. Therefore, the long-term assumed investment rate of return was applied to all periods of projected benefit payments to determine the total pension liability.

The long-term investment rate of return assumption was determined using a building-block method in which best-estimate ranges of expected future real rates of return (expected returns, net of pension plan investment expense and inflation) are developed for each major asset class. The best-estimate ranges were developed using capital market assumptions from CalSTRS investment staff and investment consultants as an input to the process.

**LOS GATOS UNION SCHOOL DISTRICT**  
**NOTES TO THE BASIC FINANCIAL STATEMENTS**  
**FOR THE FISCAL YEAR ENDED JUNE 30, 2021**

**NOTE 8 - RETIREMENT PLANS (CONTINUED)**

**A. California State Teachers' Retirement System (CalSTRS) (Continued)**

**Discount Rate (Concluded)**

The actuarial investment rate of return assumption was adopted by the board in January 2020 in conjunction with the most recent experience study. For each current and future valuation, CalSTRS' independent consulting actuary (Milliman) reviews the return assumption for reasonableness based on the most current capital market assumptions. Best estimates of expected 20-year geometrically linked real rates of return and the assumed asset allocation for each major asset class as of June 30, 2020, are summarized in the following table:

<u>Asset Class</u>	<u>Assumed Asset Allocation</u>	<u>Long-Term Expected Real Rate of Return*</u>
Public Equity	42%	4.80%
Fixed Income	15%	3.60%
Real Estate	13%	6.30%
Private Equity	12%	1.30%
Risk Mitigating Strategies	10%	1.80%
Inflation Sensitive	6%	3.30%
Cash / Liquidity	2%	-0.40%
Total	<u>100%</u>	

\* 20-year average

**Mortality**

CalSTRS uses a generational mortality assumption, which involves the use of a base mortality table and projection scales to reflect expected annual reductions in mortality rates at each age, resulting in increases of life expectancies each year into the future. The base mortality tables are CalSTRS custom tables derived to best fit the patterns of mortality among its members. The projection scale was set equal to 110% of the ultimate improvement factor from the Mortality Improvement Scale (MP-2019) table, issued by the Society of Actuaries.

**Sensitivity of the District's Proportionate Share of the Net Pension Liability to Changes in the Discount Rate**

The following table presents the District's proportionate share of the net pension liability as of the measurement date, calculated using the current discount rate of 7.10%, as well as what the District's proportionate share of the net pension liability would be if it were calculated using a discount rate that is one percentage point lower (6.10%) or one percentage point higher (8.10%) than the current rate:

	<u>Discount Rate 1% Decrease 6.10%</u>	<u>Discount Rate Current Rate 7.10%</u>	<u>Discount Rate 1% Increase 8.10%</u>
District's proportionate share of the net pension liability	\$ 49,008,826	\$ 32,437,687	\$ 18,755,878

**LOS GATOS UNION SCHOOL DISTRICT**  
**NOTES TO THE BASIC FINANCIAL STATEMENTS**  
**FOR THE FISCAL YEAR ENDED JUNE 30, 2021**

---

**NOTE 8 - RETIREMENT PLANS (CONTINUED)**

**A. California State Teachers' Retirement System (CalSTRS) (Concluded)**

**Pension Plan's Fiduciary Net Position**

Detailed information about the pension plan's fiduciary net position is available in the separately issued CalSTRS Comprehensive Annual Financial Report for the fiscal year ended June 30, 2020.

**B. California Public Employees' Retirement System (CalPERS)**

**Plan Description, Benefits Provided, and Employees Covered**

The District contributes to the School Employer Pool under the California Public Employees' Retirement System (CalPERS), a cost-sharing multiple-employer public employee retirement system defined benefit pension plan administered by the CalPERS. All employees who work at least half time or are appointed to a job that will last at least six months and one day are eligible for CalPERS. Benefits vest after five years. Employees are eligible to retire at or after age 50 having attained five years of credited service and are entitled to an annual retirement benefit, payable monthly for life. Employees hired after January 1, 2013 with five years of credit service must be at least age 52 to retire.

The Plan provides retirement, disability, and death benefits, and annual cost-of-living adjustments to plan members and beneficiaries. Benefit provisions are established by State statutes, as legislatively amended, within the Public Employees' Retirement Law. CalPERS issues publicly available reports that include a full description of the pension plans regarding benefit provisions, assumptions and membership information that can be found on the CalPERS website.

**Contributions**

Section 20814(c) of the California Public Employees' Retirement Law requires that the employer contribution rates for all public employers be determined on an annual basis by the actuary and shall be effective on the July 1 following notice of a change in the rate. The total plan contributions are determined through CalPERS' annual actuarial valuation process. The actuarially determined rate is the estimated amount necessary to finance the costs of benefits earned by employees during the year, with an additional amount to finance any unfunded accrued liability. The District is required to contribute the difference between the actuarially determined rate and the contribution rate of employees. Active plan members who entered into the plan prior to January 1, 2013 are required to contribute 7.0% of their salary, and new members entering into the plan on or after January 1, 2013 are required to contribute the higher of 50% of the total normal cost rate for their defined benefit plan or 7.0% of their salary. The District's contractually required contribution rate for the fiscal year ended June 30, 2021 was 20.70% of annual payroll. The District's contribution to CalPERS for the fiscal year ended June 30, 2021 was \$1,129,194.

**LOS GATOS UNION SCHOOL DISTRICT**  
**NOTES TO THE BASIC FINANCIAL STATEMENTS**  
**FOR THE FISCAL YEAR ENDED JUNE 30, 2021**

**NOTE 8 - RETIREMENT PLANS (CONTINUED)**

**B. California Public Employees' Retirement System (CalPERS) (Continued)**

**District's Proportionate Share of the Net Pension Liability, Pension Expense, Deferred Outflows of Resources, and Deferred Inflows of Resources Related to Pensions**

As of June 30, 2021, the District reported a liability of \$ for its proportionate share of the net pension liability. The net pension liability was measured as of June 30, 2020, and the total pension liability used to calculate the net pension liability was determined by an actuarial valuation as of June 30, 2019 rolled forward to June 30, 2020 using standard update procedures. The District's proportion of the net pension liability was based on a projection of the District's long-term share of contributions to the pension plan relative to the projected contributions of all participating employers, actuarially determined. The District's proportionate share of the net pension liability as of June 30, 2020 and June 30, 2019 was as follows:

Proportion - June 30, 2020	0.0363%
Proportion - June 30, 2019	<u>0.0360%</u>
Change - Increase (Decrease)	<u><u>0.0003%</u></u>

For the fiscal year ended June 30, 2021, the District recognized pension expense of \$2,311,090. At June 30, 2021, the District reported deferred outflows of resources and deferred inflows of resources related to pensions from the following sources:

	<u>Deferred Outflows of Resources</u>	<u>Deferred Inflows of Resources</u>
District contributions subsequent to the measurement date	\$ 1,129,194	
Differences between expected and actual experience	532,807	
Changes of assumptions	38,316	
Changes in employer's proportion and differences between the employer's contributions and the employer's proportionate share of contributions	247,073	\$ 191,967
Net differences between projected and actual earnings on plan investments	<u>251,305</u>	
Totals	<u><u>\$ 2,198,695</u></u>	<u><u>\$ 191,967</u></u>

**LOS GATOS UNION SCHOOL DISTRICT**  
**NOTES TO THE BASIC FINANCIAL STATEMENTS**  
**FOR THE FISCAL YEAR ENDED JUNE 30, 2021**

---

**NOTE 8 - RETIREMENT PLANS (CONTINUED)**

**B. California Public Employees' Retirement System (CalPERS) (Continued)**

*District's Proportionate Share of the Net Pension Liability, Pension Expense, Deferred Outflows of Resources, and Deferred Inflows of Resources Related to Pensions (Concluded)*

The deferred outflows of resources related to District contributions subsequent to the measurement date will be recognized as a reduction of the net pension liability in the fiscal year ended June 30, 2022. Other amounts reported as deferred outflows of resources and deferred inflows of resources related to pensions will be recognized in pension expense as follows:

Year Ended June 30	
2022	\$ 367,714
2023	291,772
2024	111,353
2025	106,695

Differences between expected and actual experience, changes in assumptions, and changes in employer's proportion and differences in employer's contributions and employer's proportionate share of contributions are amortized over a closed period equal to the average remaining service life of plan members, which is 4.1 years as of June 30, 2020. The net difference between projected and actual earnings on pension plan investments is amortized over a 5-year period on a straight-line basis.

*Actuarial Assumptions*

The total pension liability in the June 30, 2019 actuarial valuations were determined using the following actuarial methods and assumptions:

Valuation Date	June 30, 2019
Measurement Date	June 30, 2020
Actuarial Cost Method	Entry Age Normal
Actuarial Assumptions:	
Discount Rate	7.15%
Inflation	2.50%
Wage Growth	Varies
Investment Rate of Return	7.15%
Post Retirement Benefit Increase (1)	

(1) Contract COLA up to 2.00% until Purchasing Power Protection Allowance Floor on Purchasing Power applies, 2.50% thereafter

**LOS GATOS UNION SCHOOL DISTRICT**  
**NOTES TO THE BASIC FINANCIAL STATEMENTS**  
**FOR THE FISCAL YEAR ENDED JUNE 30, 2021**

---

**NOTE 8 - RETIREMENT PLANS (CONTINUED)**

**B. California Public Employees' Retirement System (CalPERS) (Continued)**

*Actuarial Assumptions (Concluded)*

Mortality rate table used was developed based on CalPERS specific data. The table includes 20 years of projected on-going mortality improvements using Scale BB published by the Society of Actuaries.

All other actuarial assumptions used in the June 30, 2019 valuation were based on the results of an actuarial experience study from 1997 to 2015. Further details of the experience study can be found on the CalPERS website.

*Discount Rate*

The discount rate used to measure the total pension liability was 7.15%. The projection of cash flows used to determine the discount rate assumed that contributions from plan members will be made at the current member contribution rates and that contributions from employers will be made at statutorily required rates, actuarially determined. Based on those assumptions, the Plan's fiduciary net position was projected to be available to make all projected future benefit payments of current plan members. Therefore, the long-term expected rate of return on plan investments was applied to all periods of projected benefit payments to determine the total pension liability.

The long-term expected rate of return on pension plan investments was determined using a building-block method in which expected future real rates of return (expected returns, net of pension plan investment expense and inflation) are developed for each major asset class.

In determining the long-term expected rate of return, CalPERS took into account both short-term and long-term market return expectations as well as the expected pension fund cash flows. Using historical and forecasted information for all the funds' asset classes, expected compound (geometric) returns were calculated over the short-term (first 10 years) and the long-term (11 + years) using a building-block approach. Using the expected nominal returns for both short-term and long-term, the present value of benefits was calculated for each fund. The expected rate of return was set by calculating the rounded single equivalent expected return that arrived at the same present value of benefits for cash flows as the one calculated using both short-term and long-term returns. The expected rate of return was then set equal to the single equivalent rate calculated above and adjusted to account for assumed administrative expenses.

The table below reflects expected real rates of return by asset class. The rates of return were calculated using the capital market assumptions applied to determine the discount rate.



**LOS GATOS UNION SCHOOL DISTRICT**  
**NOTES TO THE BASIC FINANCIAL STATEMENTS**  
**FOR THE FISCAL YEAR ENDED JUNE 30, 2021**

**NOTE 8 - RETIREMENT PLANS (CONCLUDED)**

**B. California Public Employees' Retirement System (CalPERS) (Concluded)**

**Discount Rate (Concluded)**

<u>Asset Class (1)</u>	<u>Assumed Asset Allocation</u>	<u>Real Return Years 1 - 10 (2)</u>	<u>Real Return Years 11+ (3)</u>
Global Equity	50.0%	4.80%	5.98%
Fixed Income	28.0%	1.00%	2.62%
Inflation Assets	0.0%	0.77%	1.81%
Private Equity	8.0%	6.30%	7.23%
Real Estate	13.0%	3.75%	4.93%
Liquidity	1.0%	0.00%	-0.92%
Total	100%		

(1) In the CalPERS CAFR, fixed income is included in global debt securities; liquidity is included in short-term investments; inflation assets are included in both global equity securities and global debt securities.

(2) An expected inflation of 2.00% used for this period.

(3) An expected inflation of 2.92% used for this period.

**Sensitivity of the District's Proportionate Share of the Net Pension Liability to Changes in the Discount Rate**

The following presents the District's proportionate share of the net pension liability calculated using the discount rate of 7.15%, as well as what the District's proportionate share of the net pension liability would be if it were calculated using a discount rate that is one percentage point lower (6.15%) or one percentage point higher (8.15%) than the current rate:

	<u>Discount Rate 1% Decrease 6.15%</u>	<u>Discount Rate Current Rate 7.15%</u>	<u>Discount Rate 1% Increase 8.15%</u>
District's proportionate share of the net pension liability	\$ 16,010,465	\$ 11,136,302	\$ 7,090,992

**Pension Plan Fiduciary Net Position**

Detailed information about the pension plan's fiduciary net position is available in the separately issued CalPERS financial report.

**C. Social Security**

As established by Federal law, all public sector employees who are not members of their employer's existing retirement system (CalSTRS or CalPERS) must be covered by social security or an alternative plan. The District has elected to use Social Security as its alternative plan. Contributions made by the District and participating employees vest immediately. Both the District and participating employees were required to contribute 6.2% of an employee's gross earnings, up to the annual limit.

**LOS GATOS UNION SCHOOL DISTRICT**  
**NOTES TO THE BASIC FINANCIAL STATEMENTS**  
**FOR THE FISCAL YEAR ENDED JUNE 30, 2021**

**NOTE 9 - LONG-TERM LIABILITIES**

A schedule of changes in long-term liabilities is shown below:

	Balances July 1, 2020	Additions	Deductions	Balances June 30, 2021	Due within One Year
Long-Term Debt:					
General Obligation Bonds	\$ 76,655,000		\$ 4,470,000	\$ 72,185,000	\$ 4,635,000
Bond Premium	2,408,255		282,943	2,125,312	282,943
Other Long-Term Liabilities:					
Compensated Absences	169,410	\$ 192,955	169,410	192,955	192,955
Net OPEB Liability	2,191,704	368,767	181,116	2,379,355	
Net Pension Liabilities	42,688,261	885,728		43,573,989	
Totals	<u>\$ 124,112,630</u>	<u>\$ 1,447,450</u>	<u>\$ 5,103,469</u>	<u>\$ 120,456,611</u>	<u>\$ 5,110,898</u>

All long-term debt are obligations of the Bond Interest and Redemption Fund. All other long-term liabilities are primarily obligations of the General Fund.

**NOTE 10 - FUND BALANCES**

The fund balances as of June 30, 2021 are as follows:

	General Fund	Bond Interest and Redemption Fund	Non-Major Governmental Funds	Totals
Nonspendable:				
Revolving Cash	\$ 5,035		\$ 450	\$ 5,485
Prepaid Expenditures	95,562		1,550	97,112
Total Nonspendable	<u>100,597</u>		<u>2,000</u>	<u>102,597</u>
Restricted:				
Categorical Programs	1,445,946		27	1,445,973
Local Programs	735,639		14,089	749,728
Student Activities			10,968	10,968
Developer Fees			3,033,086	3,033,086
Debt Service		\$ 6,524,541		6,524,541
Total Restricted	<u>2,181,585</u>	<u>6,524,541</u>	<u>3,058,170</u>	<u>11,764,296</u>
Assigned:				
Deferred Maintenance	2,543,109			2,543,109
Special Reserve	17,381			17,381
Parcel Tax Renewal	2,750,000			2,750,000
Child Nutrition Accounts	79,911			79,911
Capital Projects			2,981,485	2,981,485
Total Assigned	<u>5,390,401</u>	<u>0</u>	<u>2,981,485</u>	<u>8,371,886</u>
Unassigned:				
Economic Uncertainties	1,438,254			1,438,254
Unassigned Balances	8,318,270			8,318,270
Total Unassigned	<u>9,756,524</u>	<u>0</u>	<u>0</u>	<u>9,756,524</u>
Totals	<u>\$ 17,429,107</u>	<u>\$ 6,524,541</u>	<u>\$ 6,041,655</u>	<u>\$ 29,995,303</u>

**LOS GATOS UNION SCHOOL DISTRICT**  
**NOTES TO THE BASIC FINANCIAL STATEMENTS**  
**FOR THE FISCAL YEAR ENDED JUNE 30, 2021**

---

**NOTE 11 - ON-BEHALF PAYMENTS MADE BY THE STATE OF CALIFORNIA**

The District was the recipient of on-behalf payments made by the State of California to the State Teachers' Retirement System (CalSTRS) for K-12 Education. These payments consist of state general fund contributions of \$1,982,708 to CalSTRS and are recorded in the General Fund as revenues and expenditures. The District is not legally responsible for these contributions.

**NOTE 12 - RISK MANAGEMENT**

The District is exposed to various risks of loss related to theft of, damage to, and destruction of assets; errors and omissions; injuries to employees; and natural disasters. During fiscal year 2020-21, the District participated in one joint powers authority (JPA) for purposes of pooling for risk. There were no significant reductions in coverage during the year. Settlements have not exceeded coverage in any of the past three years.

**NOTE 13 - JOINT VENTURE**

The District participates in one joint venture under a joint powers agreement (JPA) with the Santa Clara County School District Insurance Group (SCCSIG) for property, liability, and workers' compensation insurance coverage. The relationship between the District and the JPA is such that the JPA is not a component unit of the District for financial reporting purposes.

The JPA arranges for and/or provide coverage or services for its members. The JPA is governed by a board consisting of a representative from each member district. Each board controls the operations of their JPA, including selection of management and approval of operating budgets independent of any influence by the member districts beyond their representation on the Board. Each member district pays a premium commensurate with the level of coverage requested and shares surpluses and deficits proportionately to their participation in the JPA. The JPA is audited on an annual basis. Audited financial statements can be obtained by contacting the JPA's management.

**NOTE 14 - ECONOMIC DEPENDENCY**

During the year, the District received \$2,717,622 of parcel tax revenue that is subject to voter approval. The parcel tax revenue is used to support various programs of the District and has been approved through June 30, 2022.

**NOTE 15 - COMMITMENTS AND CONTINGENCIES**

**A. State and Federal Allowances, Awards and Grants**

The District has received other state and federal funds for specific purposes that are subject to review and audit by the grantor agencies. Although such audits could generate expenditure disallowances under terms of the grants, it is believed that any required reimbursements will not be material.

**B. Litigation**

The District is subject to various legal proceedings and claims. In the opinion of management, the ultimate liability with respect to these actions will not materially affect the financial position or results of operations of the District.

**LOS GATOS UNION SCHOOL DISTRICT**  
**NOTES TO THE BASIC FINANCIAL STATEMENTS**  
**FOR THE FISCAL YEAR ENDED JUNE 30, 2021**

**NOTE 16 - RESTATEMENT OF NET POSITION / FUND BALANCE**

During fiscal year 2020-21, the District implemented Governmental Accounting Standards Board Statement No. 84 (GASB 84), as discussed in Note 1B. As a result, the District's student body activities, reported as fiduciary activities in the prior year's audit report, have been reclassified as governmental activities. The beginning net position and fund balance of the District have been restated to reflect this reclassification.

The effect of the restatement on the current year financial statements are as follows:

	Statement of Activities
	<hr/>
Net Position - July 1, 2020 (as originally stated)	\$ 7,906,671
Understatement of Deposits and Investments	<hr/> 16,812
Net Position - July 1, 2020 (as restated)	<hr/> <hr/> \$ 7,923,483
	<hr/>
	Student Activity Fund
	<hr/>
Fund Balance - July 1, 2020 (as originally stated)	\$ 0
Understatement of Deposits and Investments	<hr/> 16,812
Fund Balance - July 1, 2020 (as restated)	<hr/> <hr/> \$ 16,812

**NOTE 17 - SUBSEQUENT EVENTS**

The District's management has evaluated events or transactions that occurred for possible recognition or disclosure in the financial statements from the balance sheet date through December 8, 2021, which is the date the financial statements were available to be issued. Management has determined that there were no subsequent events or transactions that require disclosure in or adjustment to the current year financial statements, except as follows:

**Parcel Tax**

On November 2, 2021, the voters approved Measure B, which authorizes for an eight year period a parcel tax of \$335 per parcel to replace the existing parcel tax discussed in Note 14, thereby generating an estimated \$3.2 million per year until its expiration on June 30, 2030.

## REQUIRED SUPPLEMENTARY INFORMATION SECTION



**LOS GATOS UNION SCHOOL DISTRICT**  
**SCHEDULE OF REVENUES, EXPENDITURES, AND CHANGES IN FUND BALANCES**  
**BUDGET AND ACTUAL - GENERAL FUND**  
**FOR THE FISCAL YEAR ENDED JUNE 30, 2021**

	<b>Original Budget</b>	<b>Final Budget</b>	<b>Actual</b>	<b>Variance with Final Budget Favorable (Unfavorable)</b>
<b><u>Revenues</u></b>				
LCFF Sources:				
State Apportionment / Transfers	\$ 1,574,686	\$ 1,673,700	\$ 698,361	\$ (975,339)
Local Sources	31,062,196	32,711,200	33,913,473	1,202,273
Total LCFF Sources	32,636,882	34,384,900	34,611,834	226,934
Federal Revenue	637,338	1,396,058	1,399,021	2,963
Other State Revenue	2,376,694	2,582,368	4,117,613	1,535,245
Other Local Revenue	7,948,769	7,494,114	7,443,340	(50,774)
Total Revenues	43,599,683	45,857,440	47,571,808	1,714,368
<b><u>Expenditures</u></b>				
Current:				
Certificated Salaries	20,685,099	21,540,656	21,718,774	(178,118)
Classified Salaries	5,277,248	5,556,293	5,663,530	(107,237)
Employee Benefits	9,678,305	11,511,586	10,259,429	1,252,157
Books and Supplies	2,061,439	2,445,126	2,177,799	267,327
Services and Other				
Operating Expenditures	4,852,221	5,475,996	4,462,192	1,013,804
Capital Outlay	441,505	436,287		436,287
Other Expenditures	25,708	25,708	15,155	10,553
Total Expenditures	43,021,525	46,991,652	44,296,879	2,694,773
Excess of Revenues Over (Under) Expenditures	578,158	(1,134,212)	3,274,929	4,409,141
<b><u>Other Financing (Uses)</u></b>				
Operating Transfers Out	(150,000)	(300,000)	(118,100)	181,900
Net Change in Fund Balances	428,158	(1,434,212)	3,156,829	\$ 4,591,041
Fund Balances - July 1, 2020	14,272,278	14,272,278	14,272,278	
Fund Balances - June 30, 2021	\$ 14,700,436	\$ 12,838,066	\$ 17,429,107	

SEE NOTES TO REQUIRED SUPPLEMENTARY INFORMATION

**LOS GATOS UNION SCHOOL DISTRICT**

**SCHEDULE OF CHANGES IN NET OPEB LIABILITY AND RELATED RATIOS \***

**JUNE 30, 2021**

	<u>2021</u>	<u>2020</u>	<u>2019</u>	<u>2018</u>
<b>Total OPEB Liability</b>				
Service Cost	\$ 133,636	\$ 129,744	\$ 223,890	\$ 217,369
Interest on Total OPEB Liability	261,539	247,649	339,256	325,834
Differences Between Expected and Actual Experience	(30,271)		(1,428,857)	
Changes in Assumptions or Other Inputs			(319,614)	
Benefit Payments	(181,116)	(146,267)	(301,757)	(371,673)
<b>Net Change in Total OPEB Liability</b>	183,788	231,126	(1,487,082)	171,530
<b>Total OPEB Liability - Beginning</b>	4,114,241	3,883,115	5,370,197	5,198,667
<b>Total OPEB Liability - Ending</b>	<u>\$ 4,298,029</u>	<u>\$ 4,114,241</u>	<u>\$ 3,883,115</u>	<u>\$ 5,370,197</u>
<b>Plan Fiduciary Net Position</b>				
Net Investment Income	\$ (1,978)	\$ 114,310	\$ 139,310	\$ 177,846
Administrative Expenses	(1,885)	(2,693)	(1,743)	(1,555)
<b>Net Change in Plan Fiduciary Net Position</b>	(3,863)	111,617	137,567	176,291
<b>Plan Fiduciary Net Position - Beginning</b>	1,922,537	1,810,920	1,673,353	1,497,062
<b>Plan Fiduciary Net Position - Ending</b>	<u>\$ 1,918,674</u>	<u>\$ 1,922,537</u>	<u>\$ 1,810,920</u>	<u>\$ 1,673,353</u>
<b>District's Net OPEB Liability - Ending</b>	\$ 2,379,355	\$ 2,191,704	\$ 2,072,195	\$ 3,696,844
<b>Plan Fiduciary Net Position</b>				
<b>as a % of Total OPEB Liability</b>	44.64%	46.73%	46.64%	31.16%
<b>Covered-employee Payroll</b>	\$ 11,342,103	\$ 12,806,041	\$ 12,351,278	\$ 13,529,823
<b>District's Net OPEB Liability as</b>				
<b>a % of Covered-employee Payroll</b>	20.98%	17.11%	16.78%	27.32%

The amounts presented for each fiscal year were determined based on a measurement date that was one year prior to the year-end reporting date. This is a 10-year schedule, however prior valuations were not rerun in accordance with GASB 75 and are therefore not presented. Additional years will be added to this schedule as information becomes available until 10 years are presented.



**LOS GATOS UNION SCHOOL DISTRICT**  
**SCHEDULE OF OPEB CONTRIBUTIONS**  
**FOR THE FISCAL YEAR ENDED JUNE 30, 2021**

---

The District OPEB plan does not currently have any actuarially determined, contracted, or statutorily required contribution requirements.

**LOS GATOS UNION SCHOOL DISTRICT**  
**SCHEDULE OF OPEB INVESTMENT RETURNS**  
**FOR THE FISCAL YEAR ENDED JUNE 30, 2021**

---

<u>Year Ended June 30</u>	<u>Annual Money-Weighted Rate of Return, Net of Investment Expenses</u>
2020	-1.65%
2019	4.15%
2018	8.39%
2017	12.05%

\* The amounts presented for each fiscal year were determined based on a measurement date that was one year prior to the year-end reporting date. This is a 10-year schedule, however the information in this schedule is not required to be presented retroactively. Additional years will be added to this schedule as information becomes available until 10 years are presented.

SEE NOTES TO REQUIRED SUPPLEMENTARY INFORMATION

**LOS GATOS UNION SCHOOL DISTRICT**

**SCHEDULE OF THE PROPORTIONATE SHARE OF THE NET PENSION LIABILITY - CALSTRS \***

**JUNE 30, 2021**

---

Year Ended June 30	District's Proportion of the NPL	District's Proportionate Share of the NPL	State's Proportionate Share of the NPL Associated to District	Total NPL Attributed to District	District's Covered Payroll	District's Proportionate Share of the NPL as a % of Covered Payroll	Plan Fiduciary Net Position As a % of Total Pension Liability
2021	0.0335%	\$ 32,437,687	\$ 16,721,631	\$ 49,159,318	\$ 19,197,567	168.97%	71.82%
2020	0.0356%	32,191,615	17,562,675	49,754,290	19,169,251	167.93%	72.56%
2019	0.0354%	32,507,013	18,611,785	51,118,798	18,756,036	173.31%	70.99%
2018	0.0346%	32,020,631	18,943,135	50,963,766	18,647,059	171.72%	69.46%
2017	0.0337%	27,280,304	20,198,164	47,478,468	17,080,718	159.71%	70.04%
2016	0.0370%	24,883,701	15,833,342	40,717,043	16,932,905	146.95%	74.02%
2015	0.0370%	21,600,157	14,439,417	36,039,574	16,463,491	131.20%	76.52%

\* The amounts presented for each fiscal year were determined based on a measurement date that was one year prior to the year-end date. This is a 10-year schedule, however the information in this schedule is not required to be presented retroactively. Additional years will be added to this schedule as information becomes available until 10 years are presented.

SEE NOTES TO REQUIRED SUPPLEMENTARY INFORMATION

**LOS GATOS UNION SCHOOL DISTRICT**

**SCHEDULE OF THE PROPORTIONATE SHARE OF THE NET PENSION LIABILITY - CALPERS \***

**JUNE 30, 2021**

---

<u>Year Ended June 30</u>	<u>District's Proportion of the NPL</u>	<u>District's Proportionate Share of the NPL</u>	<u>District's Covered Payroll</u>	<u>District's Proportionate Share of the NPL as a % of Covered Payroll</u>	<u>Plan Fiduciary Net Position As a % of Total Pension Liability</u>
2021	0.0363%	\$ 11,136,302	\$ 5,228,117	213.01%	70.00%
2020	0.0360%	10,496,646	4,987,842	210.44%	70.05%
2019	0.0341%	9,079,819	4,495,371	201.98%	70.85%
2018	0.0334%	7,974,621	4,257,301	187.32%	71.87%
2017	0.0330%	6,510,083	3,958,074	164.48%	73.90%
2016	0.0335%	4,938,281	3,708,699	133.15%	79.43%
2015	0.0321%	3,644,414	3,369,962	108.14%	83.38%

\* The amounts presented for each fiscal year were determined based on a measurement date that was one year prior to the year-end date. This is a 10-year schedule, however the information in this schedule is not required to be presented retroactively. Additional years will be added to this schedule as information becomes available until 10 years are presented.

SEE NOTES TO REQUIRED SUPPLEMENTARY INFORMATION

**LOS GATOS UNION SCHOOL DISTRICT**

**SCHEDULE OF CONTRIBUTIONS - CALSTRS \***

**FOR THE FISCAL YEAR ENDED JUNE 30, 2021**

---

<u>Year Ended June 30</u>	<u>Actuarially Determined Contributions</u>	<u>Contributions In Relation to Contractually Required Contributions</u>	<u>Contribution Deficiency/ (Excess)</u>	<u>District's Covered Payroll</u>	<u>Contributions As a % of Covered Payroll</u>
2021	\$ 3,378,867	\$ 3,378,867	\$ 0	\$ 20,921,777	16.15%
2020	3,282,784	3,282,784	0	19,197,567	17.10%
2019	3,120,754	3,120,754	0	19,169,251	16.28%
2018	2,706,496	2,706,496	0	18,756,036	14.43%
2017	2,345,800	2,345,800	0	18,647,059	12.58%
2016	1,832,761	1,832,761	0	17,080,718	10.73%
2015	1,503,642	1,503,642	0	16,932,905	8.88%

\* This is a 10-year schedule, however the information in this schedule is not required to be presented retroactively. Additional years will be added to this schedule as information becomes available until 10 years are presented.

SEE NOTES TO REQUIRED SUPPLEMENTARY INFORMATION

**LOS GATOS UNION SCHOOL DISTRICT**

**SCHEDULE OF CONTRIBUTIONS - CALPERS \***

**FOR THE FISCAL YEAR ENDED JUNE 30, 2021**

---

<u>Year Ended June 30</u>	<u>Actuarially Determined Contributions</u>	<u>Contributions In Relation to Contractually Required Contributions</u>	<u>Contribution Deficiency/ (Excess)</u>	<u>District's Covered Payroll</u>	<u>Contributions As a % of Covered Payroll</u>
2021	\$ 1,129,194	\$ 1,129,194	\$ 0	\$ 5,455,043	20.700%
2020	1,031,037	1,031,037	0	5,228,117	19.721%
2019	900,904	900,904	0	4,987,842	18.062%
2018	698,176	698,176	0	4,495,371	15.531%
2017	591,254	591,254	0	4,257,301	13.888%
2016	468,913	468,913	0	3,958,074	11.847%
2015	436,551	436,551	0	3,708,699	11.771%

\* This is a 10-year schedule, however the information in this schedule is not required to be presented retroactively. Additional years will be added to this schedule as information becomes available until 10 years are presented.

SEE NOTES TO REQUIRED SUPPLEMENTARY INFORMATION

**LOS GATOS UNION SCHOOL DISTRICT**  
**NOTES TO REQUIRED SUPPLEMENTARY INFORMATION**  
**FOR THE FISCAL YEAR ENDED JUNE 30, 2021**

---

**NOTE 1 - PURPOSE OF STATEMENTS AND SCHEDULES**

**A. Schedule of Revenues, Expenditures, and Changes in Fund Balance - Budget and Actual**

In accordance with Governmental Accounting Standards Board (GASB) Statement No. 34, the District is required to present a Schedule of Revenues, Expenditures, and Changes in Fund Balance budgetary comparison for the General Fund and each Major Special Revenue Fund that has an adopted budget. This schedule presents the original adopted budget, final adopted budget, and the actual revenues and expenditures of each of these funds by object. The basis of budgeting is the same as Generally Accepted Accounting Principles (GAAP). Excess of expenditures over appropriations as of June 30, 2021 were as follows:

<u>General Fund</u>	<u>Excess Expenditures</u>
Certificated Salaries	\$ 178,118
Classified Salaries	107,237

The District incurred unanticipated expenditures in each of the above expenditure classifications for which the budgets were not revised.

**B. Schedule of Changes in Net OPEB Liability and Related Ratios**

In accordance with Governmental Accounting Standards Board (GASB) Statement No. 75, the District is required to present a 10-year schedule including certain information for each OPEB plan. The information required to be presented includes certain components that make up the changes in the net OPEB liability, the total OPEB liability, the OPEB plan's fiduciary net position, the net OPEB liability, the OPEB plan's fiduciary net position as a percentage of the total OPEB liability, the covered-employee payroll, and the net OPEB liability as a percentage of the District's covered-employee payroll.

**C. Schedule of OPEB Contributions**

In accordance with Governmental Accounting Standards Board (GASB) Statement No. 75, the District is required to present a 10-year schedule including certain information for each OPEB plan. The information required to be presented includes the actuarial determined contribution, the amount of contributions recognized by the OPEB plan in relation to the actuarial determined contribution, the difference between the actuarial determined contribution and the amount recognized by the OPEB plan, the District's covered-employee payroll, and the amount of contributions recognized by the OPEB plan in relation to the actuarial determined contribution as a percentage of the District's covered-employee payroll. The OPEB plan does not have any actuarially determined, statutorily or contracted required contributions.

**D. Schedule of OPEB Investment Returns**

In accordance with Governmental Accounting Standards Board Statement No. 74, the District is required to present a schedule covering each of the 10 most recent fiscal years that includes the annual money-weighted rate of return on OPEB plan investments for each year.

**LOS GATOS UNION SCHOOL DISTRICT**  
**NOTES TO REQUIRED SUPPLEMENTARY INFORMATION**  
**FOR THE FISCAL YEAR ENDED JUNE 30, 2021**

---

**NOTE 1 - PURPOSE OF STATEMENTS AND SCHEDULES (CONCLUDED)**

**E. Schedule of the Proportionate Share of the Net Pension Liability**

In accordance with Governmental Accounting Standards Board Statement No. 68, the District is required to present separately for each cost-sharing pension plan through which pensions are provided a 10-year schedule presenting certain information. The information required to be presented includes the District's proportion and proportionate share of the collective net pension liability, the portion of the nonemployer contributing entities' total proportionate share of the collective net pension liability associated with the District, if applicable, the District's covered payroll, the District's proportionate share of the collective net pension liability as a percentage of the District's covered payroll, and the pension plan's fiduciary net position as a percentage of the total pension liability.

**F. Schedule of Contributions**

In accordance with Governmental Accounting Standards Board Statement No. 68, the District is required to present separately for each cost-sharing pension plan through which pensions are provided a 10-year schedule presenting certain information. The information required to be presented includes the statutorily or contracted required District contribution, the amount of contributions recognized by the pension plan in relation to the required District contribution, the difference between the required District contribution and the amount recognized by the pension plan, the District's covered payroll, and the amount of contributions recognized by the pension plan in relation of the District as a percentage of the District's covered payroll.

**NOTE 2 - SUMMARY OF CHANGES FOR OPEB**

**Benefit Terms**

There have been no changes to benefit terms since the June 30, 2020 actuarial valuation.

**Changes in Assumptions or Other Inputs**

There have been no changes to assumptions of other inputs since the June 30, 2020 actuarial valuation.

**NOTE 3 - SUMMARY OF CHANGES FOR CALSTRS AND CALPERS**

**Benefit Terms**

There were no changes to benefit terms since the prior valuation for the State Teachers' Retirement Plan (CalSTRS) or the Public Employer's Retirement Fund B (CalPERS).

**Changes in Assumptions**

On January 31, 2020, the CalSTRS board adopted new actuarial assumptions for use in the funding actuarial valuations of the defined benefit program. The new assumptions were reflected in the 2019 actuarial valuation. For full details on changes to the assumptions, see the CalSTRS 2020 Experience Analysis report available on the CalSTRS website.

There were no changes in assumptions since the previous valuation for CalPERS.



## SUPPLEMENTARY INFORMATION SECTION



**LOS GATOS UNION SCHOOL DISTRICT**  
**ORGANIZATION/BOARD OF TRUSTEES/ADMINISTRATION**  
**FOR THE FISCAL YEAR ENDED JUNE 30, 2021**

---

ORGANIZATION

The Los Gatos Union School District was established in 1863 in Santa Clara County. There were no changes in boundaries during the current year. The District is comprised of four elementary schools and one middle school.

BOARD OF TRUSTEES

<u>Name</u>	<u>Office</u>	<u>Term Expires</u>
Stephen Parsons	President	December, 2024
Courtney Monk	Clerk	December, 2022
Daniel Snyder	President	December, 2024
John Kuntzmann	Member	December, 2022
Peter Noymer	Member	December, 2022

ADMINISTRATION

Paul Johnson  
Superintendent

Terese McNamee  
Chief Business Official

**LOS GATOS UNION SCHOOL DISTRICT  
COMBINING BALANCE SHEET  
NON-MAJOR GOVERNMENTAL FUNDS  
JUNE 30, 2021**

	<b>Cafeteria</b>	<b>Student Activity</b>	<b>Capital Facilities</b>	<b>Capital Projects - Special Reserve</b>	<b>Total Non-Major Governmental Funds</b>
<b><u>Assets</u></b>					
Deposits and Investments	\$ 70,231	\$ 10,968	\$ 3,139,529	\$ 2,990,208	\$ 6,210,936
Receivables	51,252		25,435	5,366	82,053
Due from Other Funds	3,777				3,777
Prepaid Expenditures		1,550			1,550
Total Assets	<u>\$ 125,260</u>	<u>\$ 12,518</u>	<u>\$ 3,164,964</u>	<u>\$ 2,995,574</u>	<u>\$ 6,298,316</u>
<b><u>Liabilities and Fund Balances</u></b>					
Liabilities:					
Accounts Payable	\$ 36,772		\$ 128,101		\$ 164,873
Due to Other Funds	8,100		3,777		11,877
Unearned Revenue	79,911				79,911
Total Liabilities	<u>124,783</u>		<u>131,878</u>		<u>256,661</u>
Fund Balances:					
Nonspendable	450	\$ 1,550			2,000
Restricted	27	10,968	3,033,086	\$ 14,089	3,058,170
Assigned				2,981,485	2,981,485
Total Fund Balances	<u>477</u>	<u>12,518</u>	<u>3,033,086</u>	<u>2,995,574</u>	<u>6,041,655</u>
Total Liabilities and Fund Balances	<u>\$ 125,260</u>	<u>\$ 12,518</u>	<u>\$ 3,164,964</u>	<u>\$ 2,995,574</u>	<u>\$ 6,298,316</u>

SEE NOTES TO SUPPLEMENTARY INFORMATION

**LOS GATOS UNION SCHOOL DISTRICT**  
**COMBINING STATEMENT OF REVENUES, EXPENDITURES, AND**  
**CHANGES IN FUND BALANCES**  
**NON-MAJOR GOVERNMENTAL FUNDS**  
**FOR THE FISCAL YEAR ENDED JUNE 30, 2021**

	<u>Cafeteria</u>	<u>Student Activity</u>	<u>Capital Facilities</u>	<u>Capital Projects - Special Reserve</u>	<u>Total Non-Major Governmental Funds</u>
<b><u>Revenues</u></b>					
Federal Revenue	\$ 484,553				\$ 484,553
State Revenue	72,658				72,658
Local Revenue	1,025	\$ 9,001	\$ 4,037,543	\$ 30,196	4,077,765
Total Revenues	558,236	9,001	4,037,543	30,196	4,634,976
<b><u>Expenditures</u></b>					
Current:					
Food Services	706,991				706,991
Other General Administration			3,981		3,981
Facilities Acquisition and Construction			1,910,782		1,910,782
Ancillary Services		13,295			13,295
Total Expenditures	706,991	13,295	1,914,763	0	2,635,049
Excess of Revenues Over (Under) Expenditures	(148,755)	(4,294)	2,122,780	30,196	1,999,927
<b><u>Other Financing Sources</u></b>					
Operating Transfers In	118,100				118,100
Net Change in Fund Balances	(30,655)	(4,294)	2,122,780	30,196	2,118,027
Fund Balances - July 1, 2020 (As Restated - Note 16)	31,132	16,812	910,306	2,965,378	3,923,628
Fund Balances - June 30, 2021	<u>\$ 477</u>	<u>\$ 12,518</u>	<u>\$ 3,033,086</u>	<u>\$ 2,995,574</u>	<u>\$ 6,041,655</u>

SEE NOTES TO SUPPLEMENTARY INFORMATION

**LOS GATOS UNION SCHOOL DISTRICT**  
**SCHEDULE OF INSTRUCTIONAL TIME**  
**FOR THE FISCAL YEAR ENDED JUNE 30, 2021**

---

<b>Grade Level</b>	<b>Minimum School Day</b>	<b>Instructional Days</b>			<b>Number of Instructional Days Required</b>	<b>Status</b>
		<b>Actual Days</b>	<b>J-13A Credited Days</b>	<b>Total Days</b>		
Kindergarten	180 minutes	180	None	180	180	In Compliance
Grade 1	230 minutes	180	None	180	180	In Compliance
Grade 2	230 minutes	180	None	180	180	In Compliance
Grade 3	230 minutes	180	None	180	180	In Compliance
Grade 4	240 minutes	180	None	180	180	In Compliance
Grade 5	240 minutes	180	None	180	180	In Compliance
Grade 6	240 minutes	180	None	180	180	In Compliance
Grade 7	240 minutes	180	None	180	180	In Compliance
Grade 8	240 minutes	180	None	180	180	In Compliance

SEE NOTES TO SUPPLEMENTARY INFORMATION

**LOS GATOS UNION SCHOOL DISTRICT**  
**SCHEDULE OF EXPENDITURES OF FEDERAL AWARDS**  
**FOR THE FISCAL YEAR ENDED JUNE 30, 2021**

<b>Federal Grantor / Pass-Through Grantor / Program or Cluster Title</b>	<b>Federal CFDA Number</b>	<b>Pass-Through Entity Identification Number</b>	<b>Passed Through to Subrecipients</b>	<b>Federal Expenditures</b>
<b>U.S. Department of Agriculture:</b>				
Passed Through California Department of Education (CDE):				
<i>Child Nutrition Cluster:</i>				
National School Lunch	10.555	13524		\$ 286,980
School Basic Breakfast	10.553	13525		179,830
USDA Food Commodities	10.555	*		17,743
Subtotal Child Nutrition Cluster				<u>484,553</u>
<b>Total U.S. Department of Agriculture</b>				<u>484,553</u>
<b>U.S. Department of Education:</b>				
Passed Through CDE:				
Title II Part A Supporting Effective Instruction	84.367	14341		35,487
Title III English Learner Student Program	84.365	14346		16,281
Governor's Emergency Education Relief Fund	84.425C	15517		111,783
Passed through NW SELPA #3:				
<i>Special Education Cluster:</i>				
IDEA Part B Basic Local Assistance	84.027	13379		550,400
IDEA Part B Preschool Grants	84.173	13430		9,554
IDEA Part B Mental Health Allocation Plan	84.027A	15197		34,018
IDEA Part B Preschool Staff Development	84.173A	13431		66
Subtotal Special Education Cluster				<u>594,038</u>
<b>Total U.S. Department of Education</b>				<u>757,589</u>
<b>U.S. Department of the Treasury</b>				
Passed Through California Department of Education (CDE):				
Coronavirus Relief Fund: Learning Loss Mitigation	21.019	25516		<u>582,602</u>
<b>Total U.S. Department of the Treasury</b>				<u>582,602</u>
Totals			<u>\$ 0</u>	<u>\$ 1,824,744</u>

\* Pass-Through Identification Number is not available or not applicable

**LOS GATOS UNION SCHOOL DISTRICT  
RECONCILIATION OF ANNUAL FINANCIAL AND BUDGET REPORT  
WITH AUDITED FINANCIAL STATEMENTS  
FOR THE FISCAL YEAR ENDED JUNE 30, 2021**

---

	General Fund	Deferred Maintenance Fund	Special Revenue - Special Reserve Fund
June 30, 2021 Annual Financial and Budget Report Fund Balances	\$14,868,617	\$ 2,543,109	\$ 17,381
Reclassifications Increasing (Decreasing) Fund Balances			
Reclassification of Fund Balances	<u>2,560,490</u>	<u>(2,543,109)</u>	<u>(17,381)</u>
June 30, 2021 Audited Financial Statements Fund Balances	<u>\$17,429,107</u>	<u>\$ 0</u>	<u>\$ 0</u>

Auditor's Comments

The fund balances of the General Fund, Deferred Maintenance Fund, and Special Revenue - Special Reserve Fund have been combined for financial reporting purposes in accordance with GASB 54.

The audited financial statements of all other funds were in agreement with the Annual Financial and Budget Report for the fiscal year ended June 30, 2021.



**LOS GATOS UNION SCHOOL DISTRICT**  
**SCHEDULE OF FINANCIAL TRENDS AND ANALYSIS**  
**FOR THE FISCAL YEAR ENDED JUNE 30, 2021**

	GENERAL FUND			
	(Budget) 2021-22	2020-21	2019-20	2018-19
Revenues and Other Financial Sources	\$ 46,545,266	\$ 47,571,808	\$ 44,074,454	\$ 43,501,576
Expenditures	47,144,112	44,296,879	41,241,961	41,859,720
Other Uses and Transfers Out	187,705	118,100	182,300	152,000
Total Outgo	47,331,817	44,414,979	41,424,261	42,011,720
Change in Fund Balance	(786,551)	3,156,829	2,650,193	1,489,856
Ending Fund Balance	\$ 16,642,556	\$ 17,429,107	\$ 14,272,278	\$ 11,622,085
Available Reserves	\$ 12,669,735	\$ 9,756,624	\$ 10,287,107	\$ 7,641,501
Reserve for Economic Uncertainties *	\$ 1,433,427	\$ 1,438,354	\$ 6,213,639	\$ 6,301,758
Available Reserves as a Percentage of Total Outgo	26.8%	22.0%	24.8%	18.2%
Average Daily Attendance at P-2	2,606	N/A	2,883	2,929
Total Long-Term Liabilities	\$ 115,345,713	\$ 120,456,611	\$ 124,112,630	\$ 127,467,452

\* Reported balances are a component of available reserves.

The fund balance of the General Fund increased \$5,807,022 (50.0%) over the past two years. The fiscal year 2021-22 budget projects a decrease of \$786,551 (4.5%). For a district this size, the state recommends available reserves of at least 3% of total General Fund expenditures, transfers out, and other uses (total outgo).

The District produced operating surpluses of \$1,489,856, \$2,650,193, and \$3,156,829 during fiscal years 2018-19, 2019-20 and 2020-21, respectively.

The District was not required to report average daily attendance (ADA) in fiscal year 2020-21. The District projects 2,606 ADA in fiscal year 2021-22.

Total long-term liabilities decreased \$7,010,841 over the past two years.

**LOS GATOS UNION SCHOOL DISTRICT**  
**SCHEDULE OF REVENUES, EXPENDITURES, AND CHANGES IN FUND BALANCES**  
**MEASURE B PARCEL TAX**  
**FOR THE FISCAL YEAR ENDED JUNE 30, 2021**

	<u>Prior Fiscal Years</u>	<u>Current Fiscal Year</u>	<u>Inception To Date</u>
<b><u>Revenues</u></b>			
Parcel Tax Proceeds, Net	\$ 16,443,652	\$ 2,717,622	\$ 19,161,274
<b><u>Expenditures</u></b>			
Salaries and Benefits	16,075,876	3,006,309	19,082,185
Books and Supplies	78,939		78,939
Travel	150		150
Total Expenditures	<u>16,154,965</u>	<u>3,006,309</u>	<u>19,161,274</u>
Net Change in Fund Balances	288,687	(288,687)	<u>\$ 0</u>
Fund Balances (Deficit) - Beginning	<u>0</u>	<u>288,687</u>	
Fund Balances (Deficit) - Ending	<u><u>\$ 288,687</u></u>	<u><u>\$ 0</u></u>	

SEE NOTES TO SUPPLEMENTARY INFORMATION

**LOS GATOS UNION SCHOOL DISTRICT**  
**NOTES TO SUPPLEMENTARY INFORMATION**  
**FOR THE FISCAL YEAR ENDED JUNE 30, 2021**

---

**NOTE 1 - PURPOSE OF STATEMENTS AND SCHEDULES**

**A. Combining Statements**

Combining statements are presented for purposes of additional analysis and are not a required part of the District's basic financial statements. These statements present more detailed information about the financial position and financial activities of the District's individual funds.

**B. Schedule of Instructional Time**

This schedule presents information on the total number of instructional days offered that meet the minimum school day length requirements in accordance with Education Code Sections 43501 and 43502(c) and whether the District complied with the instructional days per school year standards set forth in Education Code Section 46208.

**C. Schedule of Expenditures of Federal Awards**

*Basis of Presentation*

The accompanying schedule of expenditures of federal awards (the schedule) includes the federal award activity of the District under programs of the federal government for the year ended June 30, 2021. The information in this schedule is presented in accordance with the requirements of Title 2 U.S. Code of Federal Regulations Part 200, *Uniform Administrative Requirements, Cost Principles, and Audit Requirements for Federal Awards* (Uniform Guidance). Because the schedule presents only a selected portion of the operations of the District, it is not intended to and does not present the financial position or changes in net position, and where applicable, cash flows of the District.

*Summary of Significant Accounting Policies*

Expenditures reported on the schedule are reported on the modified accrual basis of accounting. Such expenditures are recognized following the cost principles contained in the Uniform Guidance, wherein certain types of expenditures are not allowable or are limited as to reimbursement.

*Indirect Cost Rates*

The District has not elected to use the 10 percent de minimis cost rate as allowed under the Uniform Guidance.

*Reconciliation to Financial Statements*

The following schedule provides a reconciliation between revenues reported on the Statement of Revenues, Expenditures and Change in Fund Balances, and the related expenditures reported on the Schedule of Expenditure of Federal Awards. The reconciling amounts consists of timing differences between when Federal program funds are recorded as revenues and when they are recorded as expenditures.

**LOS GATOS UNION SCHOOL DISTRICT**  
**NOTES TO SUPPLEMENTARY INFORMATION**  
**FOR THE FISCAL YEAR ENDED JUNE 30, 2021**

---

**NOTE 1 - PURPOSE OF STATEMENTS AND SCHEDULES (CONCLUDED)**

**C. Schedule of Expenditures of Federal Awards (Concluded)**

*Reconciliation to Financial Statements (Concluded)*

<u>Description</u>	<u>CFDA Number</u>	<u>Amount</u>
Total Federal Revenues (Statement of Revenues, Expenditures and Changes in Fund Balances)		\$ 2,027,789
Less: Prior year expenditures of Coronavirus Relief Fund: Learning Loss Mitigation funds prior to receiving program funds	21.019	(58,830)
Less: QSCB Federal Tax Subsidy not reported on Schedule of Expenditures of Federal Awards		<u>(144,215)</u>
Total Schedule of Expenditures of Federal Awards		<u>\$ 1,824,744</u>

**D. Reconciliation of Annual Financial and Budget Report with Audited Financial Statements**

This schedule provides the information necessary to reconcile the fund balances of all funds as reported in the Annual Financial and Budget Report to the audited financial statements.

**E. Schedule of Financial Trends and Analysis**

This schedule discloses the District's financial trends by displaying past years' data along with current year budget information. These financial trend disclosures are used to evaluate the District's ability to continue as a going concern for a reasonable period of time.

**F. Schedule of Revenues, Expenditures, and Changes in Fund Balances - Measure B Parcel Tax**

This schedule discloses the revenues, expenditures, and remaining fund balance of the District's Measure B parcel tax. In accordance with the ballot measure, proceeds from the parcel tax are used to retain skilled and qualified teachers, maintain up to date science programs, keep class size as small as possible, continue literacy programs, maintain library staff and services, maintain art and music programs, provide counseling and other student health and safety programs, and maintaining safe and adequate school grounds and facilities.

OTHER INDEPENDENT AUDITOR'S REPORTS SECTION



# **STEPHEN ROATCH ACCOUNTANCY CORPORATION**

*Certified Public Accountants*

## **INDEPENDENT AUDITOR'S REPORT ON INTERNAL CONTROL OVER FINANCIAL REPORTING AND ON COMPLIANCE AND OTHER MATTERS BASED ON AN AUDIT OF FINANCIAL STATEMENTS PERFORMED IN ACCORDANCE WITH GOVERNMENT AUDITING STANDARDS**

Board of Trustees  
Los Gatos Union School District  
Los Gatos, California

We have audited, in accordance with the auditing standards generally accepted in the United States of America and the standards applicable to financial audits contained in *Government Auditing Standards* issued by the Comptroller General of the United States, the financial statements of the governmental activities, each major fund, and the aggregate remaining fund information of the Los Gatos Union School District, as of and for the year ended June 30, 2021, and the related notes to the financial statements, which collectively comprise the District's basic financial statements, and have issued our report thereon dated December 8, 2021.

### **Internal Control Over Financial Reporting**

In planning and performing our audit of the financial statements, we considered the District's internal control over financial reporting (internal control) as a basis for designing audit procedures that are appropriate in the circumstances for the purpose of expressing our opinions on the financial statements, but not for the purpose of expressing an opinion on the effectiveness of the District's internal control. Accordingly, we do not express an opinion on the effectiveness of the District's internal control.

A *deficiency in internal control* exists when the design or operation of a control does not allow management or employees, in the normal course of performing their assigned functions, to prevent, or detect and correct, misstatements on a timely basis. A *material weakness* is a deficiency, or a combination of deficiencies, in internal control, such that there is a reasonable possibility that a material misstatement of the entity's financial statements will not be prevented or detected and corrected on a timely basis. A *significant deficiency* is a deficiency, or a combination of deficiencies, in internal control that is less severe than a material weakness, yet important enough to merit attention by those charged with governance.

Our consideration of internal control was for the limited purpose described in the first paragraph of this section and was not designed to identify all deficiencies in internal control that might be material weaknesses or significant deficiencies. Given these limitations, during our audit we did not identify any deficiencies in internal control that we consider to be material weaknesses. However, material weaknesses may exist that have not been identified.

Compliance and Other Matters

As part of obtaining reasonable assurance about whether the District's financial statements are free from material misstatement, we performed tests of its compliance with certain provisions of laws, regulations, contracts, and grant agreements, noncompliance with which could have a direct and material effect on the financial statements. However, providing an opinion on compliance with those provisions was not an objective of our audit, and accordingly, we do not express such an opinion. The results of our tests disclosed no instances of noncompliance or other matters that are required to be reported under *Government Auditing Standards*.

Purpose of this Report

The purpose of this report is solely to describe the scope of our testing of internal control and compliance and the results of that testing, and not to provide an opinion on the effectiveness of the entity's internal control or on compliance. This report is an integral part of an audit performed in accordance with *Government Auditing Standards* in considering the entity's internal control and compliance. Accordingly, this communication is not suitable for any other purpose.

*Stephen Roatch Accountancy Corporation*

STEPHEN ROATCH ACCOUNTANCY CORPORATION  
Certified Public Accountants

December 8, 2021



# **STEPHEN ROATCH ACCOUNTANCY CORPORATION**

*Certified Public Accountants*

## **INDEPENDENT AUDITOR'S REPORT ON COMPLIANCE FOR EACH MAJOR FEDERAL PROGRAM AND ON INTERNAL CONTROL OVER COMPLIANCE REQUIRED BY THE UNIFORM GUIDANCE**

Board of Trustees  
Los Gatos Union School District  
Los Gatos, California

### **Report on Compliance for Each Major Federal Program**

We have audited Los Gatos Union School District's compliance with the types of compliance requirements described in the *OMB Compliance Supplement* that could have a direct and material effect on each of Los Gatos Union School District's major federal programs for the year ended June 30, 2021. The District's major federal programs are identified in the summary of auditor's results section of the accompanying schedule of findings and questioned costs.

### **Management's Responsibility**

Management is responsible for compliance with federal statutes, regulations, and the terms and conditions of its federal awards applicable to its federal programs.

### **Auditor's Responsibility**

Our responsibility is to express an opinion on compliance for each of the District's major federal programs based on our audit of the types of compliance requirements referred to above. We conducted our audit of compliance in accordance with auditing standards generally accepted in the United States of America; the standards applicable to financial audits contained in *Government Auditing Standards*, issued by the Comptroller General of the United States; and the audit requirements of Title 2, U.S. Code of Federal Regulations, Part 200, *Uniform Administrative Requirements, Cost Principles, and Audit Requirements for Federal Awards (Uniform Guidance)*. Those standards and the Uniform Guidance require that we plan and perform the audit to obtain reasonable assurance about whether noncompliance with the types of compliance requirements referred to above that could have a direct and material effect on a major federal program occurred. An audit includes examining, on a test basis, evidence about Los Gatos Union School District's compliance with those requirements and performing such other procedures as we considered necessary in the circumstances.

We believe that our audit provides a reasonable basis for our opinion on compliance for each major federal program. However, our audit does not provide a legal determination of Los Gatos Union School District's compliance.

### **Opinion on Each Major Federal Program**

In our opinion, Los Gatos Union School District complied, in all material respects, with the types of compliance requirements referred to above that could have a direct and material effect on each of its major federal programs for the year ended June 30, 2021.

Report on Internal Control Over Compliance

Management of Los Gatos Union School District is responsible for establishing and maintaining effective internal control over compliance with the types of compliance requirements referred to above. In planning and performing our audit of compliance, we considered the District's internal control over compliance with the types of requirements that could have a direct and material effect on each major federal program to determine the auditing procedures that are appropriate in the circumstances for the purpose of expressing an opinion on compliance for each major federal program and to test and report on internal control over compliance in accordance with the Uniform Guidance, but not for the purpose of expressing an opinion on the effectiveness of internal control over compliance. Accordingly, we do not express an opinion on the effectiveness of the District's internal control over compliance.

*A deficiency in internal control over compliance* exists when the design or operation of a control over compliance does not allow management or employees, in the normal course of performing their assigned functions, to prevent, or detect and correct, noncompliance with a type of compliance requirement of a federal program on a timely basis. *A material weakness in internal control over compliance* is a deficiency, or combination of deficiencies, in internal control over compliance, such that there is a reasonable possibility that material noncompliance with a type of compliance requirement of a federal program will not be prevented, or detected and corrected, on a timely basis. *A significant deficiency in internal control over compliance* is a deficiency, or a combination of deficiencies, in internal control over compliance with a type of compliance requirement of a federal program that is less severe than a material weakness in internal control over compliance, yet important enough to merit attention by those charged with governance.

Our consideration of internal control over compliance was for the limited purpose described in the first paragraph of this section and was not designed to identify all deficiencies in internal control over compliance that might be material weaknesses or significant deficiencies. We did not identify any deficiencies in internal control over compliance that we consider to be material weaknesses. However, material weaknesses may exist that have not been identified.

The purpose of this report on internal control over compliance is solely to describe the scope of our testing of internal control over compliance and the results of that testing based on the requirements of the Uniform Guidance. Accordingly, this report is not suitable for any other purpose.

*Stephen Roatch Accountancy Corporation*

STEPHEN ROATCH ACCOUNTANCY CORPORATION  
Certified Public Accountants

December 8, 2021

# **STEPHEN ROATCH ACCOUNTANCY CORPORATION**

*Certified Public Accountants*

## **INDEPENDENT AUDITOR'S REPORT ON STATE COMPLIANCE**

Board of Trustees  
Los Gatos Union School District  
Los Gatos, California

### **Report on State Compliance**

We have audited Los Gatos Union School District's compliance with the types of compliance requirements described in the *2020-21 Guide for Annual Audits of K-12 Local Educational Agencies and State Compliance Reporting* that could have a direct and material effect on each of the District's state programs identified on the following page for the fiscal year ended June 30, 2021.

### **Management's Responsibility**

Management is responsible for compliance with the requirements of state laws and regulations applicable to its state programs.

### **Auditor's Responsibility**

Our responsibility is to express an opinion on compliance for each of the District's state programs based on our audit of the types of compliance requirements referred to above. We conducted our audit of compliance in accordance with auditing standards generally accepted in the United States of America; the standards applicable to financial audits contained in *Government Auditing Standards*, issued by the Comptroller General of the United States; and the *2020-21 Guide for Annual Audits of K-12 Local Educational Agencies and State Compliance Reporting (Audit Guide)*, prescribed in the *California Code of Regulations*, Title 5, section 19810 and following. Those standards and the Audit Guide require that we plan and perform the audit to obtain reasonable assurance about whether noncompliance with the types of compliance requirements referred to above that could have a direct and material effect on the District's state programs occurred. An audit includes examining, on a test basis, evidence about Los Gatos Union School District's compliance with those requirements and performing such other procedures as we considered necessary in the circumstances.

We believe that our audit provides a reasonable basis for our opinion on compliance with state laws and regulations. Our audit does not provide a legal determination of Los Gatos Union School District's compliance with those requirements.

In connection with the audit referred to above, we selected and tested transactions and records to determine Los Gatos Union School District's compliance with state laws and regulations applicable to the following items:

<u>Description</u>	<u>Procedures Performed</u>
Local Education Agencies:	
Attendance and Distance Learning	Yes
Teacher Certification and Misassignments	Yes
Kindergarten Continuance	Yes
Instructional Time	Yes
Instructional Materials	Yes
Ratio of Administrative Employees to Teachers	Yes
Classroom Teacher Salaries	Yes
Early Retirement Incentive	Not Applicable
Gann Limit Calculation	Yes
School Accountability Report Card	Yes
K-3 Grade Span Adjustment	Yes
Apprenticeship: Related and Supplemental Instruction	Not Applicable
Comprehensive School Safety Plan	Yes
District of Choice	Not Applicable
School Districts, County Offices of Education, and Charter Schools:	
California Clean Energy Jobs Act	Yes
Proper Expenditure of Education Protection Account Funds	Yes
Unduplicated Local Control Funding Formula Pupil Counts	Yes
Charter Schools:	
Independent Study-Course Based	Not Applicable
Attendance	Not Applicable
Mode of Instruction	Not Applicable
Nonclassroom-Based Instruction/Independent Study	Not Applicable
Determination of Funding for Nonclassroom-Based Instruction	Not Applicable
Charter School Facility Grant Program	Not Applicable

### Opinion on State Compliance

In our opinion, Los Gatos Union School District complied, in all material respects, with the types of compliance requirements referred to above for the year ended June 30, 2021.

### Other Matters

The results of our auditing procedures disclosed instances of noncompliance, which are required to be reported in accordance with the *2020-21 Guide for Annual Audits of K-12 Local Educational Agencies and State Compliance Reporting* and which is described in the accompanying Schedule of Findings and Questioned Costs, as noted in **Findings 2021 - 001**. Our opinion on state compliance on the programs previously identified is not modified with respect to these matters.

District's Response to Finding

The District's response to the noncompliance finding identified in our audit is described in the accompanying Schedule of Findings and Questioned Costs. The District's response was not subjected to the auditing procedures applied in the audit of compliance and, accordingly, we express no opinion on the response.

Purpose of this Report

The purpose of this report on compliance is solely to describe the scope of our testing of compliance and the results of that testing based on the requirements of the *2020-21 Guide for Annual Audits of K-12 Local Educational Agencies and State Compliance Reporting*. Accordingly, this report is not suitable for any other purpose.

*Stephen Roatch Accountancy Corporation*

STEPHEN ROATCH ACCOUNTANCY CORPORATION  
Certified Public Accountants

December 8, 2021



## FINDINGS AND QUESTIONED COSTS SECTION





**LOS GATOS UNION SCHOOL DISTRICT**  
**SCHEDULE OF FINDINGS AND QUESTIONED COSTS**  
**FOR THE FISCAL YEAR ENDED JUNE 30, 2021**

**SECTION I - SUMMARY OF AUDITOR'S RESULTS**

**Financial Statements**

Type of auditor's report issued: Unmodified

Internal control over financial reporting:

Material weaknesses identified?	_____ Yes	_____ <u>X</u> _____ No
Significant deficiencies identified not considered to be material weaknesses?	_____ Yes	_____ <u>X</u> _____ None reported
Noncompliance material to financial statements noted?	_____ Yes	_____ <u>X</u> _____ No

**Federal Awards**

Internal control over major programs:

Material weaknesses identified?	_____ Yes	_____ <u>X</u> _____ No
Significant deficiencies identified not considered to be material weaknesses?	_____ Yes	_____ <u>X</u> _____ None reported

Type of auditor's report issued on compliance for major programs: Unmodified

Any audit findings disclosed that are required to be reported in accordance with 2 CFR 200.516 (a)? \_\_\_\_\_ Yes \_\_\_\_\_ X \_\_\_\_\_ No

Identification of major programs:

CFDA Numbers	Federal Programs
21.019 84.027 / 84.027A / 84.173 / 84.173A	Corona Virus Relief: Learning Loss Mitigation Special Education Cluster

Dollar threshold used to distinguish between Type A and Type B programs: \$750,000

Auditee qualified as low-risk auditee? \_\_\_\_\_ Yes \_\_\_\_\_ X \_\_\_\_\_ No

**State Awards**

Any audit findings required to be reported in accordance with the *2020-21 Guide for Annual Audits of K-12 Local Educational Agencies and State Compliance Reporting*? \_\_\_\_\_ X \_\_\_\_\_ Yes \_\_\_\_\_ No

Any audit findings required to be reported in accordance with other state laws or regulations? \_\_\_\_\_ Yes \_\_\_\_\_ X \_\_\_\_\_ No

Type of auditor's report issued on compliance for state programs: Unmodified

**LOS GATOS UNION SCHOOL DISTRICT  
SCHEDULE OF FINDINGS AND QUESTIONED COSTS  
FOR THE FISCAL YEAR ENDED JUNE 30, 2021**

---

**SECTION II - FINANCIAL STATEMENT FINDINGS**

There are no matters to report for the fiscal year ended June 30, 2021.

**LOS GATOS UNION SCHOOL DISTRICT  
SCHEDULE OF FINDINGS AND QUESTIONED COSTS  
FOR THE FISCAL YEAR ENDED JUNE 30, 2021**

---

**SECTION III - FEDERAL AWARD FINDINGS AND QUESTIONED COSTS**

There are no matters to report for the fiscal year ended June 30, 2021.

**LOS GATOS UNION SCHOOL DISTRICT**  
**SCHEDULE OF FINDINGS AND QUESTIONED COSTS**  
**FOR THE FISCAL YEAR ENDED JUNE 30, 2021**

---

**SECTION IV - STATE AWARD FINDINGS AND QUESTIONED COSTS**

**2021 - 001 / 70000**

**INSTRUCTIONAL MATERIALS**

<u>Criteria:</u>	In accordance with the requirements of Education Code Section 60119(b), the governing board shall provide 10 days' notice of the public hearing or hearings set forth in subdivision (a). The notice shall contain the time, place, and purpose of the hearing and shall be posted in three public places within the school district.
<u>Condition:</u>	The required public hearing notice was not posted ten (10) days prior to the public hearing as required by Education Code Section 60119(b).
<u>Questioned Costs:</u>	None. This noncompliance has no fiscal impact.
<u>Context:</u>	The District posted the public hearing notice nine (9) days prior to the public hearing.
<u>Effect:</u>	The District did not comply with the requirements of Education Code Section 60119(b).
<u>Cause:</u>	The District did not have appropriate procedures in place to ensure that the required public hearing notice was posted at least ten (10) days prior to the public hearing.
<u>Recommendation:</u>	The District should establish procedures to ensure that it complies with the public hearing notice posting requirements of Education Code Section 60119(b).
<u>District Response:</u>	The District will monitor the process to ensure that the public hearing notice is posted at least 10 days prior to the public hearing.

**LOS GATOS UNION SCHOOL DISTRICT  
STATUS OF PRIOR YEAR RECOMMENDATIONS  
FOR THE FISCAL YEAR ENDED JUNE 30, 2021**

---

There were no matters reported in the prior year audit report

