



**Lozano Smith**  
ATTORNEYS AT LAW

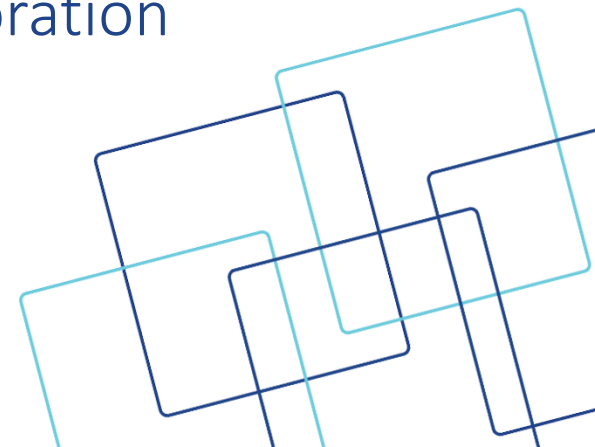


# Draft Maps Discussion

Presented by: Dr. Douglas Johnson, National Demographics Corporation

Sam Mateo Union High School District

February 17, 2022



# Districting Process

---

Step	Description
<b>Two Initial Hearings</b> Aug. 26 & Sept. 9	Held prior to release of draft maps. Education and to solicit input on the composition of districts.
May – December	Residents maps of “communities of interest.”
<b>Two hearings on draft maps</b> Jan. 20 & Feb. 10	Two meetings to discuss and revise the draft maps and to discuss the election sequence. Board narrows plan list to 102, 103 and 103b
<b>Additional Hearing</b> Feb. 17	The Board added an additional meeting to give the public an additional chance to hear about and offer comment on the maps.
<b>Plan Selection</b> Feb. 24	Opportunity for public input followed by Board selection of a map.
<b>County Committee Hearing</b> TBD	County Committee on School District Organization Hearing and vote to approve transition to by-area voting and map.

# Rules and Goals

## Federal Laws

- ❑ Equal Population
- ❑ Federal Voting Rights Act
- ❑ No Racial Gerrymandering



## Traditional Redistricting Principles

- ❑ Communities of interest
- ❑ Compact
- ❑ Contiguous
- ❑ Visible (Natural & man-made) boundaries
- ❑ Respect voters' choices / continuity in office
- ❑ Planned future growth
- ❑ Minimize voters shifted to different election years
- ❑ Preserving the core of existing election areas

# Draft 102

## Focused on Feeder Districts

### Proposed Election Sequence:

2022: Areas 2 (Land & Dwyer), 4 (Hanley & Zuniga) and 5 (Griffin)

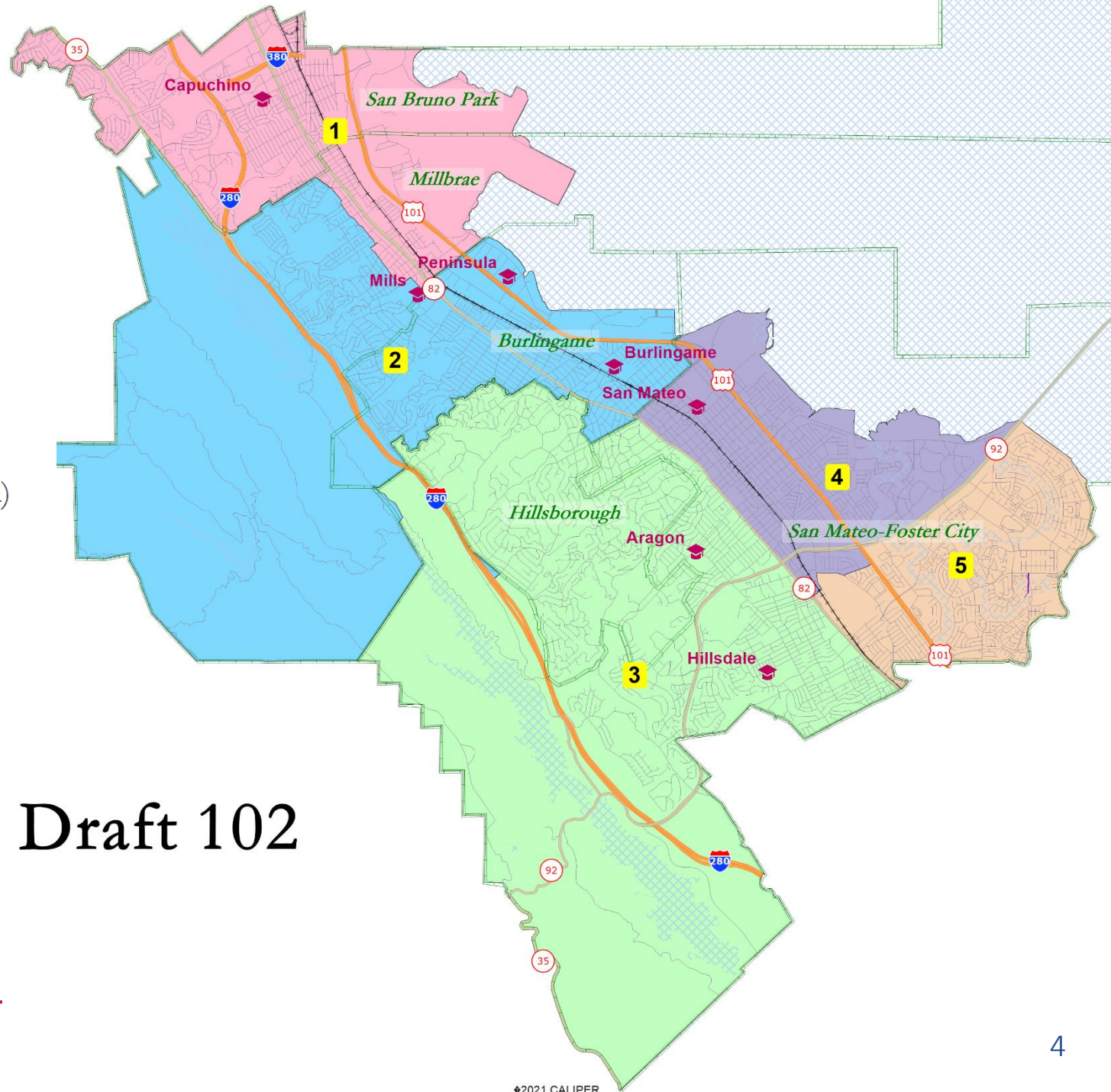
2024: Areas 1 (vacant) and 3 (vacant)

### Alternative Election Sequence (other alternatives are also possible):

2022: Areas 1 (vacant), 3 (vacant), and 5 (Griffin)

2024: Areas 2 (Land & Dwyer) and 4 (Hanley & Zuniga)

Draft 102





# Draft 103

## Compact Blending of Attendance Zones

Proposed Election Sequence:

2022: Areas 2 (Land & Dwyer), 4 (Hanley & Zuniga) and 5 (Griffin)

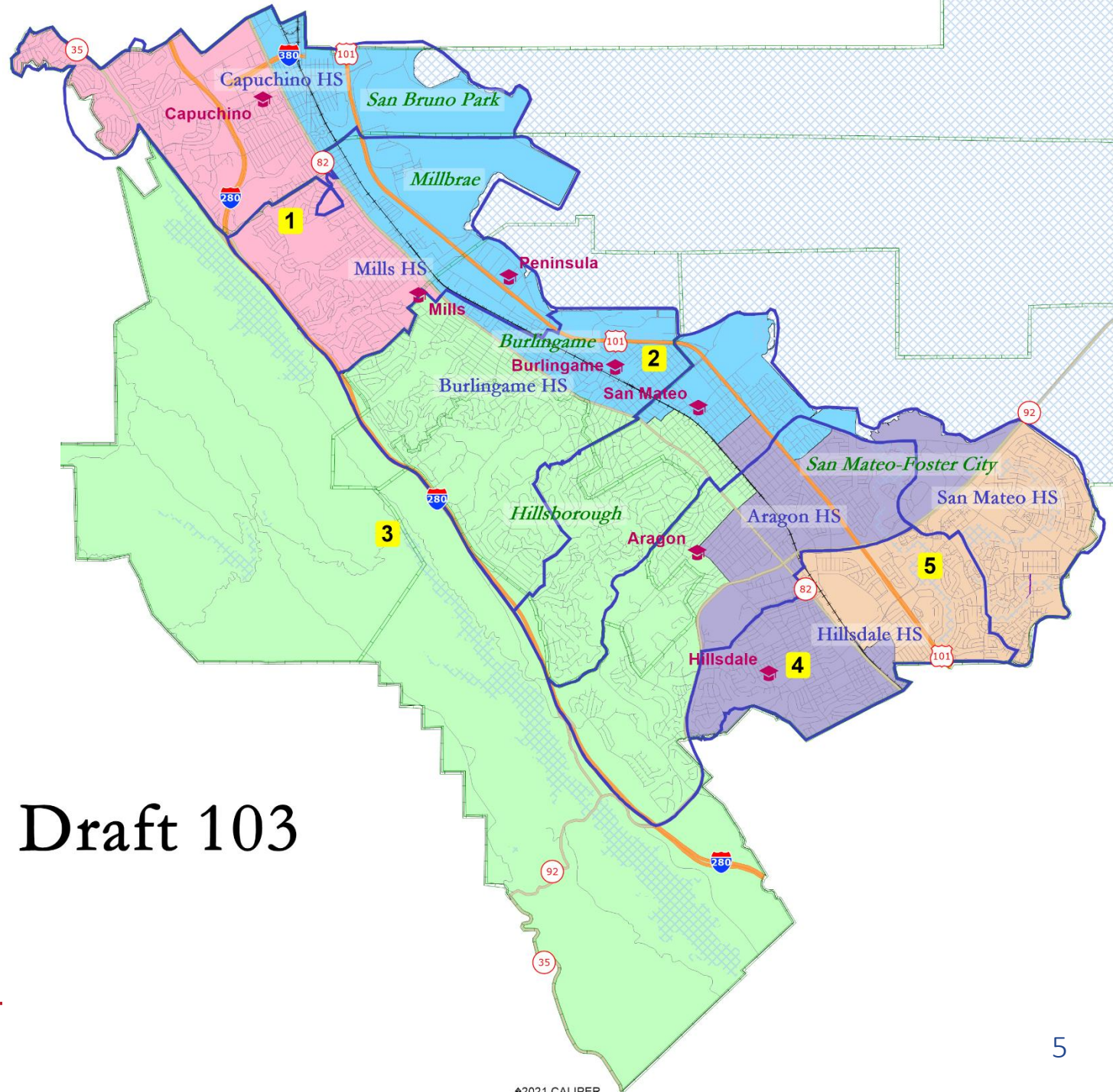
2024: Areas 1 (vacant) and 3 (vacant)

Alternative Election Sequence (other alternatives are also possible):

2022: Areas 1 (vacant), 3 (vacant), and 5 (Griffin)

2024: Areas 2 (Land & Dwyer) and 4 (Hanley & Zuniga)

# Draft 103





# Draft 103b

Compact Blending of Attendance Zones  
without using El Camino Real as divider.

Proposed Election Sequence:

2022: Areas 2 (Land & Dwyer), 4 (Hanley & Zuniga) and 5 (Griffin)

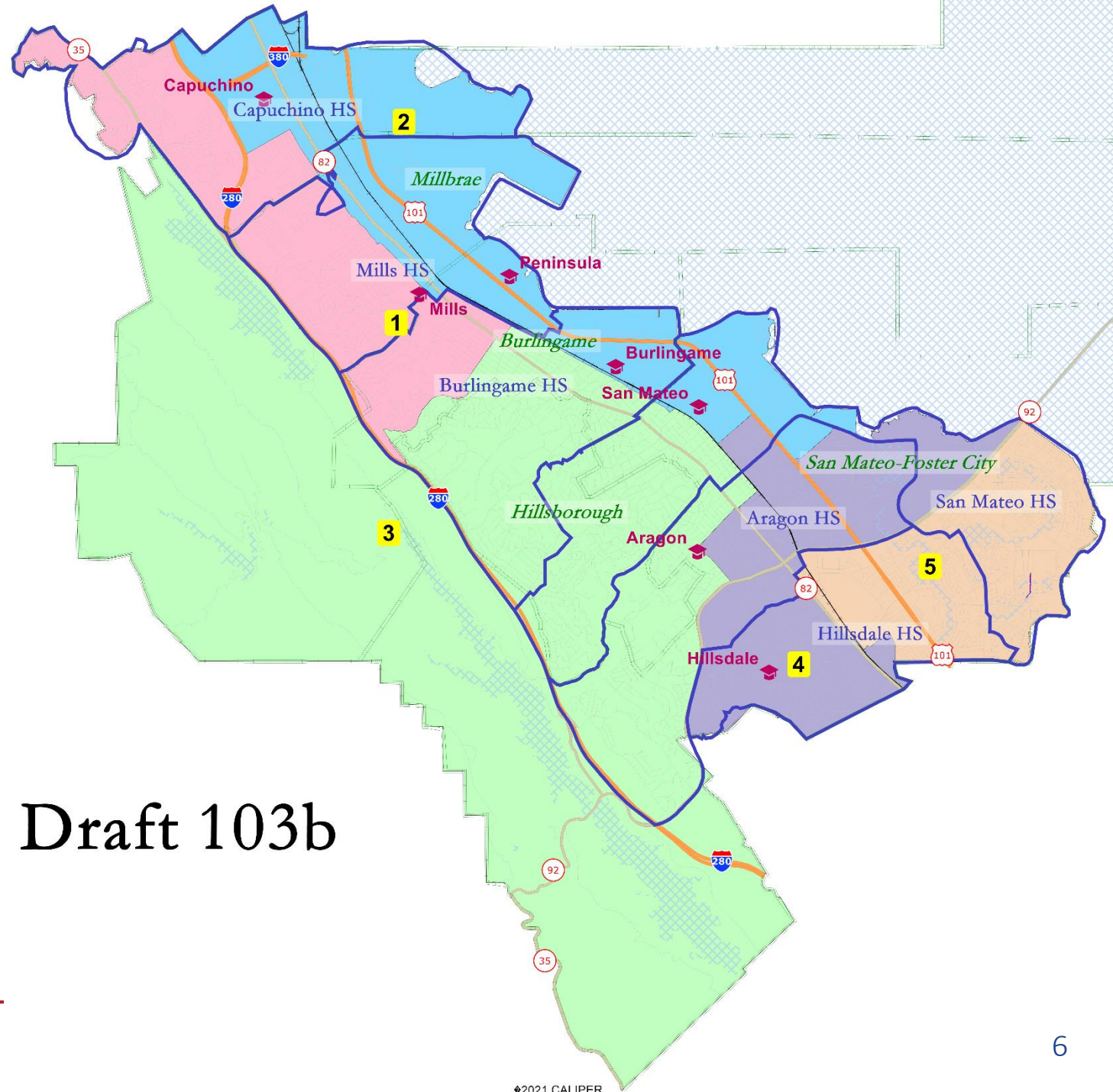
2024: Areas 1 (vacant) and 3 (vacant)

Alternative Election Sequence (other alternatives are also possible):

2022: Areas 1 (vacant), 3 (vacant), and 5 (Griffin)

2024: Areas 2 (Land & Dwyer) and 4 (Hanley & Zuniga)

Draft 103b



# Extensive Demographics Available For Each Map

Draft 102							
District	1	2	3	4	5	Total	
	Total Pop	48,724	49,421	51,431	50,808	49,808	250,192
	Deviation from ideal	-1,314	-617	1,393	770	-230	2,707
	% Deviation	-2.63%	-1.23%	2.78%	1.54%	-0.46%	5.41%
Total Pop	% Hisp	27.2%	12%	12%	34%	13%	20%
	% NH White	29%	44%	51%	32%	32%	38%
	% NH Black	2%	1%	1%	2%	2%	2%
	% Asian-American	35%	40%	32%	26%	49%	36%
Citizen Voting Age Pop	Total	32,601	32,015	35,348	29,392	29,116	158,473
	% Hisp	22%	10%	8%	21%	12%	15%
	% NH White	39%	54%	63%	46%	45%	50%
	% NH Black	1%	1%	1%	4%	3%	2%
	% Asian/Pac Isl.	37%	34%	27%	27%	39%	32%
Voter Registration (Nov 2020)	Total	27,812	30,769	34,826	26,392	26,599	146,398
	% Latino est.	25%	10%	7%	21%	11%	14%
	% Spanish-Sumamed	23%	9%	7%	19%	10%	13%
	% Asian-Sumamed	17%	23%	18%	15%	26%	20%
	% Filipino-Sumamed	5%	2%	1%	3%	2%	3%
	% NH White est.	53%	64%	72%	57%	57%	61%
	% NH Black	2%	1%	1%	5%	4%	2%
Voter Turnout (Nov 2020)	Total	23,302	26,845	30,846	21,858	23,040	125,891
	% Latino est.	24%	10%	7%	20%	10%	14%
	% Spanish-Sumamed	22%	9%	7%	18%	10%	13%
	% Asian-Sumamed	16%	22%	18%	15%	26%	19%
	% Filipino-Sumamed	5%	2%	1%	3%	2%	2%
	% NH White est.	54%	65%	73%	59%	57%	62%
	% NH Black	2%	1%	1%	4%	4%	2%
Voter Turnout (Nov 2018)	Total	16,172	20,509	24,548	16,085	16,836	94,150
	% Latino est.	22%	9%	6%	17%	9%	12%
	% Spanish-Sumamed	21%	8%	6%	16%	9%	11%
	% Asian-Sumamed	13%	18%	15%	12%	22%	16%
	% Filipino-Sumamed	4%	2%	1%	2%	2%	2%
	% NH White est.	59%	70%	76%	63%	61%	67%
	% NH Black est.	2%	1%	1%	4%	4%	2%

ACS Pop. Est.	Total	47,611	47,581	50,972	51,012	49,545	246,720
Age	age0-19	21%	24%	24%	24%	22%	23%
	age20-60	59%	53%	50%	57%	57%	55%
	age60plus	20%	23%	26%	19%	21%	22%
Immigration	immigrants	38%	32%	25%	39%	44%	36%
	naturalized	66%	64%	65%	44%	48%	56%
Language spoken at home	english	49%	62%	70%	48%	49%	56%
	spanish	19%	6%	6%	28%	9%	14%
	asian-lang	21%	23%	16%	16%	26%	20%
	other lang	11%	9%	8%	8%	16%	10%
Language Fluency	Speaks Eng. "Less than Very Well"	18%	13%	10%	24%	17%	17%
Education (among those age 25+)	hs-grad	35%	26%	21%	33%	24%	28%
	bachelor	29%	35%	35%	26%	34%	32%
	graduatedegree	15%	28%	34%	19%	32%	25%
Child in Household	child-under18	32%	32%	32%	31%	34%	32%
Pct of Pop. Age 16+	employed	72%	68%	64%	73%	70%	69%
Household Income	income 0-25k	9%	8%	7%	11%	7%	8%
	income 25-50k	12%	9%	9%	13%	8%	10%
	income 50-75k	10%	10%	7%	12%	7%	9%
	income 75-200k	49%	39%	34%	43%	43%	42%
	income 200k-plus	19%	33%	43%	22%	35%	31%
Housing Stats	single family	59%	60%	72%	49%	55%	59%
	multi-family	41%	40%	28%	51%	45%	41%
	rented	45%	43%	30%	49%	46%	42%
	owned	55%	57%	70%	51%	54%	58%

Total population data from the 2020 Decennial Census.

Surname-based Voter Registration and Turnout data from the California Statewide Database.

Latino voter registration and turnout data are Spanish-surname counts adjusted using Census Population Department undercount estimates. NH White and NH Black registration and turnout counts estimated by NDC. Citizen Voting Age Pop., Age, Immigration, and other demographics from the 2015-2019 American Community Survey and Special Tabulation 5-year data.

# Limited English Fluency & Children in Household

Limited English Fluency	D1	D2	D3	D4	D5	Total
102	18%	13%	10%	24%	17%	17%
103	16%	24%	11%	15%	17%	17%
103b	15%	24%	11%	15%	17%	17%
Children under 18 at home						
102	32%	32%	32%	31%	34%	32%
103	30%	33%	33%	31%	35%	32%
103b	33%	34%	30%	31%	35%	32%



# Income

		D1	D2	D3	D4	D5	Total
102	income 0-25k	9%	8%	7%	11%	7%	8%
	income 25-50k	12%	9%	9%	13%	8%	10%
	income 50-75k	10%	10%	7%	12%	7%	9%
	income 75-200k	49%	39%	34%	43%	43%	42%
	income 200k-plus	19%	33%	43%	22%	35%	31%
103	income 0-25k	9%	10%	7%	9%	7%	8%
	income 25-50k	10%	14%	9%	10%	8%	10%
	income 50-75k	9%	13%	7%	10%	7%	9%
	income 75-200k	46%	45%	33%	41%	43%	42%
	income 200k-plus	26%	18%	44%	30%	35%	31%
103b	income 0-25k	8%	11%	8%	9%	7%	8%
	income 25-50k	9%	14%	10%	10%	8%	10%
	income 50-75k	9%	13%	7%	10%	7%	9%
	income 75-200k	43%	45%	37%	41%	43%	42%
	income 200k-plus	30%	18%	39%	30%	35%	31%

# Education

		D1	D2	D3	D4	D5	Total
102	hs-grad	35%	26%	21%	33%	24%	28%
	bachelor	29%	35%	35%	26%	34%	32%
	graduatedegree	15%	28%	34%	19%	32%	25%
103	hs-grad	35%	26%	21%	33%	24%	28%
	bachelor	29%	35%	35%	26%	34%	32%
	graduatedegree	15%	28%	34%	19%	32%	25%
103b	hs-grad	30%	35%	20%	31%	23%	28%
	bachelor	33%	25%	35%	32%	34%	32%
	graduatedegree	22%	15%	34%	23%	32%	25%

# Citizen Voting Age Population

		D1	D2	D3	D4	D5	Total
102	% Hisp	22%	10%	8%	21%	12%	15%
	% NH White	39%	54%	63%	46%	45%	50%
	% NH Black	1%	1%	1%	4%	3%	2%
	% Asian/Pac.Isl.	37%	34%	27%	27%	39%	32%
103	% Hisp	13%	27%	7%	15%	12%	15%
	% NH White	44%	42%	62%	54%	45%	50%
	% NH Black	1%	3%	1%	3%	3%	2%
	% Asian/Pac.Isl.	40%	27%	29%	27%	39%	32%
103b	% Hisp	11%	27%	9%	15%	12%	15%
	% NH White	47%	38%	63%	54%	45%	50%
	% NH Black	1%	3%	1%	3%	3%	2%
	% Asian/Pac.Isl.	40%	31%	26%	27%	39%	32%



# Final Question: Election Sequencing

After selecting a map, the Board must decide upon an election sequence:

Proposed Election Sequence:

2022: Areas 2 (Land & Dwyer), 4 (Hanley & Zuniga) and 5 (Griffin)

2024: Areas 1 (vacant) and 3 (vacant)

Alternative Election Sequence (other alternatives are also possible):

2022: Areas 1 (vacant), 3 (vacant), and 5 (Griffin)

2024: Areas 2 (Land & Dwyer) and 4 (Hanley & Zuniga)

---

Thank you.  
Questions?

---

# Contact

*For more information, questions and comments about the presentation, please contact:*

**Jonathan  
Berry-Smith**

*Lozano Smith*

**Tel: 925.953.1620**

**[jberrysmith@lozanosmith.com](mailto:jberrysmith@lozanosmith.com)**

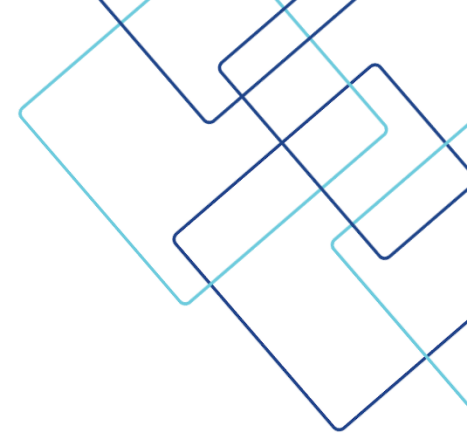
**Dr. Douglas  
Johnson**

*National Demographics  
Corporation*

**Tel: 310.200.2058**

**[djohnson@NDCresearch.com](mailto:djohnson@NDCresearch.com)**





Disclaimer: These materials and all discussions of these materials are for instructional purposes only and do not constitute legal advice. If you need legal advice, you should contact your local counsel or an attorney at Lozano Smith. If you are interested in having other in-service programs presented, please contact [clientservices@lozanosmith.com](mailto:clientservices@lozanosmith.com) or call (559) 431-5600.

Copyright © 2021 Lozano Smith

All rights reserved. No portion of this work may be copied, distributed, sold or used for any commercial advantage or private gain, nor any derivative work prepared therefrom, nor shall any sub-license be granted, without the express prior written permission of Lozano Smith through its Managing Partner. The Managing Partner of Lozano Smith hereby grants permission to any client of Lozano Smith to whom Lozano Smith provides a copy to use such copy intact and solely for the internal purposes of such client. By accepting this product, recipient agrees it shall not use the work except consistent with the terms of this limited license.

