
Mid-Year Local Control Accountability Plan (LCAP) Update

February 24, 2022

Background/Overview

Section 124(e) of Assembly Bill 130 requires the District staff to present an update on the annual update to the 2021–22 LCAP and budget overview for parents on or before February 28, 2022, at a regularly scheduled meeting of the Board of Trustees. At this meeting staff must report on the following:

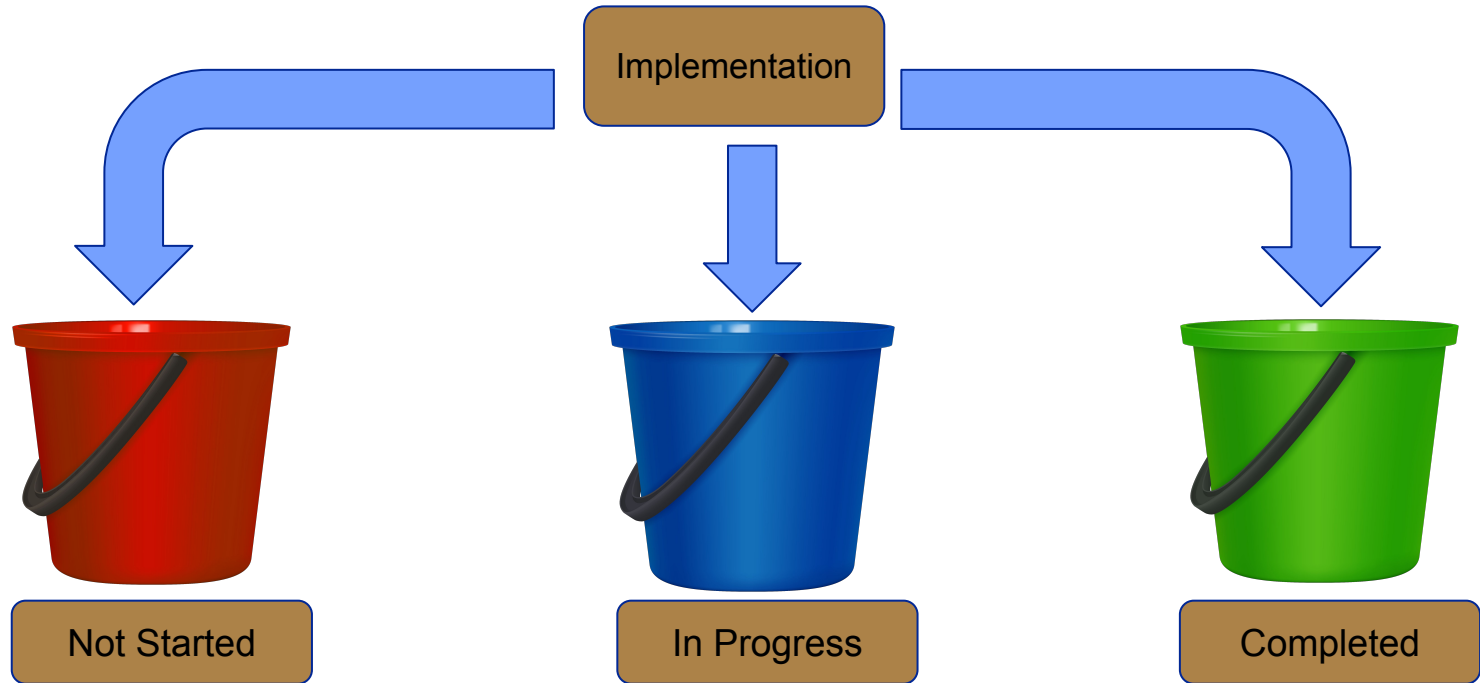
- The Supplement for the Annual Update for the 2021–22 LCAP (required template with 5 prompts);
- Mid-year implementation of LCAP and AB86/ESSER actions;
- Mid-year expenditures on LCAP and AB86/ESSER actions;
- Update on impact of extra state/federal dollars on Budget Overview for Parents; and
- Mid-year outcome data.

Supplement for Annual Update for 2021–22 LCAP

Five prompts in document linked in the agenda and [here](#): **Describe ...**

1. Engagement with “educational partners” on use of state Budget Act of 2021 funds not included in the 2021–22 LCAP
 - Educator Effectiveness Block Grant, Expanded Learning Opportunities Program, etc.
2. Use of additional concentration grant funds: Not applicable to SMFCSD
3. Engagement with “educational partners” on use of federal funds to support recovery from the COVID-19 pandemic
 - Funds in Learning Continuity & Attendance Plan, plus AB86 and ESSER III Plans
4. Implementation of the ESSER III plan approved in September
5. Use of additional 2021–22 state and federal funds in alignment with the LCAP

Mid-year Update: LCAP and AB86/ESSER Implementation



2021 LCAP Mid Year Report

Document linked in Agenda and [here](#).

Actions and Services listed, with Mid Year Summary, for

Goal 1 BASIC SERVICES

Goal 2 ACADEMIC ACCELERATION

Goal 3 PUPIL ENGAGEMENT AND SCHOOL CLIMATE (WELLNESS)

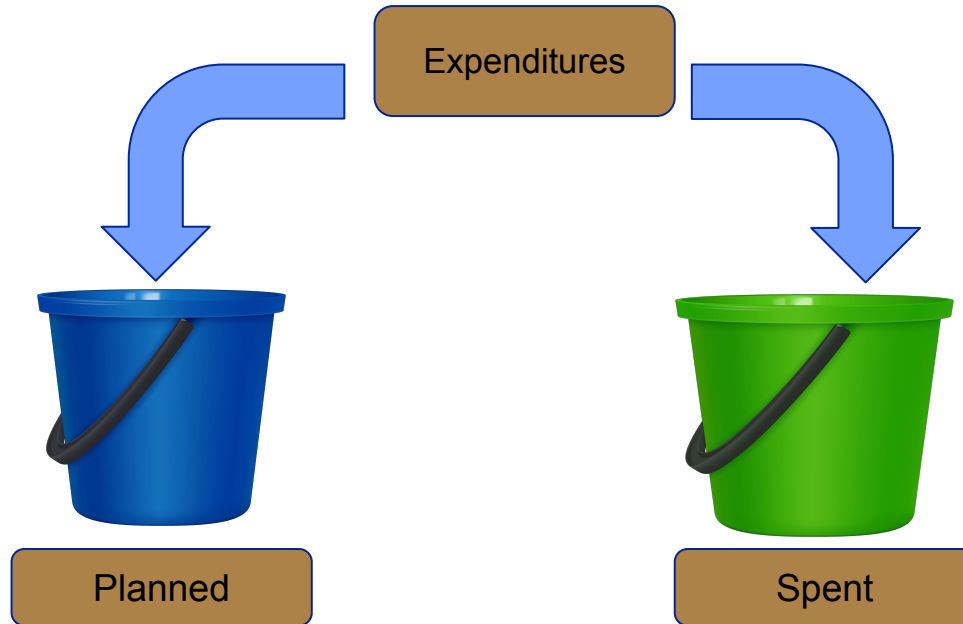
Goal 4 FAMILY ENGAGEMENT & SUPPORT

Goal 5 STUDENTS WITH IEPs

Goal 6 ENGLISH LEARNERS

Information on LCAP Metrics: At end of tonight's report

Mid-year Update: LCAP and AB86/ESSER Expenditures



LCAP Expenditures

	Budgeted	Expended
Total LCAP Funds	\$13,080,062	\$10,176,578
Goal Area 1: Basic Services		\$1,216,962
Goal Area 2: Student Achievement		\$6,158,350
Goal Area 3: Student Wellness		\$2,412,580
Goal Area 4: Family Engagement		\$374,072
Goal Area 5: Students with IEPs		Expended outside of LCAP
Goal Area 5: English Learners		\$14,614

AB86/ESSER Expenditures

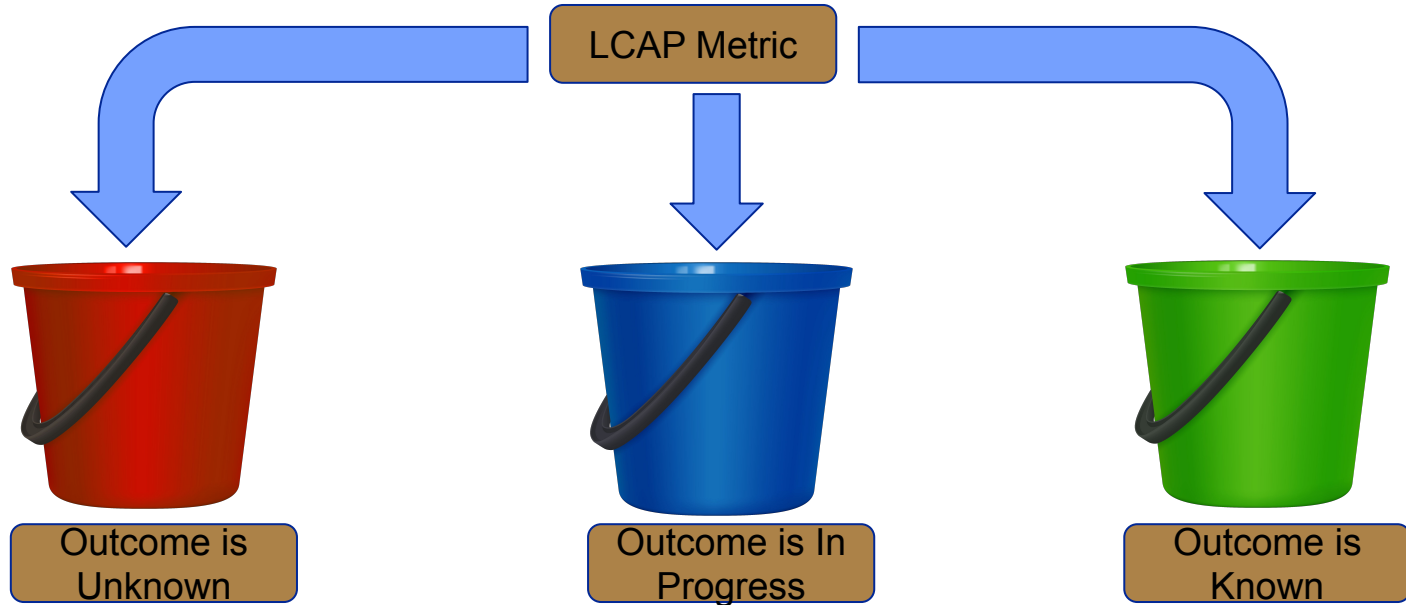
	Budgeted	Expended
Total AB86/ESSER Funds <u>for 2021-22</u>	\$5,019,855	\$3,379,175.33
Extended Learning (Summer, Boost, Independent Study)		\$1,307,853.49
Strengthen Math Instruction		\$673,325.55
Strengthen Language & Literacy Instruction		\$247,057.04
Additional Academic Services		\$645,598.70
Health & Well-Being		\$505,340.55

Impact to the Budget Overview for Parents

When the San Mateo Foster City School District adopted our LCAP and Budget on June 20, 2021, the state budget act was not complete. The adopted state budget included additional funds that were not anticipated by our district. The impact to our adopted Budget Overview for Parents is as follows:

Item	As adopted in BOP	Amount per Budget Act
Total LCFF Funds	\$136,375,595	\$137,021,619
LCFF Supplemental/ Concentration Grants	\$7,222,020	\$7,509,392

Mid-Year Update: Outcomes



Mid-year information on all LCAP metrics in the document linked in the Agenda and [here](#)

Math – Elementary Schools

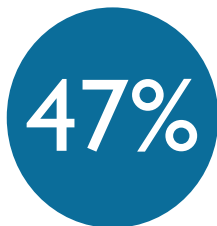
Common Formative Assessments (CFA)

Percent of Students Achieving “Full Understanding” on Unit Assessments

Fall Window (2021-22)

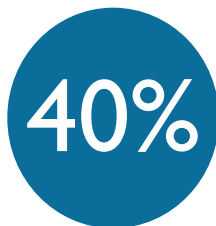
TK-2nd Grade

Participation Rate: 83%



3rd-5th Grade

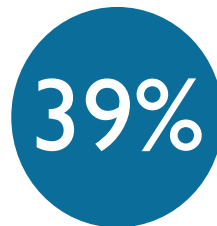
Participation Rate: 91%



Winter Window (2021-22)

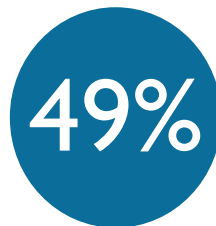
TK-2nd Grade

Participation Rate: 75%



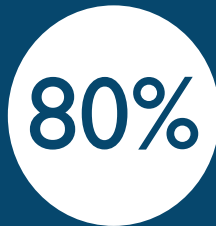
3rd-5th Grade

Participation Rate: 84%

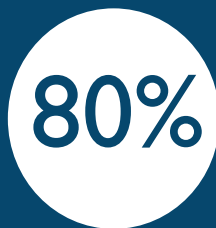


Desired Outcomes (2023-24)

TK-2nd Grade



3rd-5th Grade



Math – Middle Schools

Common Formative Assessments (CFA)



Percent of Students “Meeting/Exceeding” standard on Unit Assessments

Fall Window (2021-22)

6th Grade

Participation Rate: 93%

34%

8th Grade

Participation Rate: 91%

16%

Winter Window (2021-22)

6th Grade

Participation Rate: 94%

50%



8th Grade

Participation Rate: 90%

20%



Desired
Outcomes
(2023-24)

6th Grade

80%

8th Grade

80%

*The Math CFAs are not administered to students enrolled within Algebra I courses.

Reading – Elementary Schools

Fountas and Pinnell (F&P)

Percent of Students Reading At/Above Grade Level



Fall Window (2021-22)

Participation Rate: 90%

Winter Window (2021-22)

Participation Rate: 93%

Desired
Outcomes
(2023-24)

K-5th Grade

80%

7%

Kinder

40%

↑ +33%

48%

1st Grade

43%

↓ -5%

46%

2nd Grade

56%

↑ +10%

55%

3rd Grade

53%

↓ -2%

54%

4th Grade

54%

+0%

52%

5th Grade

57%

↑ +5%

Reading – Elementary Schools

Fountas and Pinnell (F&P)

Percent of Students Reading At/Above Grade Level



A Closer Look at 3rd Grade (2021-22)

Fall Window (2021-22)

Winter Window (2021-22)



Desired Outcomes (2023-24)

Latinx

30%

Special Education

32%

English Learner

33%

Economically Disadvantaged

34%

Reading – Elementary Schools

Fountas and Pinnell (F&P)

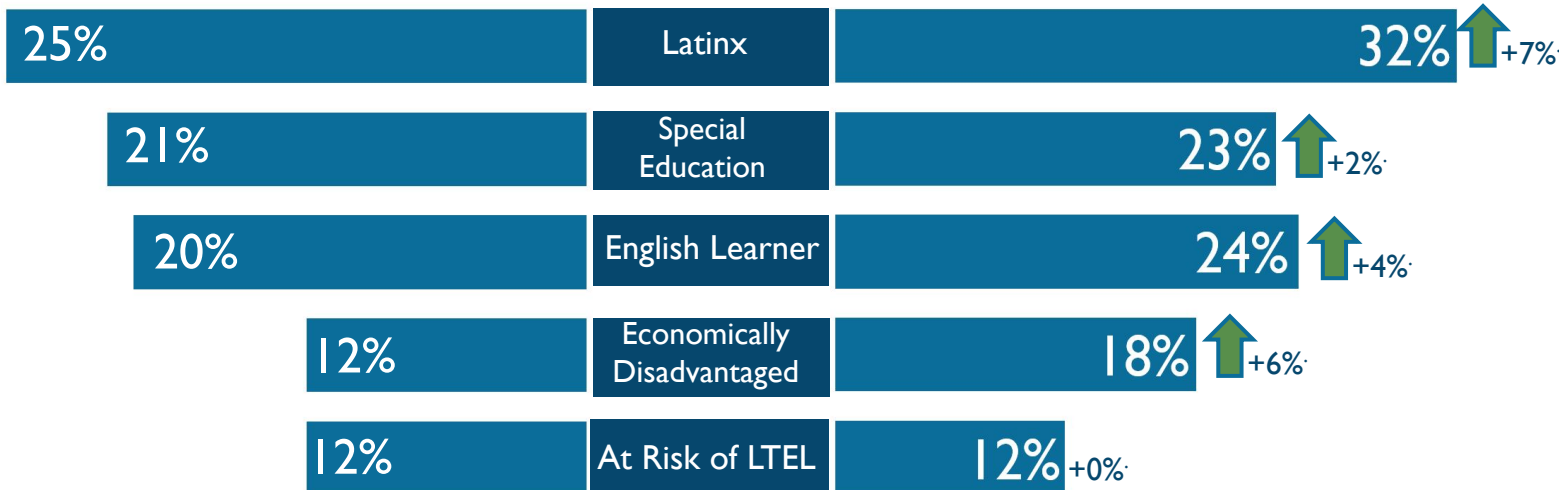
Percent of Students Reading At/Above Grade Level



A Closer Look at 5th Grade (2021-22)

Fall Window (2021-22)

Winter Window (2021-22)



Desired Outcomes (2023-24)

Latinx

30%

English Learner

33%

Special Education

33%

Economically Disadvantaged

35%

At Risk of LTEL

31%

Reading – Middle Schools

Reading Inventory (RI)

Percent of Students Reading at the Proficient or Advanced Level



READING INVENTORY

Fall Window (2021-22)

Participation Rate: 87%

69%

6th Grade

72%

7th Grade

73%

8th Grade

Winter Window (2021-22)

Winter RI
Assessment Window
Closing Soon

Desired
Outcomes
(2023-24)

6-8th Grade

80%

Reading – Middle Schools

Reading Inventory (RI)

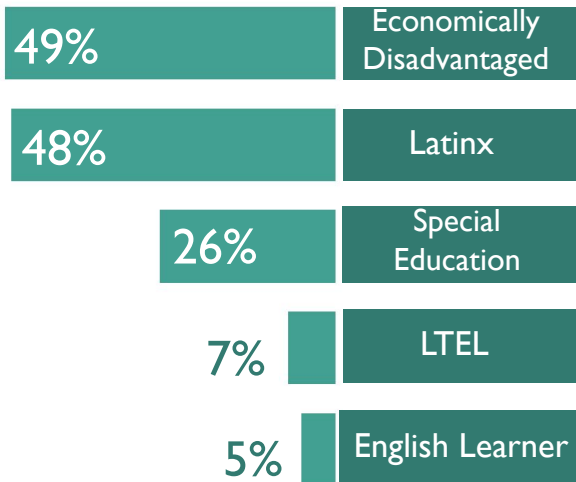


READING INVENTORY

Percent of Students Reading at an Advanced or Proficient Level

A Closer Look at 8th Grade (2021-22)

Fall Window (2021-22)



Winter Window (2021-22)

Winter RI
Assessment Window
Closing Soon

Desired Outcomes (2023-24)

Latinx

80%

English Learner

80%

Special Education

80%

Economically Disadvantaged

80%

LTEL

80%

Questions?