

# 2021 LCAP Needs Survey Results

Board Workshop

Jeremy Hinshaw – Research Project Manager

March 1, 2022



ELK GROVE UNIFIED SCHOOL DISTRICT

**LCFF | LCAP**  
ELK GROVE UNIFIED

# 2021-22 LCAP Needs Survey



# 2021-22 LCAP Needs Priority Areas

- Culturally relevant instruction
- Enroll in any course
- Challenging/interesting courses
- Chromebooks
- Online tools to support learning
- Good teachers
- **Good principals\***
- Small class sizes
- Libraries open after school
- Counselors (personal and college/career)
- Homework support
- Useful feedback from teachers on learning
- Classrooms where questions are welcome
- Frequent gradebook updates
- Security staff
- Safe school
- Athletics
- VAPA
- Extracurriculars
- Clean, well-maintained schools
- Transportation
- Later school start
- SEL instruction
- Bullying prevention
- Home visits
- Parent/teacher communication
- **Mental health support\***
- **COVID safety measures\***
- **Independent study options\***
- Info about participating in school activities

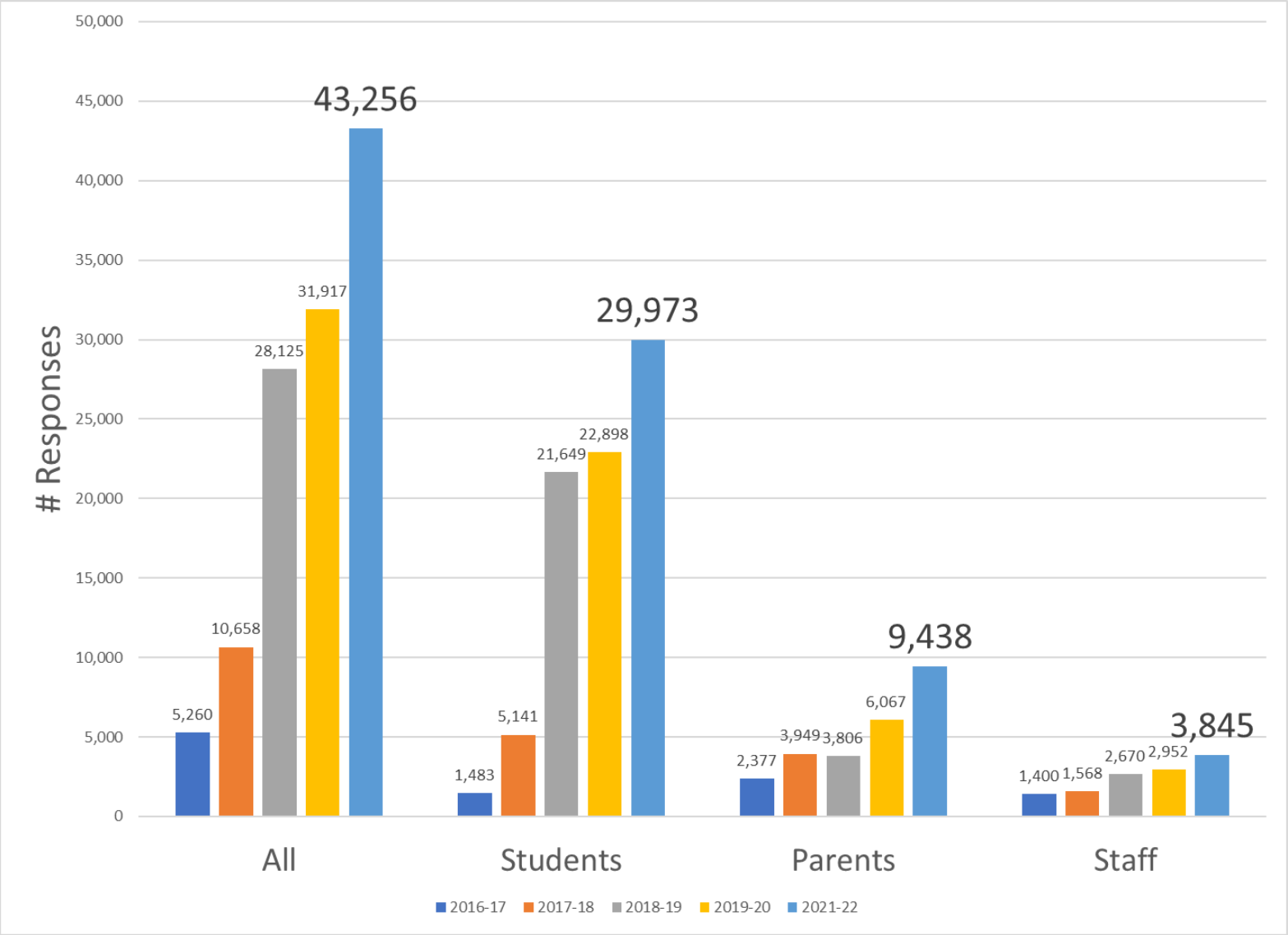
**\*New in 2021-22**

# 2021-22 LCAP Needs Analysis

## Continuous Improvement Efforts

Prior Condition	Impact	Solution
Satisfaction measures indicate problems but not solutions	Limited ability to reliably address dissatisfaction	Added dynamic open-ended feedback
Multiple links (9) to coordinate translated survey forms for 3 different groups	Difficult to distribute survey forms to various groups	Added all translations and forms to a single survey link
Only collected parent school, race/ethnicity information	Could not produce results for programmatic groups (parents of: English learners, students with disabilities, homeless, and foster youth)	Added demographic items about program participation/inclusion

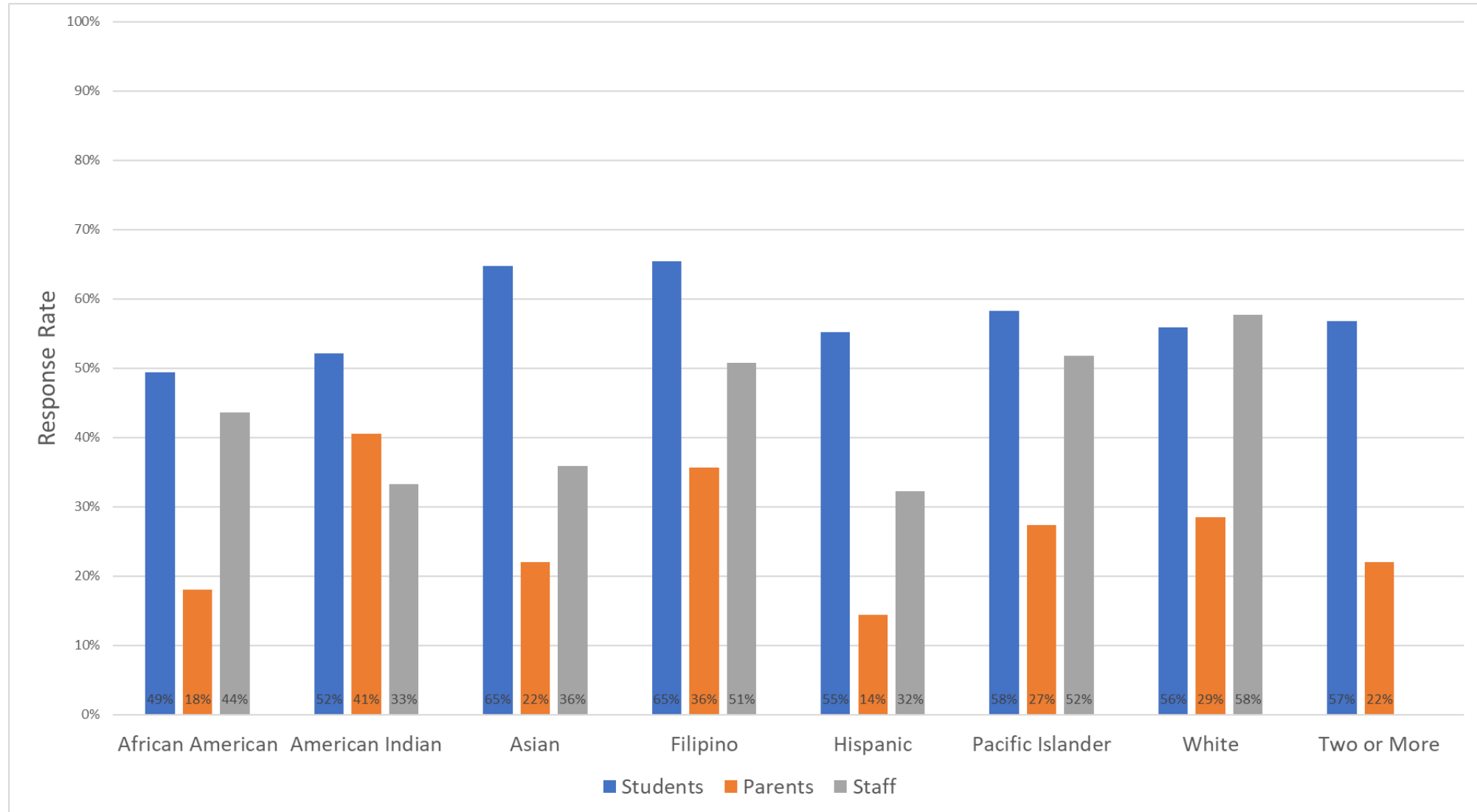
# LCAP Needs Survey Participation History



# 2021-22 LCAP Needs Survey Participation Rates

- Students: 29,973 (70%)
  - 8,426 (79%) elementary
  - 7,942 (79%) middle
  - 12,145 (59%) high
- Parents: 9,438 (27%)
  - 4,713 (22%) elementary
  - 1,739 (21%) middle
  - 2,723 (17%) high
- Staff: 3,845 (72%)
  - 1,802 (65%) elementary
  - 486 (59%) middle
  - 835 (45%) high

# 2021-22 Survey Participation by Ethnicity



# 2021-22 Survey Participation by Programmatic Groups

	Students	Parents
All	70%	27%
English Learners	55%	13%
Foster Youth	40%	69%
Homeless	39%	32%
Socioeconomically Disadvantaged	58%	*

\*Data Unavailable



# 2021-22 Survey Participation by Region

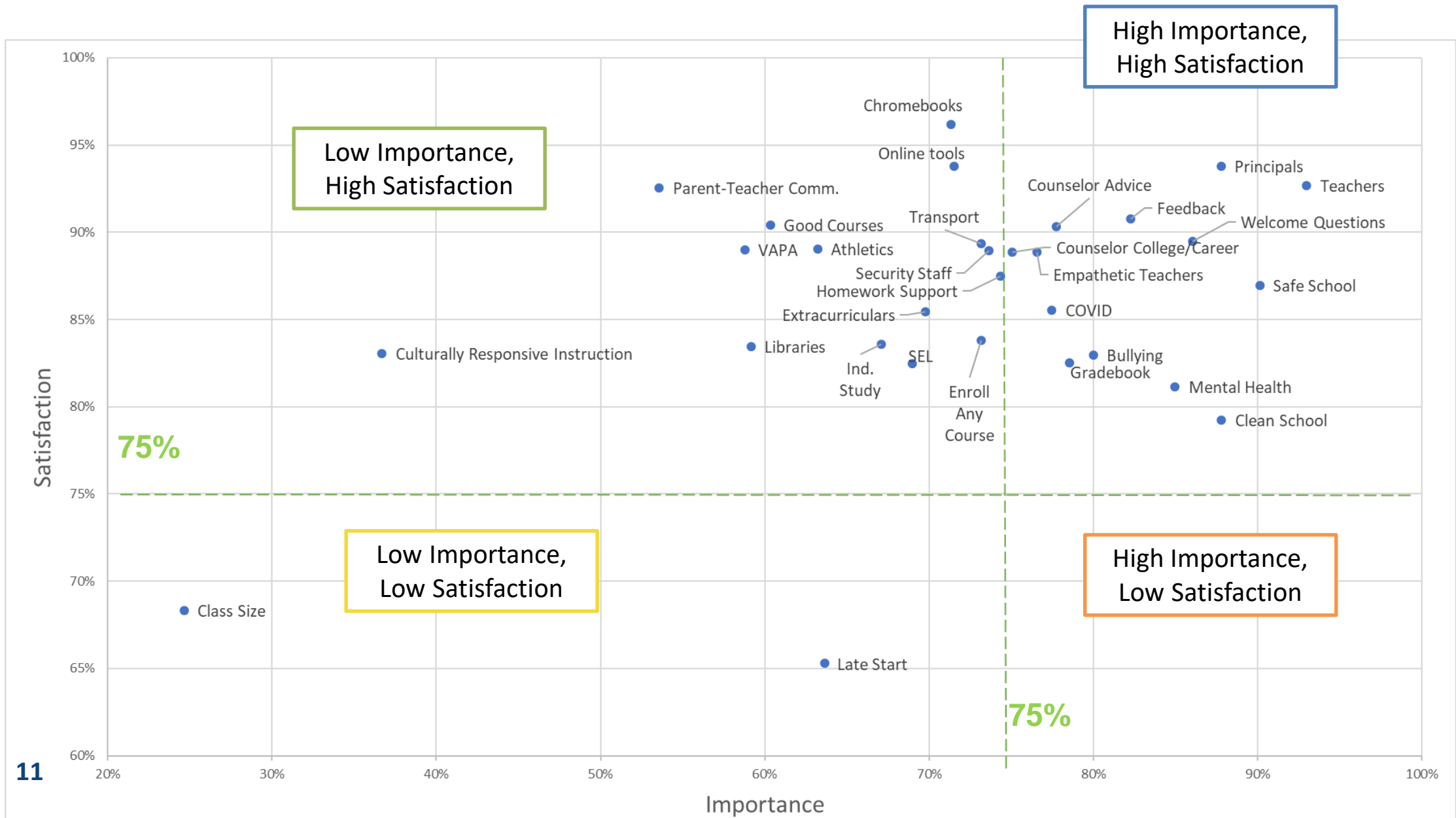
	Student	Parent	Staff
Cosumnes Oaks	75%	32%	55%
Elk Grove	57%	23%	56%
Florin	66%	10%	59%
Franklin	70%	27%	67%
Laguna Creek	61%	23%	67%
Monterey Trail	77%	13%	51%
Pleasant Grove	60%	23%	51%
Sheldon	65%	12%	69%
Valley	70%	13%	60%
Alternative	12%	13%	59%

# 2021-22

## Top 10 Priorities for Students

		2019-20	2021-22	Change
1	Good teachers	93%	93%	0%
2	A safe school	89%	90%	1%
3	Clean, well-maintained, welcoming schools	87%	88%	1%
4	Good principals	N/A	88%	*New 2021-22
5	Classrooms where I feel welcome to ask questions	85%	86%	1%
6	Mental health support for students	N/A	85%	*New 2021-22
7	Useful feedback from teachers on learning	76%	82%	6%
8	Bullying prevention	80%	80%	0%
9	Frequent gradebook/studentVUE updates	76%	79%	3%
10	Counselors to provide advice and personal support	79%	78%	-1%

# Student Priority Importance and Satisfaction

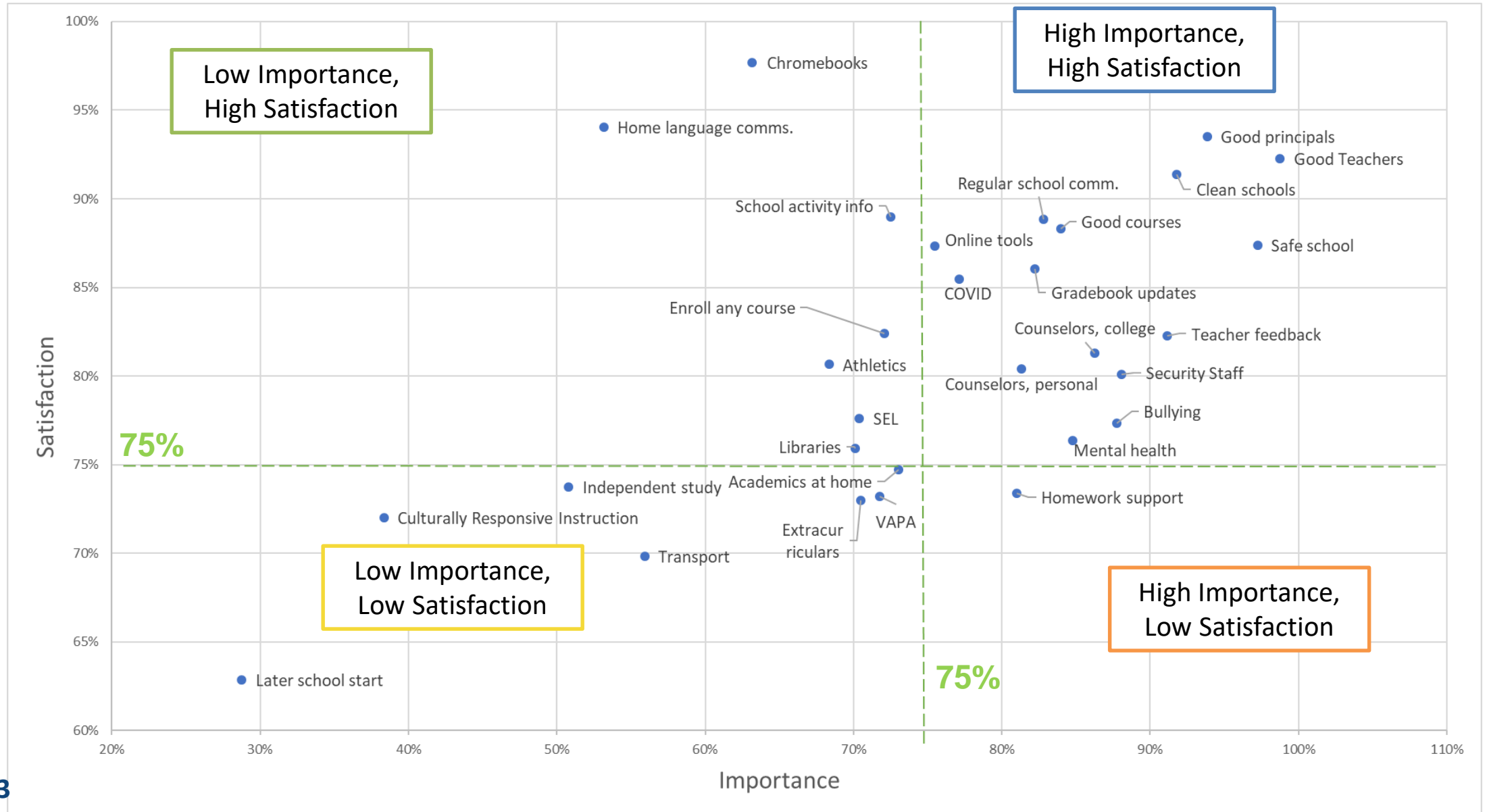


# 2021-22

## Top 10 Priorities for Parents

		2019-20	2021-22	Change
1	Good teachers	99%	99%	0%
2	A safe school	98%	97%	-1%
3	Good Principals	N/A	94%	*New 2021-22
4	Clean, well-maintained, inviting schools	92%	92%	0%
5	Useful feedback from teachers on learning	92%	91%	-1%
6	Security staff on campus	90%	88%	-2%
7	Bullying prevention	87%	88%	1%
8	Counselors to guide preparation for college and career	85%	86%	1%
9	Mental health support for students	N/A	85%	*New 2021-22
10	Challenging and interesting courses	88%	84%	-4%

# Parent Priority Importance and Satisfaction

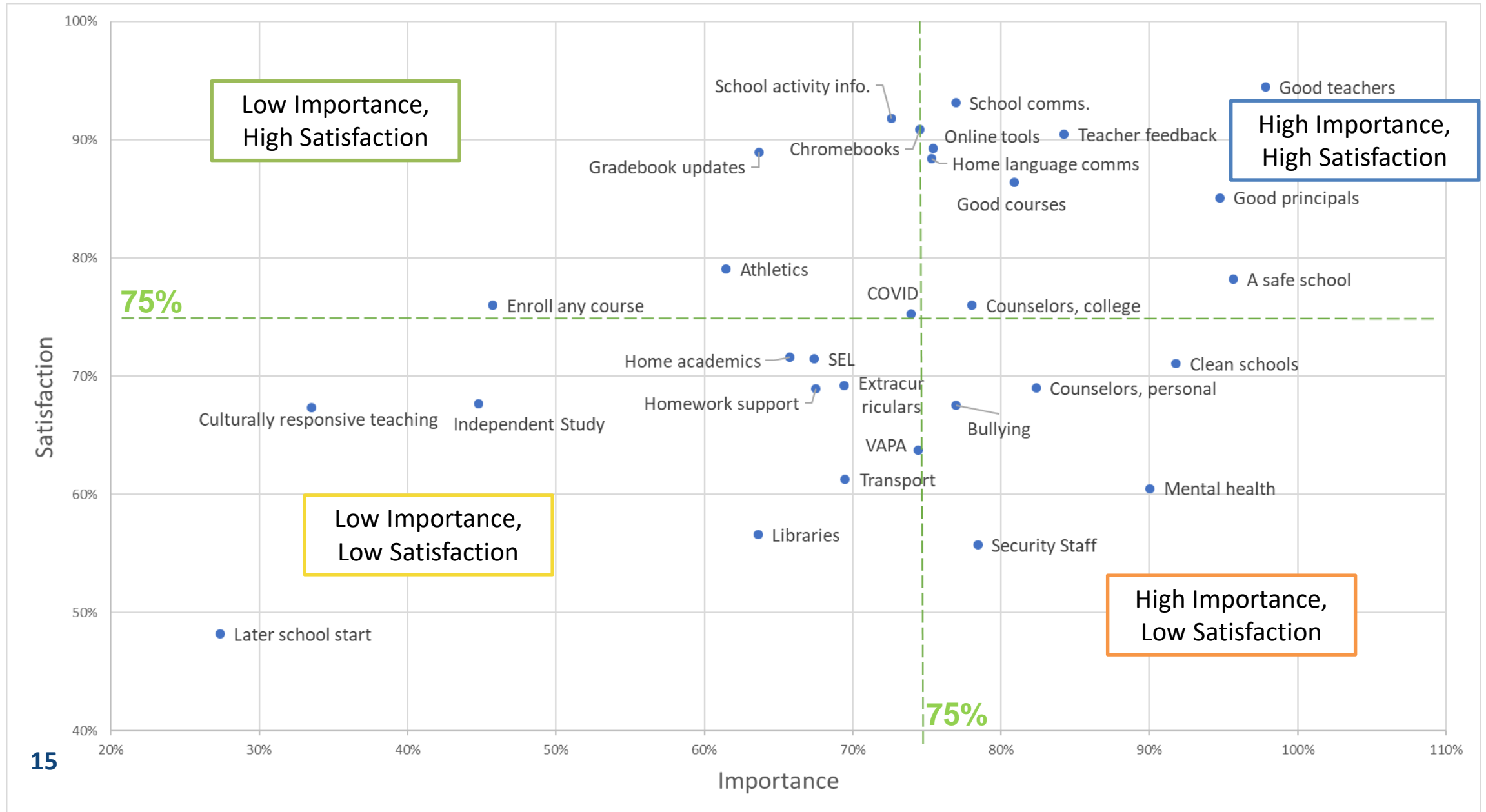


# 2021-22

## Top 10 Priorities for Staff

		2019-20	2021-22	Change
1	Good teachers	N/A	98%	*New 2021-22
2	A safe school	97%	96%	-1%
3	Good principals	N/A	95%	*New 2021-22
4	Clean, well-maintained, welcoming schools	91%	92%	1%
5	Mental health support for students	N/A	90%	*New 2021-22
6	Small class sizes	89%	86%	-3%
7	Useful feedback from teachers on learning	N/A	84%	*New 2021-22
8	Counselors to provide advice and personal support	83%	82%	-1%
9	Challenging and interesting courses	85%	81%	-4%
10	Security staff on campus	72%	78%	6%

# Staff Priority Importance and Satisfaction



# Other Priorities

- Food (improved quality, freshness, healthiness)
- Longer and more frequent breaks (e.g., recess/lunch)
- Playgrounds (better/newer equipment)
- Cleaner bathrooms
- Academic interventions (tutoring, support for EL students)
- Homework (too much, support needed)
- Student phone policy
- Scheduled time for socialization on-campus
- Improving student discipline
- Field trips



# Questions?