



SAN MATEO-
FOSTER CITY
SCHOOL DISTRICT

Week of
February 21 – 25, 2022

Last updated February 28

COVID-19

New Weekly

Reporting Document


When reading this reporting document

The data show for each school explains how many cases were reported to the school for the reporting week.

The total number of cases is shown on the left hand column. The total number of COVID+ students on campus during the reporting week is indicated in the middle column. This is because not all students who tested positive, attended school during the week.

The total number of classrooms with COVID+ cases is indicated in the right hand column. In some cases, classrooms had more than 1 positive student.

Reminder: All close contacts have already received letters for the week.



How many cases were there this week at my school?

Of the total cases, how many COVID+ students attended school this week?

How many classrooms were affected?

**Middle Schools data on page 7*

WEEK OF
FEB 21 - 25



Cases for
the
reporting
week



Audubon
Elementary

558 students



Baywood
ELEMENTARY SCHOOL

543 students



160 students



BERESFORD
ELEMENTARY
SCHOOL

254 students

0

0

0

0

0

0

0

0

0

0

0

0

How many cases were there this week at my school?

Of the total cases, how many COVID+ students attended school this week?

How many classrooms were affected?

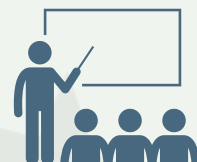
WEEK OF
FEB 21 - 25



Cases for
the
reporting
week



COVID+ on
campus this
week



Classrooms



Brewer Island
Elementary School

385 students

0

0

0



434
students

College Park
Elementary School

中文沉浸式資優課程

0

0

0



FIESTA GARDENS
INTERNATIONAL
SCHOOL

425 students

0

0

0



Foster City
Elementary

762 students

0

0

0

How many cases were there this week at my school?

Of the total cases, how many COVID+ students attended school this week?

How many classrooms were affected?

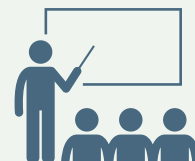
WEEK OF
FEB 21 - 25



Cases for
the
reporting
week



COVID+ on
campus this
week



Classrooms



George Hall

Elementary School

420 students

0

0

0



428 students

0

0

0



Laurel

Elementary School

557 students

0

0

0



390 students

0

0

0

How many cases were there this week at my school?

Of the total cases, how many COVID+ students attended school this week?

How many classrooms were affected?

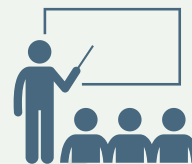
WEEK OF
FEB 21 - 25



Cases for
the
reporting
week



COVID+ on
campus this
week



Classrooms



MEADOW HEIGHTS
ELEMENTARY SCHOOL
SAN MATEO - FOSTER CITY SCHOOL DISTRICT

278 students

0

0

0



North
Shoreview
Montessori
259 students

0

0

0



287 students

0

0

0

How many cases were there this week at my school?

Of the total cases, how many COVID+ students attended school this week?

How many classrooms were affected?


WEEK OF
FEB 21 - 25



Cases for
the
reporting
week



COVID+ on
campus this
week



Classrooms



SAN MATEO PARK
ELEMENTARY

327 students

0

0

0



Sunnybrae
Elementary School

384 students

0

0

0

Turnbull

Preschool

288 students

0


0

0

COVID-19 updates, like this document, or anything COVID related, can be found on our "[Safe Return to School](#)" page.

For information about how to sign up for pooled testing, consent forms, and videos on "how to self swab" for students, visit our [Pooled Testing page](#).

Middle Schools data on page 7



How many cases were there this week at my school?

Of the total cases, how many COVID+ students attended school this week?

Middle school data does not include classroom numbers.

WEEK OF
FEB 21 - 25



Cases for
the
reporting
week



COVID+ on
campus this
week



ABBOTT
Middle School

758
students

1

0



Bayside
Academy

839
students

1

0



Bowditch
MIDDLE SCHOOL

907
students

1

0



Borel
Middle School

985
students

2

0