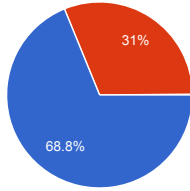


752 responses

Summary

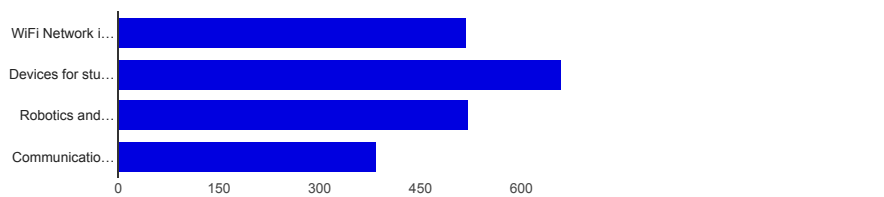
Please let us know who you are...



| | | |
|---------|-----|-------|
| Parent | 510 | 68.8% |
| Staff | 230 | 31% |
| Student | 1 | 0.1% |

Technology Infrastructure & Tools

Check the three you would consider top priorities



| | | |
|--|-----|-------|
| WiFi Network is maintained and updated | 518 | 70.2% |
| Devices for students and teachers | 659 | 89.3% |
| Robotics and Science Technology Engineering Arts Math (STEAM) equipment | 520 | 70.5% |
| Communication tools for staff and parents including electronic translation | 385 | 52.2% |

Materials and Supplies

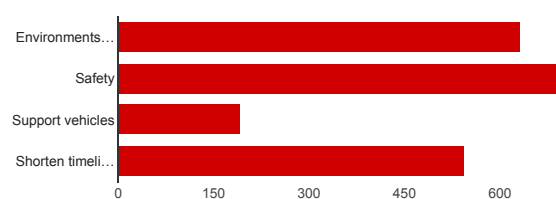
Check the two you would consider top priorities



| | | |
|---|-----|-------|
| Educational CDs and Software that assists with learning such as "Rosetta Stone" | 385 | 52.9% |
| Supplies that support STEAM | 567 | 77.9% |
| Supplies that support experiential learning & Project Based Learning, such as garden supplies for the Weller portion of the Cesar Chavez Community Garden | 452 | 62.1% |

Facilities

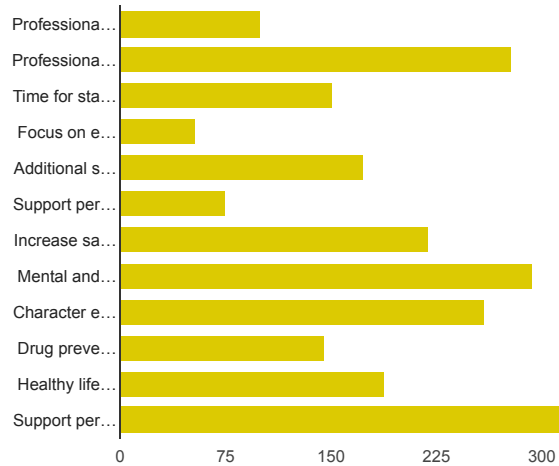
Check the three you would consider top priorities



| | | |
|---|------------|-------|
| Environments that demonstrate commitment to 21st century learning | 632 | 85.6% |
| Safety | 696 | 94.3% |
| Support vehicles | 192 | 26% |
| Shorten timeline on deferred maintenance projects | 544 | 73.7% |

Support Services and Personnel

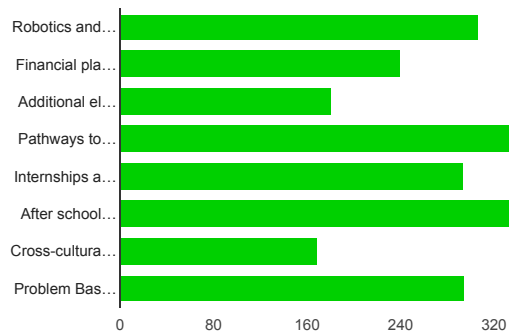
Check the three you would consider top priorities



| | | |
|---|------------|-------|
| Professional development in cultural inclusivity for all staff | 100 | 13.5% |
| Professional development to increase job skills (classified) as well as instructional skills (certificated) | 278 | 37.6% |
| Time for staff collaboration and engagement in professional learning communities (PLC) | 151 | 20.4% |
| Focus on equity | 53 | 7.2% |
| Additional staff and training to support technology use | 173 | 23.4% |
| Support personnel for families | 75 | 10.1% |
| Increase safety and staff visibility on campuses; truancy prevention | 219 | 29.6% |
| Mental and emotional health for students | 293 | 39.6% |
| Character education including anti-bullying | 259 | 35% |
| Drug prevention | 145 | 19.6% |
| Healthy life styles and environmental impact education, i.e. food choices | 188 | 25.4% |
| Support personnel for students needing additional academic guidance | 315 | 42.6% |

Instructional Program

Check the three you would consider top priorities



| | | |
|---|------------|-------|
| Financial planning and literacy | 240 | 32.5% |
| Additional electives and world languages, dual immersion support | 180 | 24.4% |
| Pathways to career and college | 379 | 51.4% |
| Internships and mentorships, include partnerships with business and trades | 294 | 39.8% |
| After school enrichment and intervention programs, include high school tutors/buddies | 345 | 46.7% |
| Cross-cultural focus in instruction; build empathy and cultural understanding | 169 | 22.9% |
| Problem Based Learning (PBL) and Experiential Learning | 295 | 40% |

Number of daily responses

