


Local Control Accountability Plan Summary Infographic

Milpitas Unified School District
April 18, 2017

Local Control & Accountability Plan Summary 2016-17

DISTRICT STORY



10,291 STUDENTS



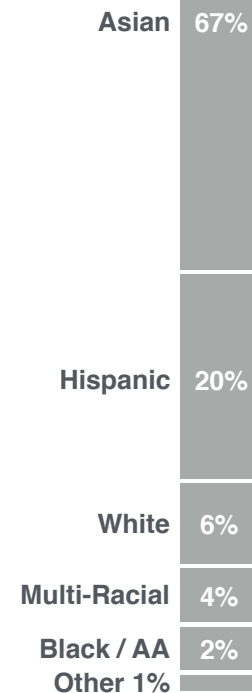
13 SCHOOLS
+CDC

2 HS | 2 MS | 9 ES



1300 EMPLOYEES

STUDENT ETHNICITY



SUBGROUPS

49%

Unduplicated High Need

32%

English Learners

<1%

Foster Youth

32%

Low Income

Teacher Development PLC



Leader in Innovation & Technology

Personalization of Instruction



District Mission

We have high expectations for every student, and provide multiple opportunities and pathways for success. We provide learning opportunities for all, and create nurturing environments where students are inspired and empowered.

BUDGET



General Fund Expenditures
\$118,211,016

LCAP Expenditures
\$9,186,267

LCFF Revenues
\$114,494,218

Additional \$ Not Specified In The LCAP

Continue to provide funding for retiree certificated + classified benefit plans

Maintenance, operations, and transportation

Technology operations and service

LCAP HIGHLIGHTS



Increase Academic Achievement
\$6,266,425

GOAL

1

Staff + Professional Development
New Teacher Induction Program
CCSS Materials & Supplies



Climate + Social Emotional Needs
\$1,627,060

GOAL

2



Family Engagement Staff
Family Engagement Events
Student Attendance & Engagement



Close Achievement Gap
\$1,980,744

GOAL

3

Increase Support of EL/FY/SPED
Increase Staffing (e.g. Coaches + Liaisons)
6 of 9 Elementary added SEAL

GREATEST PROGRESS

Increased Academic Performance ELA & Math



Status: HIGH



Change: INCREASED



Increased Graduation Rate English Learners

Status: HIGH



Change: INCREASED

Planned Actions to Maintain Progress

- Continue State Standards implementation professional development.
- Continue SEAL implementation & coaching.

GREATEST NEEDS



Decreased Suspension Rates for AA/Hispanic/SWD

Status: HIGH



Change: DECREASED

Increased Access to A - G



Status: LOW



Change: INCREASED



Improved School Climate

Status: LOW

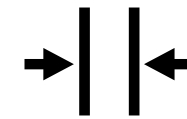


Change: INCREASED

Planned Actions to Address Needs

- Intervention systems to address suspension issues & student engagement
- PBIS implementation & restorative practices.

PERFORMANCE GAPS



SUBGROUP IN NEED

a : chronic absenteeism
b : suspension rate
c : graduation rate

d : ELA assessment
e : Math assessment

	a	b	c	d	e
Hispanic	X	X		X	X
English Learners	X			X	X
Low Income	X				
African American	X	X		X	X
Asian	X				
Students With Disabilities	X	X	X	X	X

Planned Actions to Address Performance Gaps

- Professional development for socio-emotional learning (SEL).
- Expand intervention for ELD, A-G pathway and AVID.

INCREASED OR IMPROVED SERVICES



Increased EL Teacher Professional Development &

Improve vertical and horizontal articulation for standards alignment

Increased Targeted Supports for Low Income

Equity Advisor to provide direct support to students & families

