

# BOUNDARY CHANGES

---

October 12, 2017

# New Boundary Map

## Actions:

- Create a boundary for Campbell School of Innovation
- Limit the impact to our schools
- Reduce the size of our two large elementary schools - Capri and Castlemont
- Balance the size of our two middle schools, Monroe and Rolling Hills

# Campbell School of Innovation Proposed Boundary

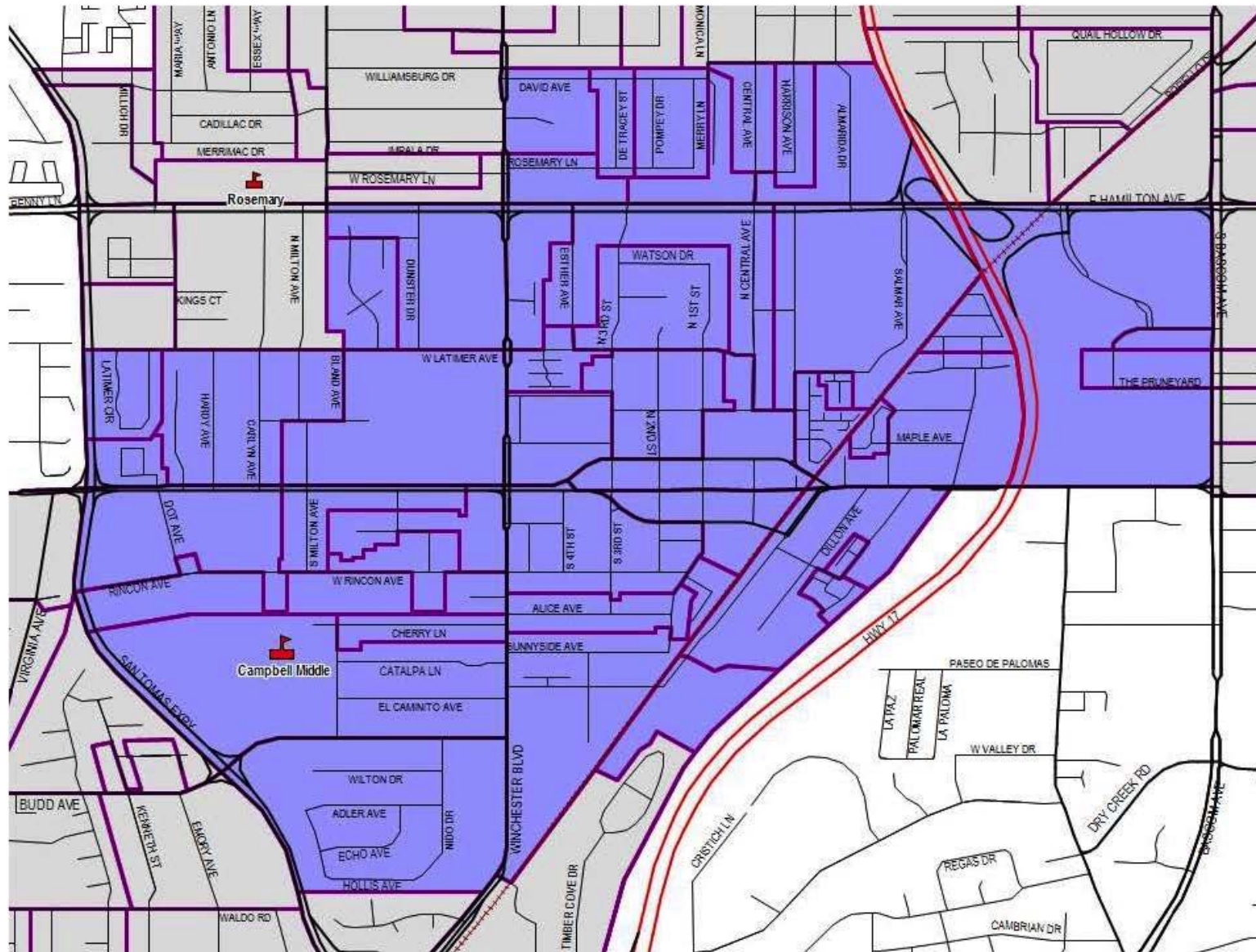


Table 1: Current Elementary Attendance Areas for September 18, 2017, CUSD-Enrolled Students in TK-5 (including all in 5th)

2017-18 Elementary Attendance Area	Resident Numeric TK-5 Student Totals				Percent of TK-5 Students in Attend Area			Current <u>K-4</u> Enrollment	
	ATT & MHP Units by Area*		All Other ATT & SFD by Area*	All TK-5	ATT & MHP Units by Area*		All Other ATT & SFD by Area*		
	Most Affordable	Affordable to Basic			Most Affordable	Affordable to Basic			
Attendance areas not expected to be altered by opening of a new TK-8 school on former Campbell Middle site:									
Lynhaven	103	237	303	643	16%	37%	47%	491	
Sherman Oaks	285	91	124	500	57%	18%	25%	422	
Blackford	19	271	206	496	4%	55%	42%	421	
Forest Hill	0	16	556	572	0%	3%	97%	548	
Marshall Lane	0	38	494	532	0%	7%	93%	448	
Attendance areas that could be altered by opening of a new TK-8 school on former Campbell Middle site:									
Castlemont	101	149	276	526	19%	28%	52%	543	
Rosemary	513	93	104	710	72%	13%	15%	409	
Capri	130	213	512	855	15%	25%	60%	558	
Village								232	
Incoming Inter-District**				250					
* These are CUSD-enrolled student totals in TK-5 for EPC classifications of the dominant relative housing types and values in each EPC-created planning area. Some Affordable-to-Basic ATT (apartment, condo, townhouse and plex) areas include a few SFD homes.									
** Incoming inter-district total includes a few students at unlocatable addresses. Outgoing inter-district amounts (to other districts) not determined.									
Note: Sherman currently has 49 students enrolled in 6th.									Source: EPC 9/19/17

**Table 2: Elementary Attendance Areas for September 18, 2017, CUSD-Enrolled Students in TK-5 (incl. all in 5th)**

*New School Area with (1) west boundary of center of San Tomas Expwy. north of (excl. all of) Friar Way and Manx Ave., (2) north boundary of center of Latimer Ave. west of Bland Ave., center of Hamilton Ave. east of Eden Ave. to Winchester Blvd., including all of David Ave. east of Winchester Blvd. to Monica Lane, center of David Ave. east of Monica Lane to Hwy. 17, and center of Hamilton Ave. between Hwy. 17 and Bascom Ave., (3) east boundary of center of Bascom Ave. (and CUSD edge) and (4) south boundary of north of (excl. all of) Friar Way, Manx Ave. and Timber Cove Dr.*

Alt. 8 Potential Elementary Attendance Area	Resident Numeric TK-5 Student Totals					Percent of TK-5 Students in Attend Area					Current <u>K-4</u> Enrollment without stu. in New area
	ATT & MHP Units by Area*		All Other ATT & SFD by Area*	All TK-5	ATT & MHP Units by Area*		All Other ATT & SFD by Area*				
	Most Affordable	Affordable to Basic			Most Affordable	Affordable to Basic					
Castlemont	85	67	232	384	22%	17%	60%	434			
Rosemary	511	64	40	615	83%	10%	7%	366			
Capri	130	68	438	636	20%	11%	69%	409			
New School	18	256	182	456	4%	56%	40%	(N/A)			

\* These are CUSD-enrolled student totals in TK-5 for EPC classifications of the dominant relative housing types and values in each EPC-created planning area. Some Affordable-to-Basic ATT (apartment, condo, townhouse and plex) areas include a few SFD homes.

Source: EPC 10/5/17

**Table 3: Middle School Attendance Areas for September 18, 2017, CUSD-Enrolled Students in 6-8 (excl. all 5th)**

*(see Elementary Draft Table 13 for boundaries of New School under this alternative; rest of Rosemary elementary area becomes Middle School Option Area, with all other areas outside of New School and Middle Option Area being assigned to Monroe in the north and Rolling Hills in the south)*

Alt. 6 Potential Middle School Attendance Area	Resident Numeric 6-8 Student Totals					Percent of 6-8 Students in Attend Area					Current <u>6th</u> Enrollment without stu. in New area
	ATT & MHP Units by Area**		All Other ATT & SFD by Area**			ATT & MHP Units by Area**		All Other ATT & SFD by Area**			
	Most Affordable	Affordable to Basic				Most Affordable	Affordable to Basic				
				All 6-8							
Monroe	200	287	365	852		23%	34%	43%	349		
Option Area	225	34	16	275		82%	12%	6%	(N/A)		
New School	10	102	54	166		6%	61%	33%	(N/A)		
Rolling Hills	58	57	739	854		7%	7%	87%	317		

\*\* These are CUSD-enrolled student totals in 6-8 for EPC classifications of the dominant relative housing types and values in each EPC-created planning area. Some Affordable-to-Basic ATT (apartment, condo, townhouse and plex) areas include a few SFD homes.

Note: Sherman currently has 49 students enrolled in 6th.

Source: EPC 10/5/17

# Changes

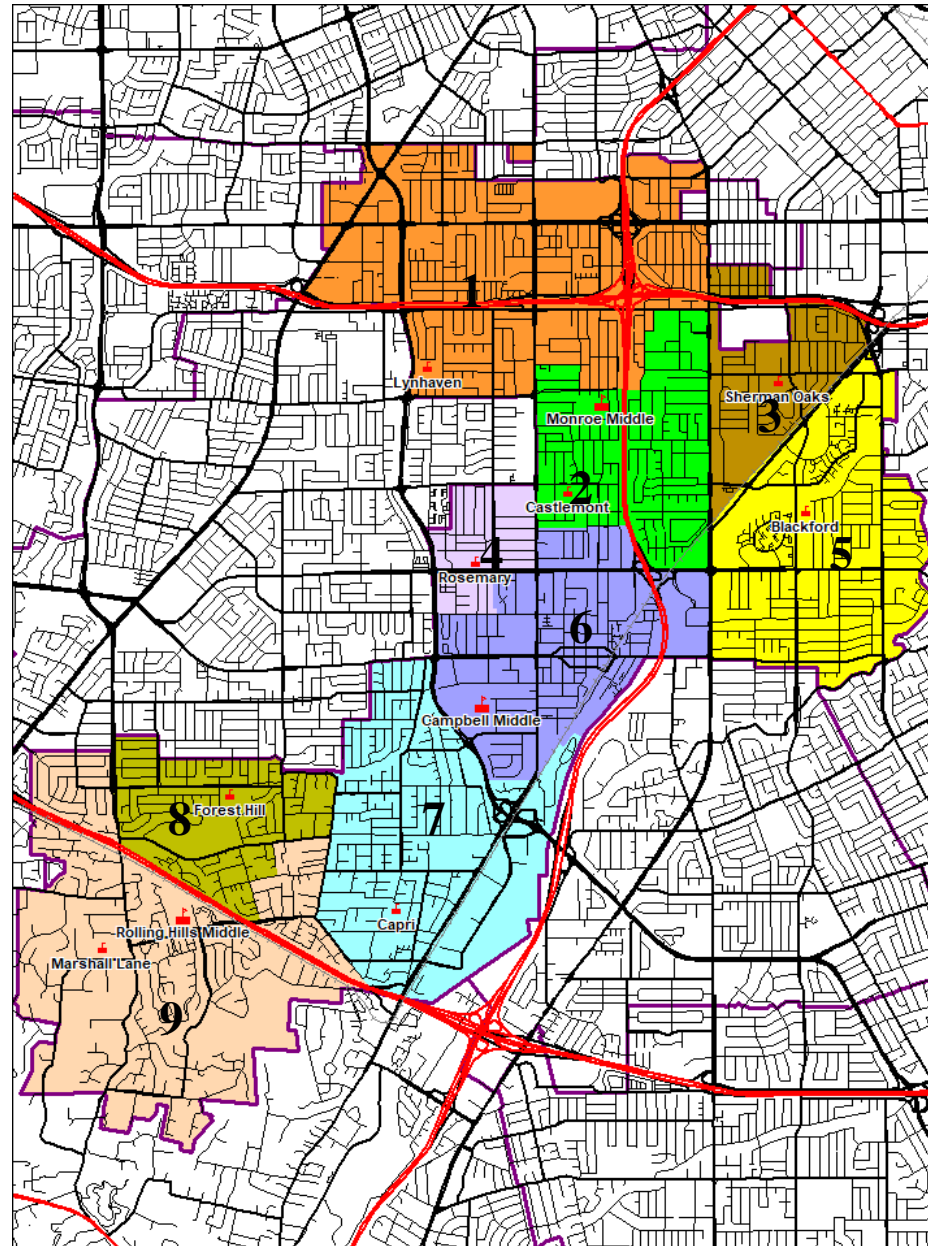
## Proposed Changes

- Middle Schools Serve 6-8 Grades, 5<sup>th</sup> Grades Remain at Elementary Schools
- Free Zone for Rosemary Area 6-8 Grade Students
  - Capacity established for each middle school
- Busing for Rosemary 6-8 to Rolling Hills



## New Elementary Boundary Map

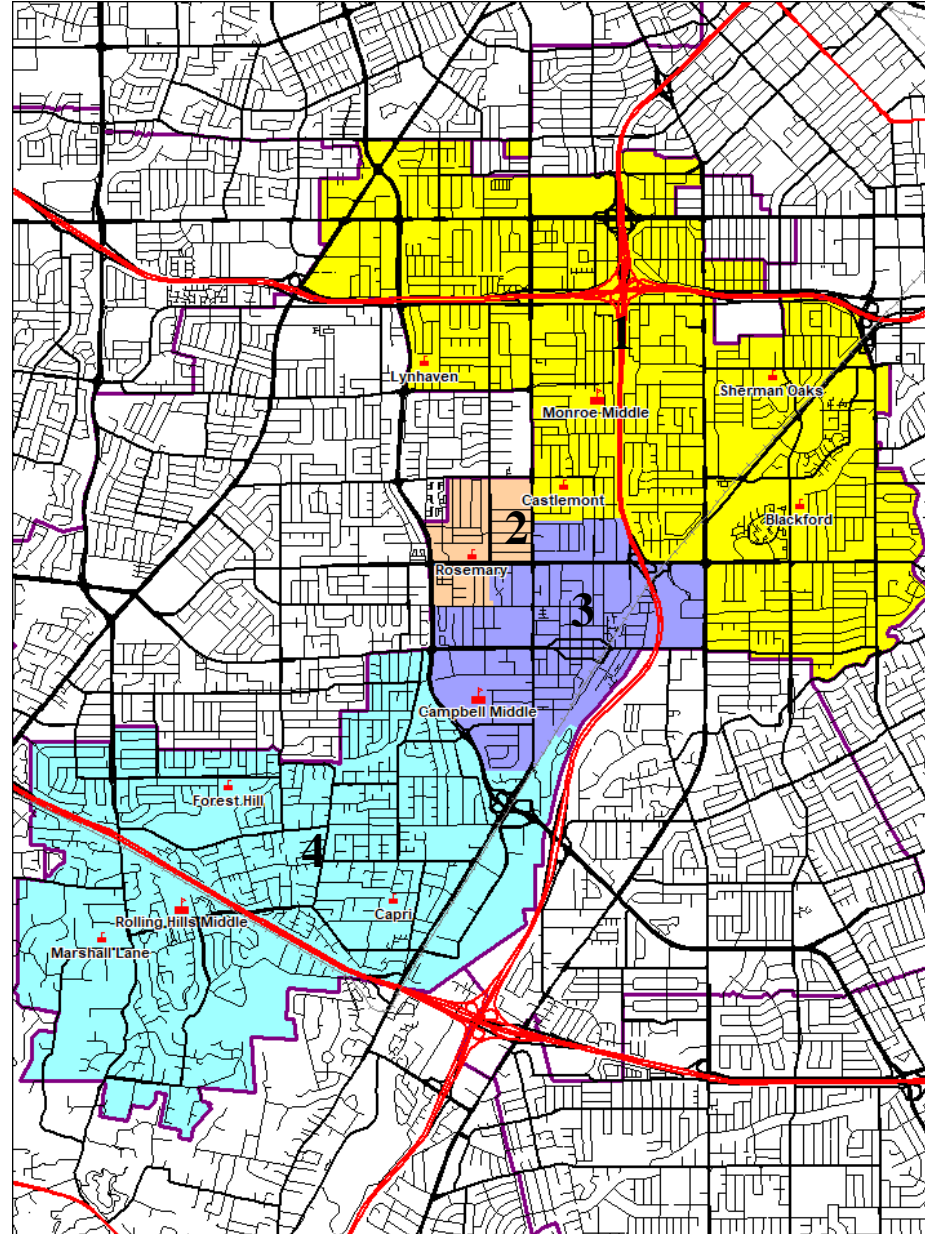
1. Lynhaven
2. Castlemont
3. Sherman Oaks
4. Rosemary
5. Blackford
6. Campbell Sch. Innovation
7. Capri
8. Forest Hills
9. Marshall Lane





## New Middle School Boundary Map

1. Monroe
2. Free Zone
3. Campbell School of Innovation
4. Rolling Hills



# Impact on Neighboring Elementary Schools

	<u>Current Enrollment</u>	<u>Boundary Shift</u>	<u>Projected Enrollment</u>	<u>Target Range</u>
• Capri	659	-168	491	500-550
• Castlemont	676	-131	545	500-550
• Rosemary	520	-54	466	400-450
• Campbell School of Innovation (TK-5)			456	

# Impact on Neighboring Middle Schools

	Current Enrollment <u>Grades 5-8</u>	Projected Enrollment <u>Grades 6-8</u>	Free Zone	Adjusted Enrollment
• Monroe	903	853	137	990
• Rolling Hills	955	855	137	992
• Campbell School of Innovation (6-8)		166		