

TOTAL DRINKING FOUNTIAN THROUGH OUT DISTRICT

TOTAL WALL MOUNTED INTERIOR DRINKING FOUNTAINS	40	
TOTAL WALL MOUNTED EXTERIOR DRINKING FOUNTAINS	106	
TOTAL SINK BUBBLERS IN CLASSROOMS	563	(ESTIMATED)

COST & INSTALL

	TOTAL EXTERIOR GOOD	59		EXTERIOR	106	73%
	TOTAL INTERIOR GOOD	16		INTERIOR	40	27%
	TOTAL EXTERIOR OUTDATED	30	\$82,080.00			
	TOTAL INTERIOR OUTDATED	20	\$59,626.00	GOOD	75	51%
	TOTAL EXTERIOR REPLACE	17	\$46,512.00	OUTDATED	50	34%
	TOTAL INTERIOR REPLACE	4	\$11,925.20	REPLACE	21	14%
	LEAD TESTED	52				
	BOTTLE FILLER	10		LEAD TESTED	52	36%
	ADA COMPLIANT	141		BOTTLE FILLER	10	7%
	NON ADA	5				

McKinley ES Wall Mounted Drinking Fountain Inspection Survey

<i>Location</i>	<i>Brand</i>	<i>Year</i>	<i>Type</i>	<i>Operable</i>	<i>Pic Ref #</i>	<i>Ada</i>	<i>Int/Ext</i>	<i>Condition</i>
SOUTH WALL BY ROOM 100	HAWS	2000'S	STANDARD	YES	1	YES	EXTERIOR	GOOD
EAST WALL LIBRARY	SUNROC	90'S	STANDARD	YES	2	YES	EXTERIOR	OUTDATED
EAST WALL LIBRARY	?	2000'S	BOTTLE FILLER	YES	3	YES	EXTERIOR	GOOD
SOUTH WALL PLAYGROUND	ELKAY	2000'S	BOTTLE/BUBBLER	YES	4	YES	EXTERIOR	GOOD
SOUTH WALL PLAYGROUND	SUNROC	90'S	DOUBLE BUBBLER	YES	5	YES	EXTERIOR	OUTDATED
BETWEEN ROOM 108/109	SUNROC	90'S	STANDARD	NO	6	YES	INTERIOR	REPLACE
PLAYGROUND BATHROOM	SUNROC	90'S	HIGH/LOW	YES	7	YES	EXTERIOR	GOOD
BETWEEN ROOMS 209/208	SUNROC	90'S	STANDARD	YES	8	YES	INTERIOR	OUTDATED
EAST WALL PRE-K	SUNROC	90'S	STANDARD	YES	9	YES	EXTERIOR	OUTDATED
NORTH WALL PRE-K PLAYGROUND	SUNROC	90'S	HIGH/LOW	YES	10	YES	EXTERIOR	OUTDATED

McKinley ES INTERIOR & EXTERIOR Drinking Fountain Inspection Survey

TOTAL WALL MOUNTED INTERIOR DRINKING FOUNTAINS 2

TOTAL WALL MOUNTED EXTERIOR DRINKING FOUNTAINS 7

TOTAL SINK BUBBLERS IN CLASSROOMS 30 (ESTIMATED)

McKinley ES Drinking Fountain COLOR GUIDE

	EXTERIOR GOOD	4
	INTERIOR GOOD	0
	EXTERIOR OUTDATED	4
	INTERIOR OUTDATED	1
	EXTERIOR REPLACE	0
	EXTERIOR REPLACE	1
	LEAD TESTED	4
	BOTTLE FILLER	2
	ADA COMPLIANT	10
	NON ADA	0

McKinley ES Drinking Fountain LEAD SAMPLING RESULTS

	FIRST DRAW	SECOND DRAW (AFTER 30 SECOND FLUSH)
SOUTH WALL BY ROOM 100	0.1 PPB	0.1 PPB
EAST WALL LIBRARY	0.1 PPB	0.1 PPB
SOUTH WALL PLAYGROUND	0.1 PPB	0.1 PPB
EAST WALL PRE-K	1.1 PPB	1.6 PPB

McKinley ES Drinking Fountain Picture References

Picture #1



Picture #2



Picture #3



Picture #4



Picture #5



Picture #6



McKinley ES Drinking Fountain Picture References

Picture #7



Picture #8



Picture #9













Franklin ES Wall Mounted Drinking Fountain Inspection Survey

<i>Location</i>	<i>Brand</i>	<i>Year</i>	<i>Type</i>	<i>Operable</i>	<i>Pic Ref #</i>	<i>Ada</i>	<i>Int/Ext</i>	<i>Condition</i>
NORTH WALL BY ADMIN	SUNROC	90'S	STANDARD	YES	1	YES	INTERIOR	OUTDATED
NORTH WALL LUNCH AREA	ELKAY	2000'S	BUBBLER/BOTTLE	YES	2	YES	EXTERIOR	GOOD
SOUTH WALL PE BUILDING	ELKAY	2000'S	BUBBLER/BOTTLE	YES	3	YES	EXTERIOR	GOOD
SOUTH WALL PE BUILDING	SUNROC	2000'S	STANDARD	NO	4	YES	EXTERIOR	REPLACE
EAST WALL BETWEEN RESTROOMS	SUNROC	90'S	STANDARD	YES	5	YES	EXTERIOR	OUTDATED
EAST WALL NEAR ROOM 12	HAWS	90'S	STANDARD	YES	6	YES	EXTERIOR	OUTDATED
WEST WALL KINDER	SUNROC	2000'S	STANDARD	YES	7	YES	INTERIOR	GOOD
WEST WALL KINDER SEPARATE BLDG	HAWS	90'S	STANDARD	YES	8	YES	INTERIOR	OUTDATED
SOUTH WALL UPSTAIRS BY RM 37	HAWS	90'S	STANDARD	YES	9	YES	INTERIOR	OUTDATED
SOUTH WALL UPSTAIRS BY RM 35	SUNROC	90'S	STANDARD	YES	10	YES	EXTERIOR	OUTDATED
NORTH WALL BY RM 6	HAWS	90'S	STANDARD	YES	11	YES	EXTERIOR	OUTDATED

Franklin ES INTERIOR & EXTERIOR Drinking Fountain Inspection Survey

TOTAL WALL MOUNTED INTERIOR DRINKING FOUNTAINS	4
TOTAL WALL MOUNTED EXTERIOR DRINKING FOUNTAINS	7
TOTAL SINK BUBBLERS IN CLASSROOMS	45 (ESTIMATED)

Franklin ES Drinking Fountain COLOR GUIDE

	EXTERIOR GOOD	2
	INTERIOR GOOD	1
	EXTERIOR OUTDATED	4
	INTERIOR OUTDATED	3
	EXTERIOR REPLACE	1
	INTERIOR REPLACE	0
	LEAD TESTED	3
	BOTTLE FILLER	2
	ADA COMPLIANT	11
	NON ADA	0

Franklin ES Drinking Fountain LEAD SAMPLING RESULTS

	FIRST DRAW	SECOND DRAW (AFTER 30 SECOND FLUSH)
NORTH WALL LUNCH AREA	3.8 PPB	3.1 PPB
EAST WALL NEAR ROOM 12	0.1 PPB	0.1 PPB
SOUTH WALL PE BUILDING	0.1 PPB	0.1 PPB

Franklin ES Drinking Fountain Picture References

Picture #1



Picture #2



Picture #3



Picture #4



Picture #5



Picture #6



Franklin ES Drinking Fountain Picture References

Picture #7

Picture #8

Picture #9



Picture #10

Picture #11



Roosevelt ES Wall Mounted Drinking Fountain Inspection Survey								
Location	Brand	Year	Type	Operable	Pic Ref #	Ada	Int/Ext	Condition
NORTH WALL BY PE OFFICE	ELKAY	2000's	HI/LOW	YES/NO	1	YES	EXTERIOR	NON OP
WEST WALL BUILDING B	HAWS	2000's	HI/LOW	YES	2	YES	EXTERIOR	GOOD
WEST WALL BUILDING E	HAWS	2000's	HI/LOW	YES	3	YES	EXTERIOR	GOOD
WEST WALL BUILDING G	HAWS	2000's	HI/LOW	YES	4	YES	EXTERIOR	GOOD
NORTH WALL KINDER YARD	HAWS	2000's	HI/LOW	YES	5	YES	EXTERIOR	GOOD
EAST WALL BUILDING G	HAWS	2000's	HI/LOW	YES	6	YES	EXTERIOR	GOOD
SOUTH WALL BUILDING H	HAWS	2000's	HI/LOW	YES	7	YES	EXTERIOR	GOOD
NORTH WALL IN CAFETERIA	ANSLEY T	2000's	BOTTLE/BUBBLER	YES	8	YES	INTERIOR	GOOD
EAST WALL BUILDING E	HAWS	2000's	HI/LOW	YES	9	YES	EXTERIOR	GOOD
EAST WALL BUILDING B	HAWS	2000's	HI/LOW	YES	10	YES	EXTERIOR	GOOD
EAST WALL BY ROOM 39 (BUNGALOW)	HAWS	2000's	STANDARD	YES	11	YES	EXTERIOR	GOOD
SOUTH BY BUNGALOW 24	?	90's	STANDARD	YES	12	YES	EXTERIOR	GOOD
NORTH BY BUNGALOW 24	?	90's	STANDARD	YES	13	YES	EXTERIOR	GOOD
Roosevelt ES INTERIOR & EXTERIOR Drinking Fountain Inspection Survey								

TOTAL WALL MOUNTED INTERIOR DRINKING FOUNTAINS 1

TOTAL WALL MOUNTED EXTERIOR DRINKING FOUNTAINS 10

TOTAL SINK BUBBLERS IN CLASSROOMS 41 (ESTIMATED)

Roosevelt ES Drinking Fountain COLOR GUIDE		
	EXTERIOR GOOD	11
	INTERIOR GOOD	1
	EXTERIOR OUTDATED	0
	INTERIOR OUTDATED	0
	EXTERIOR REPLACE	1
	INTERIOR REPLACE	0
	LEAD TESTED	4
	BOTTLE FILLER	1
	ADA COMPLIANT	12
	NON ADA	1

Roosevelt ES Drinking Fountain LEAD SAMPLING RESULTS		
	FIRST DRAW	SECOND DRAW (AFTER 30 SECOND FLUSH)
WEST WALL BUILDING G	0.1 PPB	0.1 PPB
WEST WALL BUILDING B	0.1 PPB	0.1 PPB
EAST WALL BUILDING B	0.1 PPB	0.1 PPB
NORTH WALL KINDER YARD	0.1 PPB	0.1 PPB

Roosevelt ES Drinking Fountain Picture References

Picture #1



Picture #2



Picture #3



Picture #4



Picture #5



Picture #6



Roosevelt ES Drinking Fountain Picture References

Picture #7



Picture #8



Picture #9



Picture #10



Picture #11



Picture #12



Roosevelt ES Drinking Fountain Picture References

Picture #13



Point Dume ES Wall Mounted Drinking Fountain Inspection Survey								
Location	Brand	Year	Type	Operable	Pic Ref #	Ada	Int/Ext	Condition
NORTH WALL NEAR PE STORAGE	SUNROC	90'S	3 BUBBLER	YES	1	YES	EXTERIOR	OUTDATED
WEST WALL LUNCH AREA	SUNROC	90'S	HI/LOW	YES	2	YES	EXTERIOR	OUTDATED
EAST WALL FIELD AREA	SUNROC	90'S	3 BUBBLER	YES	3	YES	EXTERIOR	OUTDATED
EAST WALL KINDER	SUNROC	90'S	SMALL STANDARD	YES	4	YES	EXTERIOR	OUTDATED
Point Dume ES INTERIOR & EXTERIOR Drinking Fountain Inspection Survey								

TOTAL WALL MOUNTED INTERIOR DRINKING FOUNTAINS 0
TOTAL WALL MOUNTED EXTERIOR DRINKING FOUNTAINS 4
TOTAL SINK BUBBLERS IN CLASSROOMS 18 (ESTIMATED)

Point Dume ES Drinking Fountain COLOR GUIDE		
	EXTERIOR GOOD	0
	INTERIOR GOOD	0
	EXTERIOR OUTDATED	4
	INTERIOR OUTDATED	0
	EXTERIOR REPLACE	0
	INTERIOR REPLACE	0
	LEAD TESTED	4
	BOTTLE FILLER	0
	ADA COMPLIANT	4
	NON ADA	0

Point Dume ES Drinking Fountain LEAD SAMPLING RESULTS		
	FIRST DRAW	SECOND DRAW (AFTER 30 SECOND FLUSH)
EAST WALL KINDER	0.31 PPB	NON DETECT
WEST WALL LUNCH AREA	2.2 PPB	0.82 PPB
EAST WALL FIELD AREA	NON DETECT	NON DETECT
NORTH WALL NEAR PE STORAGE	1.1 PPB	0.86 PPB

Point Dume ES Drinking Fountain Picture References

Picture #1



Picture #2



Picture #3



Picture #4



Picture #5

Picture #6

Webster ES Wall Mounted Drinking Fountain Inspection Survey

<i>Location</i>	<i>Brand</i>	<i>Year</i>	<i>Type</i>	<i>Operable</i>	<i>Pic Ref #</i>	<i>Ada</i>	<i>Int/Ext</i>	<i>Condition</i>
SOUTH WALL BUILDING C	HAWS	2017	HI/LOW	YES	1	YES	EXTERIOR	GOOD
SOUTH WALL BUILDING F	HAWS	2017	HI/LOW	YES	2	YES	EXTERIOR	GOOD
SOUTH WALL BUILDING H	HAWS	2017	HI/LOW/BOTTLE	YES	3	YES	EXTERIOR	GOOD
EAST WALL FIELD AREA	SUNROC	90'S	2 BUBBLER	YES	4	YES	EXTERIOR	OUTDATED
SOUTH WALL BUILDING E	HAWS	2017	HI/LOW	YES	5	YES	EXTERIOR	GOOD

Point Dume ES INTERIOR & EXTERIOR Drinking Fountain Inspection Survey

TOTAL WALL MOUNTED INTERIOR DRINKING FOUNTAINS 0

TOTAL WALL MOUNTED EXTERIOR DRINKING FOUNTAINS 5

TOTAL SINK BUBBLERS IN CLASSROOMS 20 (ESTIMATED)

Point Dume ES Drinking Fountain COLOR GUIDE

	EXTERIOR GOOD	4
	INTERIOR GOOD	0
	EXTERIOR OUTDATED	1
	INTERIOR OUTDATED	0
	EXTERIOR REPLACE	0
	INTERIOR REPLACE	0
	LEAD TESTED	4
	BOTTLE FILLER	1
	ADA COMPLIANT	5
	NON ADA	0

Point Dume ES Drinking Fountain LEAD SAMPLING RESULTS

	FIRST DRAW	SECOND DRAW (AFTER 30 SECOND FLUSH)
EAST WALL FIELD AREA	0.57 PPB	0.37 PPB
SOUTH WALL BUILDING H	0.24 PPB	0.25 PPB
SOUTH WALL BUILDING F	1.2 PPB	0.57 PPB
SOUTH WALL BUILDING C	1.1 PPB	0.57 PPB

Webster ES Drinking Fountain Picture References

Picture #1



Picture #2



Picture #3



Picture #4



Picture #5



Picture #6

Cabrillo ES Wall Mounted Drinking Fountain Inspection Survey

<i>Location</i>	<i>Brand</i>	<i>Year</i>	<i>Type</i>	<i>Operable</i>	<i>Pic Ref #</i>	<i>Ada</i>	<i>Int/Ext</i>	<i>Condition</i>
EAST WALL BY RM 105	HAWS	2000's	HI/LOW	YES	1	YES	EXTERIOR	GOOD
SOUTH WALL LUNCH AREA	HAWS	2000's	HI/LOW	YES	2	YES	EXTERIOR	GOOD
WEST WALL NEAR RESTROOMS(FIELD)	HAWS	2000's	HI/LOW	NO/YES	3	YES	EXTERIOR	LEFT NON OP
WEST BETWEEN BOY/GIRL RESTROOM	HAWS	2000's	HI/LOW	YES	4	YES	EXTERIOR	GOOD
EAST WALL BY RM 1	HAWS	2000's	HI/LOW	YES	5	YES	EXTERIOR	CLOGGED
EAST WALL ROOM 4	HAWS	2000's	HI/LOW	YES	6	YES	EXTERIOR	GOOD

Cabrillo ES INTERIOR & EXTERIOR Drinking Fountain Inspection Survey

TOTAL WALL MOUNTED INTERIOR DRINKING FOUNTAINS	0
TOTAL WALL MOUNTED EXTERIOR DRINKING FOUNTAINS	6
TOTAL SINK BUBBLERS IN CLASSROOMS	20 (ESTIMATED)

Cabrillo ES Drinking Fountain COLOR GUIDE

	EXTERIOR GOOD	4
	INTERIOR GOOD	0
	EXTERIOR OUTDATED	1
	INTERIOR OUTDATED	0
	EXTERIOR REPLACE	1
	INTERIOR REPLACE	0
	LEAD TESTED	4
	BOTTLE FILLER	0
	ADA COMPLIANT	6
	NON ADA	0

Cabrillo ES Drinking Fountain LEAD SAMPLING RESULTS

	FIRST DRAW	SECOND DRAW (AFTER 30 SECOND FLUSH)
EAST WALL BY RM 1	NON DETECT	NON DETECT
EAST WALL ROOM 4	0.25 PPB	0.78 PPB
WEST BETWEEN BOY/GIRL RESTROOM	0.35 PPB	0.3 PPB
WEST WALL NEAR RESTROOMS(FIELD)	NON DETECT	NON DETECT

Cabrillo ES Drinking Fountain Picture References

Picture #1



Picture #2



Picture #3



Picture #4



Picture #5



Picture #6



Malibu MHS Wall Mounted Drinking Fountain Inspection Survey								
Location	Brand	Year	Type	Operable	Pic Ref #	Ada	Int/Ext	Condition
EAST WALL LUNCH AREA	SUNROC	90'S	HI/LOW	YES	1	YES	EXTERIOR	OUTDATED
WEST WALL RESTROOM LUNCH AREA	SUNROC	90'S	HI/LOW	YES	2	YES	EXTERIOR	OUTDATED
SOUTH WALL BY CONFERENCE ROOM	HAWS	2017	HI/LOW	YES	3	YES	EXTERIOR	NEW
SOUTH WALL BETWEEN 103/105	HAWS	2017	HI/LOW	YES	4	YES	EXTERIOR	NEW
SOUTH WALL BETWEEN 106/104	HAWS	2017	HI/LOW	YES	5	YES	EXTERIOR	NEW
SOUTH WALL NEAR MECH RM	HAWS	2017	HI/LOW	YES	6	YES	EXTERIOR	NEW
SOUTH WALL BETWEEN 505/502	SUNROC	90'S	HI/LOW	YES	7	YES	EXTERIOR	OUTDATED
BOYS LOCKER NEAR POOL	SUNROC	90'S	HI/LOW	NO/YES	8	YES	EXTERIOR	LEFT NON OP
GIRLS LOCKER NEAR POOL	SUNROC	90'S	HI/LOW	NO/YES	9	YES	EXTERIOR	LEFT NON OP
Malibu MHS INTERIOR & EXTERIOR Drinking Fountain Inspection Survey								

TOTAL WALL MOUNTED INTERIOR DRINKING FOUNTAINS 0

TOTAL WALL MOUNTED EXTERIOR DRINKING FOUNTAINS 9

TOTAL SINK BUBBLERS IN CLASSROOMS 44 (ESTIMATED)

Malibu MHS Drinking Fountain COLOR GUIDE		
	EXTERIOR GOOD	4
	INTERIOR GOOD	0
	EXTERIOR OUTDATED	3
	INTERIOR OUTDATED	0
	EXTERIOR REPLACE	2
	INTERIOR REPLACE	0
	LEAD TESTED	4
	BOTTLE FILLER	0
	ADA COMPLIANT	9
	NON ADA	0
Malibu MHS Drinking Fountain LEAD SAMPLING RESULTS		

	FIRST DRAW	SECOND DRAW (AFTER 30 SECOND FLUSH)
WEST WALL RESTROOM LUNCH AREA	1.2 PPB	0.64 PPB
SOUTH WALL BY CONFERENCE ROOM	0.44 PPB	0.39 PPB
SOUTH WALL BETWEEN 505/502	2.2 PPB	2.5 PPB
GIRLS LOCKER NEAR POOL	1.4 PPB	1.1 PPB

Malibu MHS Drinking Fountain Picture References

Picture #1



Picture #2



Picture #3



Picture #4



Picture #5



Picture #6



Malibu MHS Drinking Fountain Picture References

Picture #7



Picture #8



Picture #9



EDISON ES Wall Mounted Drinking Fountain Inspection Survey

<i>Location</i>	<i>Brand</i>	<i>Year</i>	<i>Type</i>	<i>Operable</i>	<i>Pic Ref #</i>	<i>Ada</i>	<i>Int/Ext</i>	<i>Condition</i>
CAFETERIA	HAWS		STANDARD	YES	1	YES	EXTERIOR	GOOD
PE BUNKER 1	HAWS		STANDARD	YES	2	YES	EXTERIOR	GOOD
PE BUNKER 2	HAWS		STANDARD	YES	3	YES	EXTERIOR	GOOD
WEST STAIRS	HAWS		COMBO	YES	4	YES	EXTERIOR	GOOD
BUILDING A4-2ND STORY	HAWS		STANDARD	YES	5	YES	EXTERIOR	GOOD
BUILDING A1-2ND STORY	HAWS		STANDARD	YES	6	YES	EXTERIOR	GOOD
BUIDLING A5-STAIRWELL	HAWS		STANDARD	YES	7	YES	EXTERIOR	GOOD
CHILD DAYCARE	HAWS		STANDARD	YES	8	YES	EXTERIOR	GOOD
K-YARD 1	HAWS		COMBO	YES	9	YES	EXTERIOR	GOOD
K-YARD 2	HAWS		STANDARD	YES	10	YES	EXTERIOR	GOOD
PLAYGROUND	HAWS		COMBO	YES	11	YES	EXTERIOR	GOOD

EDISON ES INTERIOR & EXTERIOR Drinking Fountain Inspection Survey

TOTAL WALL MOUNTED INTERIOR DRINKING FOUNTAINS 0

TOTAL WALL MOUNTED EXTERIOR DRINKING FOUNTIANS 11

TOTAL SINK BUBBLERS IN CLASSROOMS 20 (ESTIMATED)

EDISON ES Drinking Fountain COLOR GUIDE

	EXTERIOR GOOD	8
	INTERIOR GOOD	0
	EXTERIOR OUTDATED	0
	INTERIOR OUTDATED	0
	EXTERIOR REPLACE	0
	INTERIOR REPLACE	0
	LEAD TESTED	3
	BOTTLE FILLER	0
	ADA COMPLIANT	8
	NON ADA	0

EDISON ES Drinking Fountain LEAD SAMPLING RESULTS

	FIRST DRAW	SECOND DRAW (AFTER 30 SECOND FLUSH)
WEST STAIRS	0.1 PPB	0
PLAYGROUND	0.1 PPB	0
CAFETERIA	0.1 PPB	0

Edison ES Drinking Fountain Picture References

Picture #1



Picture #2 & 3



Picture #4



Picture #5



Picture #6



Picture #7



Picture #8



Picture #9



Picture #10



Picture #11



Grant ES Wall Mounted Drinking Fountain Inspection Survey

<i>Location</i>	<i>Brand</i>	<i>Year</i>	<i>Type</i>	<i>Operable</i>	<i>Pic Ref #</i>	<i>Ada</i>	<i>Int/Ext</i>	<i>Condition</i>
BUILDING C-NORTH AT RR	HAWS		STANDARD	YES	1	YES	EXTERIOR	GOOD
BUILDING C-SOUTH AT RR	HAWS		STANDARD	YES	2	YES	EXTERIOR	GOOD
PLAYGROUND	ELKAY		COMBO	YES	3	YES	EXTERIOR	GOOD
PLAYGROUND RESTROOMS	HAWS		COMBO	YES	4	YES	EXTERIOR	OUTDATED
BUILDING H	HAWS		STANDARD	YES	5	YES	INTERIOR	GOOD
BLDG H-NEAR ROOM 62	HAWS		STANDARD	YES	6	YES	EXTERIOR	GOOD
PE BUNKER	ELKAY		STANDARD	YES	7	YES	INTERIOR	GOOD
BUILDING B-K-YARD	HAWS		STANDARD	YES	8	YES	EXTERIOR	GOOD
CHILD CARE AREA	HAWS		STANDARD	YES	9	YES	INTERIOR	GOOD

Grant ES INTERIOR & EXTERIOR Drinking Fountain Inspection Survey

TOTAL WALL MOUNTED INTERIOR DRINKING FOUNTAINS	3
TOTAL WALL MOUNTED EXTERIOR DRINKING FOUNTAINS	6
TOTAL SINK BUBBLERS IN CLASSROOMS	33 (ESTIMATED)

Grant ES Drinking Fountain COLOR GUIDE

	EXTERIOR GOOD	5
	INTERIOR GOOD	3
	EXTERIOR OUTDATED	1
	INTERIOR OUTDATED	0
	EXTERIOR REPLACE	0
	INTERIOR REPLACE	0
	LEAD TESTED	3
	BOTTLE FILLER	0
	ADA COMPLIANT	9
	NON ADA	0

Grant ES Drinking Fountain LEAD SAMPLING RESULTS

	FIRST DRAW	SECOND DRAW (AFTER 30 SECOND FLUSH)
BUILDING C-NORTH AT RR	0.1 PPB	0 PPB
BUILDING C-SOUTH AT RR	0.1 PPB	0 PPB
PLAYGROUND	0.1 PPB	0 PPB

Grant ES Drinking Fountain Picture References

Picture #1



Picture #2



Picture #4



Picture #4



Picture #5



Picture #6



Picture #7



Picture #8



Picture #9



John Adams MS Wall Mounted Drinking Fountain Inspection Survey

Location	Brand	Year	Type	Operable	Pic Ref #	Ada	Int/Ext	Condition
REAR OF ATTENDANCE OFFICE	HAWS		STANDARD	NO	1	YES	EXTERIOR	REPLACE
BUILDING I-CORRIDOR	HAWS		STANDARD	NO	2	YES	EXTERIOR	REPLACE
BUILDING S-CORRIDOR	HALSEY/TAYLOR		STANDARD	YES	3	YES	EXTERIOR	OUTDATED
BUILDING J-MUSIC	HAWS		STANDARD	YES	4	NO	EXTERIOR	OUTDATED
CHILD CARE	HAWS		PEDESTAL	YES	5	YES	EXTERIOR	REPLACE
CHILD CARE-PLAYGROUND	HAWS		PEDESTAL	YES	6	YES	EXTERIOR	REPLACE
BUILDING G	HAWS		STANDARD	YES	7	YES	EXTERIOR	GOOD
REAR COURTYARD	HAWS		PEDESTAL	YES	8	YES	EXTERIOR	OUTDATED
CAFETERIA	?		STANDARD	YES	9	YES	EXTERIOR	REPLACE
CAFETERIA DINING AREA	HAWS		STANDARD	YES	10	YES	INTERIOR	GOOD
CAFETERIA DINING AREA	HAWS		STANDARD	YES	11	YES	INTERIOR	GOOD
BUILDING C-GYM	HAWS		STANDARD	YES	12	YES	EXTERIOR	GOOD
BUILDING C-GYM BY BOYS LOCKER RM	HAWS		STANDARD	YES	13	YES	EXTERIOR	OUTDATED
BOYS LOCKER ROOM HALLWAY	HAWS		STANDARD	YES	14	YES	INTERIOR	GOOD
BUILDING P-CORRIDOR	HAWS		STANDARD	NO	15	YES	EXTERIOR	REPLACE
BUILDING O-CORRIDOR	HAWS		STANDARD	NO	16	YES	EXTERIOR	REPLACE
ADMINISTRATION CORRIDOR	HAWS		STANDARD	NO	17	YES	EXTERIOR	REPLACE
FIELD NEAR CAFETERIA	HAWS		PEDESTAL	YES	18	YES	EXTERIOR	OUTDATED
FIELD NEAR BASKETBALL COURTS	HAWS		PEDESTAL	NO	19	YES	EXTERIOR	REPLACE

John Adams MS INTERIOR & EXTERIOR Drinking Fountain Inspection Survey

TOTAL WALL MOUNTED INTERIOR DRINKING FOUNTAINS	3
TOTAL WALL MOUNTED EXTERIOR DRINKING FOUNTAINS	16
TOTAL SINK BUBBLERS IN CLASSROOMS	45 (ESTIMATED)

John Adams MS Drinking Fountain COLOR GUIDE

EXTERIOR GOOD	3
INTERIOR GOOD	3
EXTERIOR OUTDATED	5
INTERIOR OUTDATED	0
EXTERIOR REPLACE	9
INTERIOR REPLACE	0
LEAD TESTED	3
BOTTLE FILLER	0
ADA COMPLIANT	18
NON ADA	1

John Adams MS Drinking Fountain LEAD SAMPLING RESULTS

	FIRST DRAW	SECOND DRAW (AFTER 30 SECOND FLUSH)
BUILDING I-CORRIDOR	0.1 PPB	0.1 PPB
BUILDING C-GYM	0.1 PPB	0.1 PPB
BOYS LOCKER ROOM HALLWAY	0.1 PPB	0.1 PPB

John Adams MS Drinking Fountain Picture References

Picture #1



Picture #2



Picture #4



Picture #4



Picture #5



Picture #6



Picture #7



Picture #8



Picture #9



John Adams MS Drinking Fountain Picture References

Picture #10



Picture #11




Picture #12



Picture #13



Picture #14




Picture #15



Picture #16



Picture #17



Picture #18



John Adams MS Drinking Fountain Picture References

Picture #19













Lincoln MS Wall Mounted Drinking Fountain Inspection Survey								
Location	Brand	Year	Type	Operable	Pic Ref #	Ada	Int/Ext	Condition
GYM HALLWAY	SUNROC		STANDARD	YES	1	YES	INTERIOR	OUTDATED
GIRLS LOCKER ROOM	SUNROC		STANDARD	YES	2	YES	INTERIOR	OUTDATED
GYM NEAR VENDING	ELKAY		COMBO	YES	3	YES	EXTERIOR	GOOD
POOL	SUNROC		STANDARD	YES	4	YES	INTERIOR	OUTDATED
NEAR ROOM 314	SUNROC		STANDARD	YES	5	YES	EXTERIOR	OUTDATED
NEAR ROOM 324	HAWS		STANDARD	YES	6	YES	EXTERIOR	OUTDATED
STAFF LOUNGE	SUNROC		STANDARD	YES	7	YES	INTERIOR	OUTDATED
CAFETERIA	HAWS/ELKAY		COMBO	YES	8	YES	EXTERIOR	OUTDATED
1ST FLR MAIN BLDG GIRLS RR	SUNROC		STANDARD	YES	9	YES	INTERIOR	OUTDATED
1ST FLR MAIN BLDG BOYS RR	ELKAY		COMBO	YES	10	YES	INTERIOR	GOOD
2ND FLR MAIN BLDG GIRLS RR	ELKAY		COMBO	YES	11	YES	INTERIOR	GOOD
2NS FLR MAIN BLDG BOYS RR	HAWS		STANDARD	YES	12	YES	INTERIOR	GOOD
AUDITORIUM MEN RR	HAWS		STANDARD	YES	13	YES	INTERIOR	GOOD
AUDITORIUM WOMAN RR	HAWS		STANDARD	YES	14	YES	INTERIOR	GOOD
NEAR CHORUS ROOM	HAWS		STANDARD	YES	15	YES	EXTERIOR	GOOD
VESIBULE #2	HAWS		STANDARD	YES	16	YES	INTERIOR	GOOD

Lincoln MS INTERIOR & EXTERIOR Drinking Fountain Inspection Survey

TOTAL WALL MOUNTED INTERIOR DRINKING FOUNTAINS	11
TOTAL WALL MOUNTED EXTERIOR DRINKING FOUNTAINS	5
TOTAL SINK BUBBLERS IN CLASSROOMS	45 (ESTIMATED)

Lincoln MS Drinking Fountain COLOR GUIDE

	EXTERIOR GOOD	2
	INTERIOR GOOD	6
	EXTERIOR OUTDATED	3
	INTERIOR OUTDATED	5
	EXTERIOR REPLACE	0
	INTERIOR REPLACE	0
	LEAD TESTED	3
	BOTTLE FILLER	4
	ADA COMPLIANT	16
	NON ADA	0

Lincoln MS Drinking Fountain LEAD SAMPLING RESULTS

	FIRST DRAW	SECOND DRAW (AFTER 30 SECOND FLUSH)
CAFETERIA	0.1 PPB	0.1 PPB
GYM NEAR VENDING	0.1 PPB	0.1 PPB
TEEN CENTER 510	3.2 PPB	3.8 PPB

Lincoln MS Drinking Fountain Picture References

Picture #1



Picture #2



Picture #4



Picture #4



Picture #5



Picture #6



Picture #7



Picture #8



Picture #9



Lincoln MS Drinking Fountain Picture References

Picture #10



Picture #11



Picture #12



Picture #13



Picture #14



Picture #15



Picture #16













Muir/SMASH ES Wall Mounted Drinking Fountain Inspection Survey

<i>Location</i>	<i>Brand</i>	<i>Year</i>	<i>Type</i>	<i>Operable</i>	<i>Pic Ref #</i>	<i>Ada</i>	<i>Int/Ext</i>	<i>Condition</i>
BUNGALOW A	SUNROC		STANDARD	YES	1	YES	EXTERIOR	OUTDATED
NEAR ROOM 620	HAWS		STANDARD	YES	2	YES	EXTERIOR	GOOD
NEAR ROOM 670	HAWS		STANDARD	YES	3	YES	EXTERIOR	GOOD
NEAR ROOM 570	HAWS		STANDARD	YES	4	YES	EXTERIOR	GOOD
NEAR ROOM 520	HAWS		STANDARD	YES	5	YES	EXTERIOR	GOOD
NEAR ROOM 314 STORAGE	HAWS		STANDARD	YES	6	YES	EXTERIOR	GOOD
MPR	HAWS		STANDARD	YES	7	YES	INTERIOR	GOOD
NEAR ROOM 416	HAWS		STANDARD	YES	8	YES	EXTERIOR	GOOD

Muir/SMASH ES INTERIOR & EXTERIOR Drinking Fountain Inspection Survey

TOTAL WALL MOUNTED INTERIOR DRINKING FOUNTAINS	1
TOTAL WALL MOUNTED EXTERIOR DRINKING FOUNTAINS	7
TOTAL SINK BUBBLERS IN CLASSROOMS	25 (ESTIMATED)

Muir/SMASH ES Drinking Fountain COLOR GUIDE

	EXTERIOR GOOD	6
	INTERIOR GOOD	1
	EXTERIOR OUTDATED	1
	INTERIOR OUTDATED	0
	EXTERIOR REPLACE	0
	INTERIOR REPLACE	0
	LEAD TESTED	4
	BOTTLE FILLER	0
	ADA COMPLIANT	8
	NON ADA	0

Muir/SMASH ES Drinking Fountain LEAD SAMPLING RESULTS

	FIRST DRAW	SECOND DRAW (AFTER 30 SECOND FLUSH)
NEAR ROOM 520	0.1 PPB	0.1 PPB
BUNGALOW A	2.1 PPB	2.4 PPB
NEAR ROOM 620	0.1 PPB	0.1 PPB
MPR	0.1 PPB	0.1 PPB

Muir/SMASH ES Drinking Fountain Picture References

Picture #1



Picture #2



Picture #3



Picture #4



Picture #5



Picture #6



Picture #7



Picture #8



Olympic HS Wall Mounted Drinking Fountain Inspection Survey								
<i>Location</i>	<i>Brand</i>	<i>Year</i>	<i>Type</i>	<i>Operable</i>	<i>Pic Ref #</i>	<i>Ada</i>	<i>Int/Ext</i>	<i>Condition</i>
REAR OF CLASSROOM 307	SUNROC		STANDARD	YES	1	YES	EXTERIOR	OUTDATED
NEAR SCIENCE LAB 100	HAWS		STANDARD	YES	2	YES	EXTERIOR	REPLACE
ROOM 6	HAWS		STANDARD	YES	3	YES	EXTERIOR	OUTDATED
LUNCH AREA	SUNROC		STANDARD	YES	4	YES	EXTERIOR	REPLACE
Olympic HS INTERIOR & EXTERIOR Drinking Fountain Inspection Survey								

TOTAL WALL MOUNTED INTERIOR DRINKING FOUNTAINS 0

TOTAL WALL MOUNTED EXTERIOR DRINKING FOUNTAINS 4

TOTAL SINK BUBBLERS IN CLASSROOMS 7 (ESTIMATED)

Olympic HS Drinking Fountain COLOR GUIDE		
	TOTAL GOOD	0
	TOTAL OUTDATED	2
	TOTAL REPLACE	2
	LEAD TESTED	2
	BOTTLE FILLER	0
	ADA COMPLIANT	4
	NON ADA	0

Olympic HS Drinking Fountain LEAD SAMPLING RESULTS		
	FIRST DRAW	SECOND DRAW (AFTER 30 SECOND FLUSH)
LUNCH AREA	0.1 PPB	0
ROOM 6	0.1 PPB	0

Olympic HS Drinking Fountain Picture References

Picture #1



Picture #2



Picture #3



Picture #4



Rogers ES Wall Mounted Drinking Fountain Inspection Survey

<i>Location</i>	<i>Brand</i>	<i>Year</i>	<i>Type</i>	<i>Operable</i>	<i>Pic Ref #</i>	<i>Ada</i>	<i>Int/Ext</i>	<i>Condition</i>
BUILDING 100	HAWS		STANDARD	YES	1	YES	EXTERIOR	GOOD
BUILDING 400	HAWS		STANDARD	YES	2	YES	EXTERIOR	GOOD
CHILD CARE	HAWS		STANDARD	YES	3	YES	EXTERIOR	GOOD
CAFETERIA	HAWS		STANDARD	YES	4	YES	EXTERIOR	REPLACE
HANDBALL COURTS	GLOBAL TAP		STANDARD	YES	5	YES	INTERIOR	REPLACE
HANDBALL COURTS	HALSEY TAYLOR		STANDARD	YES	6	YES	EXTERIOR	GOOD
PE BUNKER	HAWS		STANDARD	YES	7	YES	EXTERIOR	GOOD

Rogers ES INTERIOR & EXTERIOR Drinking Fountain Inspection Survey

TOTAL WALL MOUNTED INTERIOR DRINKING FOUNTAINS 1

TOTAL WALL MOUNTED EXTERIOR DRINKING FOUNTAINS 6

TOTAL SINK BUBBLERS IN CLASSROOMS 35 (ESTIMATED)

Rogers ES Drinking Fountain COLOR GUIDE

	TOTAL GOOD	5
	TOTAL OUTDATED	0
	EXTERIOR REPLACE	1
	INTERIOR REPLACE	1
	LEAD TESTED	3
	BOTTLE FILLER	0
	ADA COMPLIANT	7
	NON ADA	0

Rogers ES Drinking Fountain LEAD SAMPLING RESULTS

	FIRST DRAW	SECOND DRAW (AFTER 30 SECOND FLUSH)
CAFETERIA	0.1 PPB	0.1 PPB
HANDBALL COURTS	0.1 PPB	0.1 PPB
BUILDING 400	0.1 PPB	0.1 PPB

Rogers ES Drinking Fountain Picture References

Picture #1



Picture #2



Picture #3



Picture #4



Picture #5 & 6













Picture #7



Santa Monica HS Wall Mounted Drinking Fountian Inspection Survey								
Location	Brand	Year	Type	Operable	Pic Ref #	Ada	Int/Ext	Condition
SG120 SOUTH GYM	?		STANDARD	YES/NO	1	NO	INTERIOR	REPLACE
N140 NORTH GYM	HAWS		STANDARD	YES	2	YES	INTERIOR	GOOD
N140 NORTH GYM	ELKAY		STANDARD	YES	3	NO	EXTERIOR	GOOD
M104 MUSIC	SUNROC		STANDARD	YES	4	YES	EXTERIOR	OUTDATED
C100 DINING ROOM	SUNROC		STANDARD	YES	5	YES	INTERIOR	OUTDATED
H119 HISTORY	SUNROC		STANDARD	YES	6	YES	INTERIOR	OUTDATED
H105 HISTORY	SUNROC		STANDARD	YES	7	YES	INTERIOR	OUTDATED
H208 HISTORY	SUNROC		STANDARD	YES	8	YES	INTERIOR	OUTDATED
H214 HISTORY	SUNROC		STANDARD	YES	9	YES	INTERIOR	OUTDATED
L112 LANGUAGE	HAWS		STANDARD	YES	10	YES	INTERIOR	REPLACE
L210 LIBRARY	SUNROC		STANDARD	YES	11	YES	INTERIOR	OUTDATED
E113 ENGLISH	SUNROC		STANDARD	YES	12	YES	INTERIOR	OUTDATED
E105 ENGLISH	SUNROC		STANDARD	YES	13	YES	INTERIOR	OUTDATED
E201 ENGLISH	SUNROC		STANDARD	YES	14	YES	INTERIOR	OUTDATED
E213 ENGLISH	SUNROC		STANDARD	YES	15	YES	INTERIOR	OUTDATED
B206 BUSINESS	SUNROC		STANDARD	YES	16	YES	INTERIOR	OUTDATED
Santa Monica HS INTERIOR & EXTERIOR Drinking Fountian Inspection Survey								

TOTAL WALL MOUNTED INTERIOR DRINKING FOUNTAINS 14
TOTAL WALL MOUNTED EXTERIOR DRINKING FOUNTAINS 2
TOTAL SINK BUBBLERS IN CLASSROOMS 135 (ESTIMATED)

Santa Monica HS Drinking Fountian COLOR GUIDE		
	EXTERIOR GOOD	1
	INTERIOR GOOD	1
	EXTERIOR OUTDATED	1
	INTERIOR OUTDATED	11
	EXTERIOR REPLACE	0
	INTERIOR REPLACE	2
	LEAD TESTED	4
	BOTTLE FILLER	0
	ADA COMPLIANT	14
	NON ADA	2

Santa Monica HS Drinking Fountian LEAD SAMPLING RESULTS		
	FIRST DRAW	SECOND DRAW (AFTER 30 SECOND FLUSH)
H119 HISTORY	0.1 PPB	0
H105 HISTORY	0.1 PPB	0
L112 LANGUAGE	5.6 PPB	5.6 PPB
M104 MUSIC	0.1 PPB	0.1 PPB

SAMOHl Drinking Fountain Picture References

Picture #1



Picture #2



Picture #3



Picture #4



Picture #5



Picture #6



Picture #7



Picture #8



Picture #9



SAMOHl Drinking Fountain Picture References

Picture #10



Picture #11



Picture #12



Picture #13



Picture #14



Picture #15



Picture #16

