

The impact of pension cost increases on California's schools

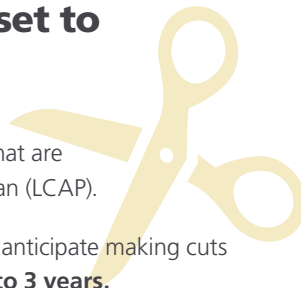


In 2017, CSBA convened a meeting of governing board members from school districts and county offices of education throughout California to examine the effects of rising employer contributions to **CalPERS** and **CalSTRS** on their schools, and discuss how these cost pressures are affecting their ability to provide their students with a quality education. Several important takeaways from their findings are reflected in this report.

With pension contributions set to more than double by 2024...

43% said they have **already cut programs** that are included in their Local Control and Accountability Plan (LCAP).

68% of those who have not yet cut programs anticipate making cuts and/or engaging in **deficit spending** in the next **2 to 3 years**.



1 out of 4 school districts and county offices of education that reported a positive budget certification for 2016-17 have reported a qualified or negative budget certification for 2018-19.

1 out of 3 school districts and county offices of education that reported a positive budget certification for 2018-19 indicate that they made cuts or plan to reduce program spending in order to avoid a qualified or negative budget certification.

School districts and county offices of education statewide are facing several mounting cost pressures from healthcare, transportation, utilities, declining enrollment and other sources. CSBA urges additional funding from the state to help offset the impact of increased contributions to pensions as well as the myriad rising costs facing California's schools.

Question:

Is your school district or county office having to use reserves to cover increasing pension costs?

52% said YES

58% of those who said NO indicate that **cuts have already been** made to avoid using reserves, or that their reserve level is already down to the state-required minimum.



In my district, for the 2017-18 fiscal year, ongoing operational costs for major items such as supplies and services, health care and pension costs are projected to increase by **\$8.2 million** while the LCFF increase is projected at **\$2.2 million**, creating a potential structural deficit of approximately **\$6 million** just on the major cost items. **Pension cost increases make up \$2.7 million of the shortfall."**

The governing board member quoted above represents a district serving 23,544 California students

1/2018

Update on CalPERS rates

In April, CalPERS' board approved an increase in the employer contribution rate for the 2018–19 fiscal year. The board's action did *not* officially change the employer contribution rates for any other year beyond 2018–19.

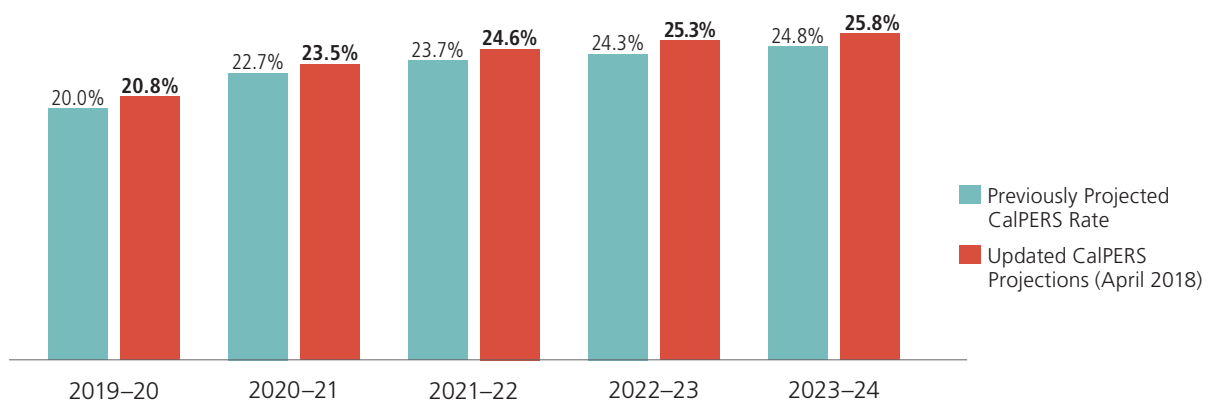
2018–19 CalPERS Employer Contribution Rate

Updated*: **18.06%**

Previously Projected: **17.70%**

The table below shows the **initial projected contribution rates** for CalPERS through 2024, along with **newly projected contribution rates**, which were amended following the CalPERS board action on April 17. CalPERS will release the **final projected rates** in September 2018, in its annual Schools Pool Actuarial Valuation report:

Projected CalPERS Employer Contribution Rates through 2024



Note: Projected contribution rates for **CalSTRS** listed in this report have not yet changed




The scope of CalPERS and CalSTRS increases

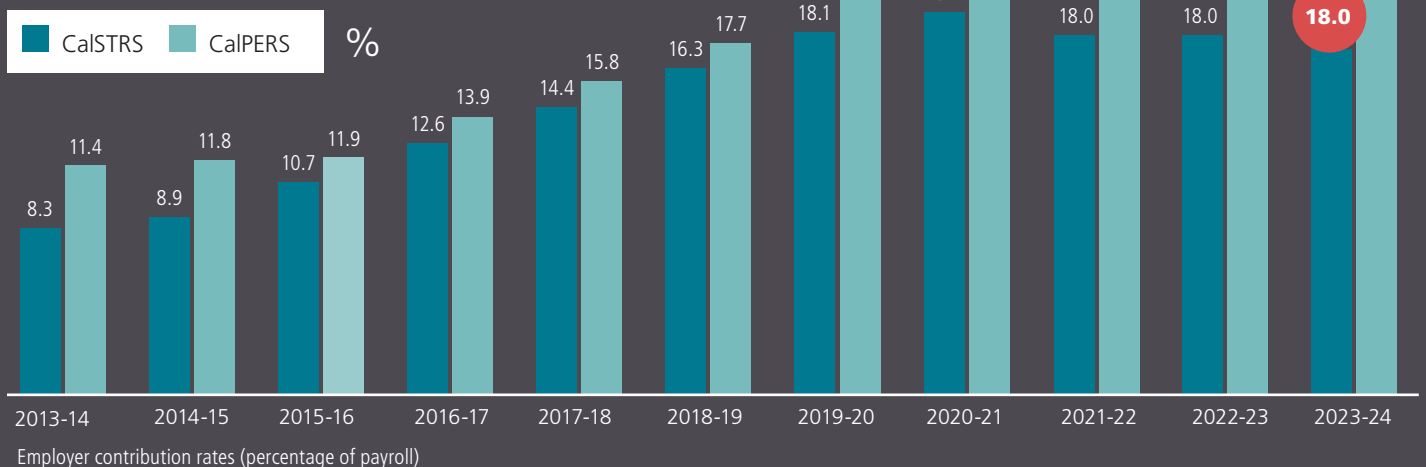
Updated January 2018 to reflect new projections from CalPERS and CalSTRS.

In December 2016, the **CalPERS** board voted to lower the system's expected rate of return on investments (or "discount rate") from 7.5 percent to 7 percent. The board of **CalSTRS** made a similar decision in February 2017. While large increases to employer costs were already expected, these decisions mean that employer contributions to both systems could rise even higher.

Combined PERS/STRS Employer Costs



Total PERS/STRS costs to schools will more than *DOUBLE* over a 10-year period.





The grim effects of rising costs on California's schools

Cuts are happening now, and it's only going to get worse

While many school districts and county offices have been able to avoid program cuts in the current year, most if not all recognize that cuts are coming. Many vital programs are being forced to operate with less, or will be cut altogether.

- California already ranks **41st** nationally in per-pupil funding, \$1,961 per student below the national average.

\$12,252 National Average

\$10,291 California

rank
41st



Source: California Budget & Policy Center through 2015-16

Pensions consuming COLA

Weighted average of pension cost increases in 2017-18

1.87%

Cost-of-living adjustment for K-12 education in 2017-18 budget

1.56%

Weighted average of projected pension cost increases in 2018-19

2.23%

Proposed cost-of-living adjustment for K-12 education in 2018-19*

2.51%

*Initial budget proposal for 2018-19, released 1/10/18

- Staff are first to go.

Due to rising pension contributions, school districts and county offices of education with vacant certificated and classified positions are leaving many of those positions unfilled, and temporary staff are not being brought back. Pay increases for existing staff are being reduced or eliminated, making it harder to recruit and retain quality teachers and staff.

- Staff cuts invariably result in larger class sizes. California already ranks **45th** in pupil-teacher ratios and **48th** in pupil-staff ratio.

Pupils per teacher

22.5 California

15.1 National Avg.

rank
45th



Source: NEA (2015-16)

All staff: students per staff member

11 California

8 National Avg.

rank
48th

Source: NCES (2014-2015)

On the chopping block

Some of the programs, initiatives and positions California's schools have already cut or may soon be forced to cut due to rising costs include:

Academic coaching	International Baccalaureate Program
Administrative staff	LCAP support & technical assistance
After School Education & Safety (ASES)	Leadership development
Athletic coaches	Music teachers
Career Technical Education	Physical Education
Class size reduction	Public safety contracts
Classroom technology	Professional development
Community School programs	Regional Occupational Centers & Programs
Counselors	Science, Technology, Engineering, Math (STEM)
Custodial staff	Special Education aides
Early Head Start	Special Education Transportation
Energy efficiency upgrades	Summer school
Food services	Textbook adoptions (delayed)
Gifted & Talented Education (GATE)	Transportation
Health education & prevention	Tutoring

How California school and county board members say the pension crisis is hurting schools and shortchanging students...



"The district is funding all base program requirements with class sizes averaging 30 to 32... the pension cost impact is not allowing the district to expand MTSS (Multi-Tiered System of Supports) and reduce our class sizes."

"New dollars in the LCFF/LCAP are earmarked first for STRS/PERS increases. This has prevented the implementation of approximately \$1.4 million in new programs for the children in our community."

"All programs in the district are negatively impacted... new dollars received each year are first earmarked to cover increases in pension costs. Since nearly 90 percent of the budget is salaries and benefits, it is important for the district to remain competitive in order to recruit and retain quality teachers."

"As we have started to explore compensation increases with both bargaining units at the table, the district has made it very clear that the amount of funding available to utilize for any proposed salary increase is limited for the foreseeable future because there will be ongoing increases with STRS and PERS contributions — it has been presented that this is not just a one-time problem, but will be an ongoing situation."

The governing board members quoted above represent four different California school districts, collectively serving more than **70,380** students

Outlook for PERS/STRS

In July 2017, both **CalPERS** and **CalSTRS** reported double-digit preliminary net returns on investments for the 2016-17 fiscal year:

CalPERS: **11.2%** | CalSTRS: **13.4%**

These better-than-expected returns are certainly good news for both systems; however, employer contribution rates to **CalPERS** and **CalSTRS** will not change because of one good year.

CSBA contacts regarding pensions and school funding:

Dennis Meyers, Assistant Executive Director
(916) 669-2551 | dmeyers@csba.org

Carlos Machado, Legislative Advocate
(916) 669-2552 | cmachado@csba.org

Troy Flint, Public Information Officer
(916) 669-3246 | tflint@csba.org