



CAMPBELL UNION SCHOOL DISTRICT DATAZONE UPDATE

01-17-2019

INSTRUCTIONAL SERVICES

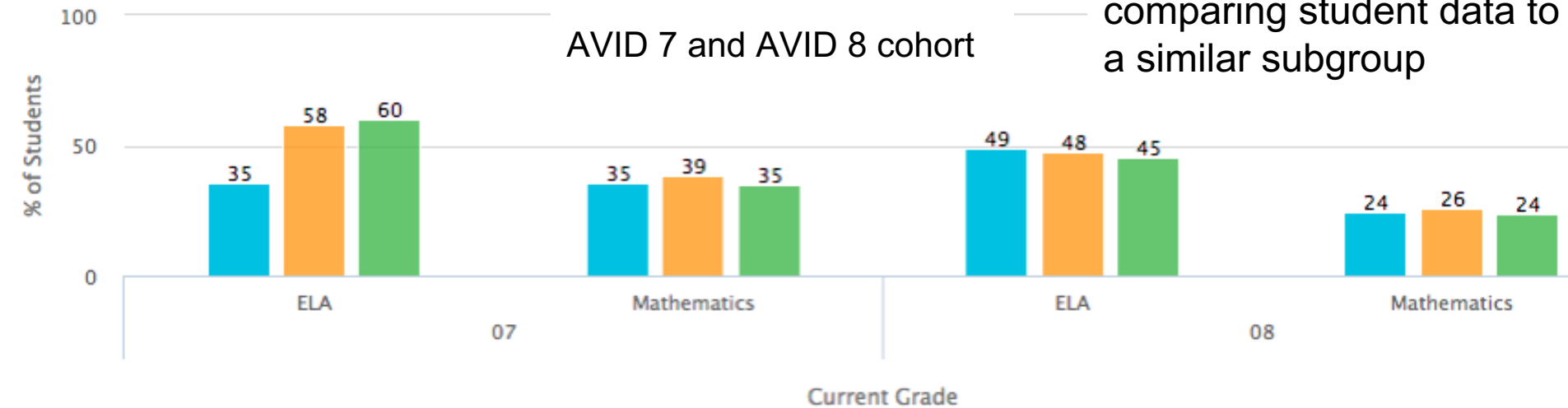
Benefits of Datazone

- Create custom cohorts to monitor progress of interventions
- Early warning metrics for students based on academics or behavior
- Ability to see impact of multiple measures at once (i.e. correlation between attendance and SBAC scores, demographics of ELs, etc.)
- Student master roster compiles all local and state assessment data on one spreadsheet
- Ability to filter data strategically (i.e. I-Ready by subgroups)
- Aligns with LCAP goals 1, 2, and 3
- Local support with Santa Clara County Office of Ed
- Financial savings from not using additional third party data platforms (approximately \$20,000)

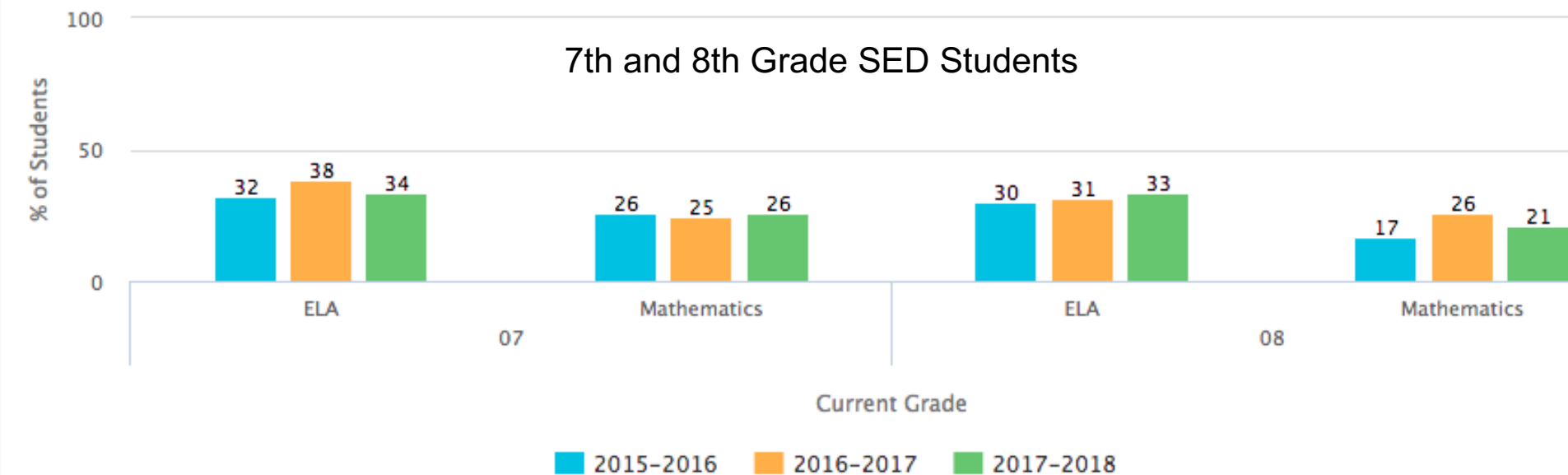
Student Achievement

Cohorts can help us monitor the effectiveness of a program by comparing student data to a similar subgroup

State Assessment (SBA): % Met Standards

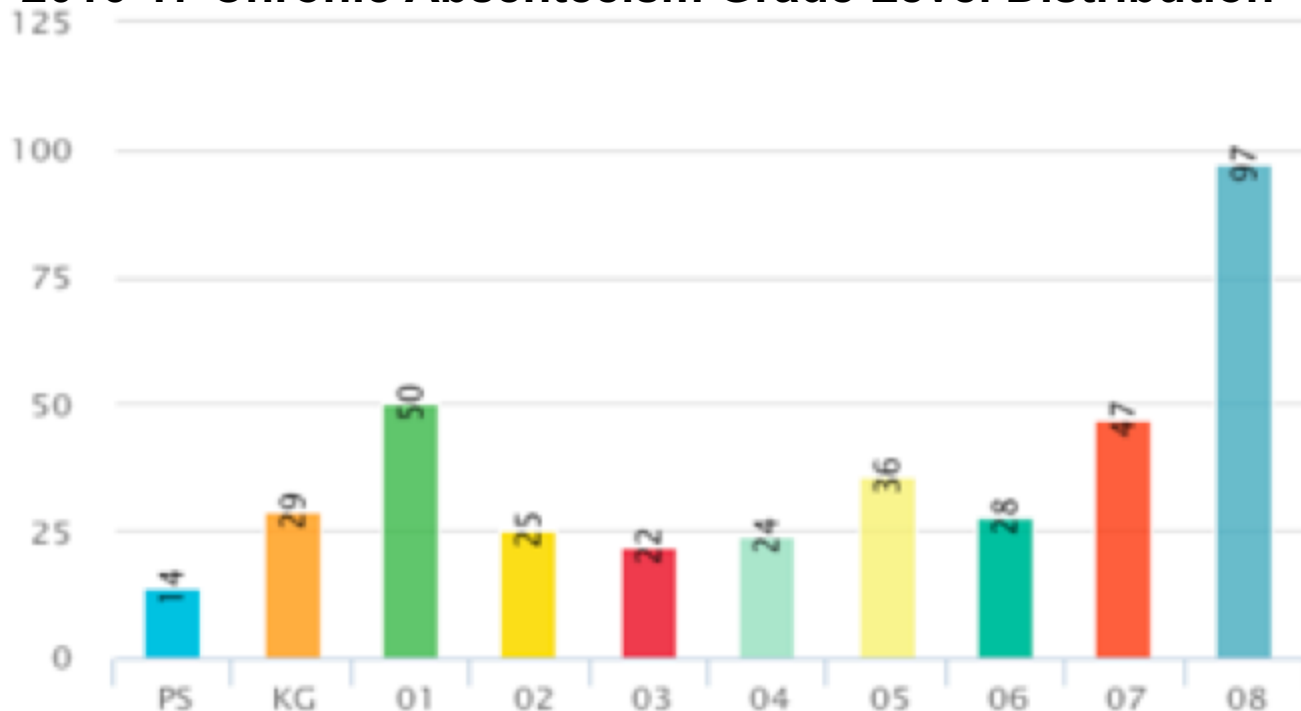


State Assessment (SBA): % Met Standards



Attendance Rates

2016-17 Chronic Absenteeism Grade Level Distribution



372 Students with an average attendance rate of 89.41%.

During the '17-'18 school year, 113 of the 372 students (30.4%) continued to miss 10% or more of school.

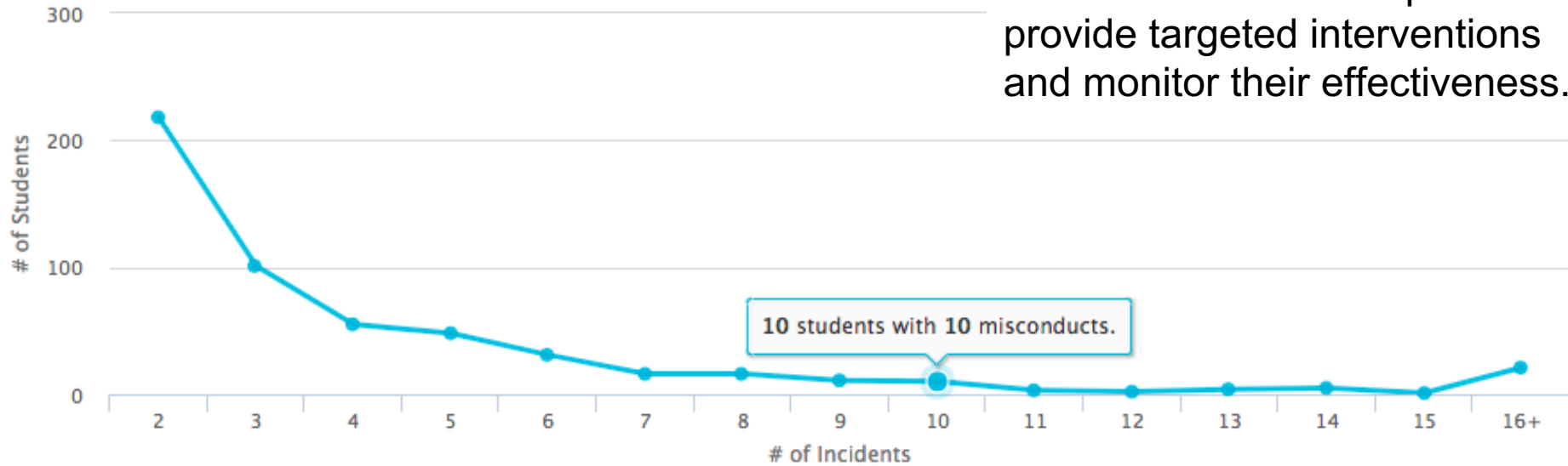
Almost 70% (259 students) improved their attendance and moved out of the chronic status during the '17-'18 school year!

Safe School Climate

All data points in Datazone can be drilled down to the exact student. This data helps us to provide targeted interventions and monitor their effectiveness.

Incidents - Student Repeat Offenders - 2018-2019

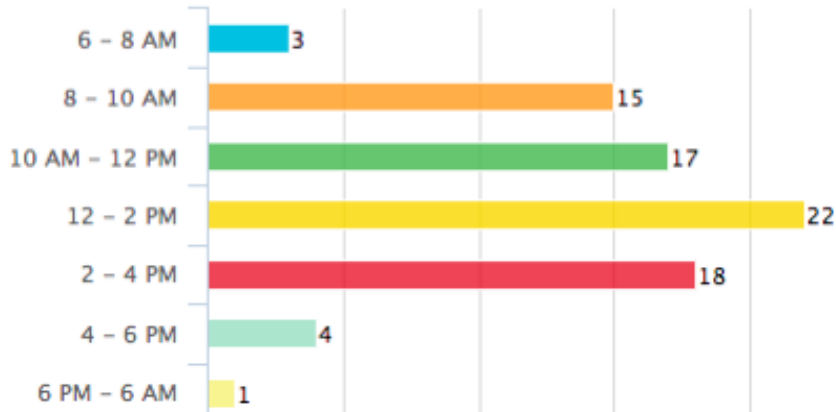
District Level



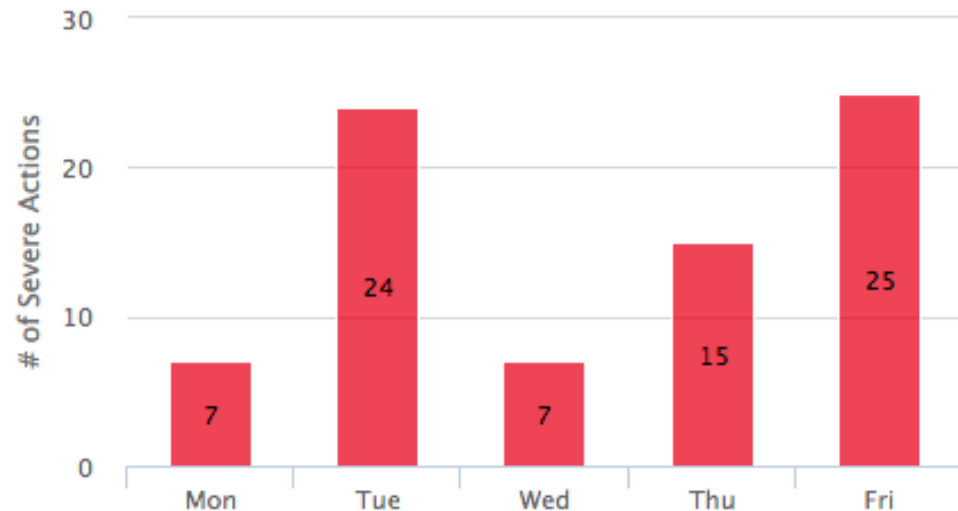
School Level:

Count by Time of Day - 2018-2019

You will only see time of day data if you are entering a time of day for each incident into your student system. Often times, student systems will default to midnight if you are not intentionally entering a time.



Disposition Count by Day of Week - 2018-2019



Access Timeline & Next Steps

❖ Phase 1 (August-January)

- Site admin with refresh access training
- Train ILT (Teacher leaders) during a portion of their ILT release days (i.e. depending on need—working with Blackford’s attendance task force)
- Counselor, psychologists, and case managers’ refresh training during SPED division meeting and Counselor’s meetings
- Work with Reading intervention teachers & TOSAs to support identified cohorts

❖ Phase 2 (January - June)

- Work with site administrators for targeted PD to support PLC work and all teacher access school-wide (*could be earlier as determined*)
- Support all users with the new interface
- Continue to work with County Office support to increase local assessments on Datazone.