



2019 SMUHSD Summer School Update

SMUHSD Board Meeting
September 12, 2019



Purposes of Summer School

- Credit Recovery
- Mitigation of “Summer Learning Loss”
- Support for at-risk Students (remediation and intervention)
- Provide limited access to acceleration in some subject areas (also creates more opportunities for students to take courses of interest)
- Credit catch-up/acceleration for newcomer EL students



What was new this summer?

- Self-paced/Mastery approach in Credit Recovery courses
- One course with CSM - Online Business course
- Extended Days and session for students who did not complete course in initial session

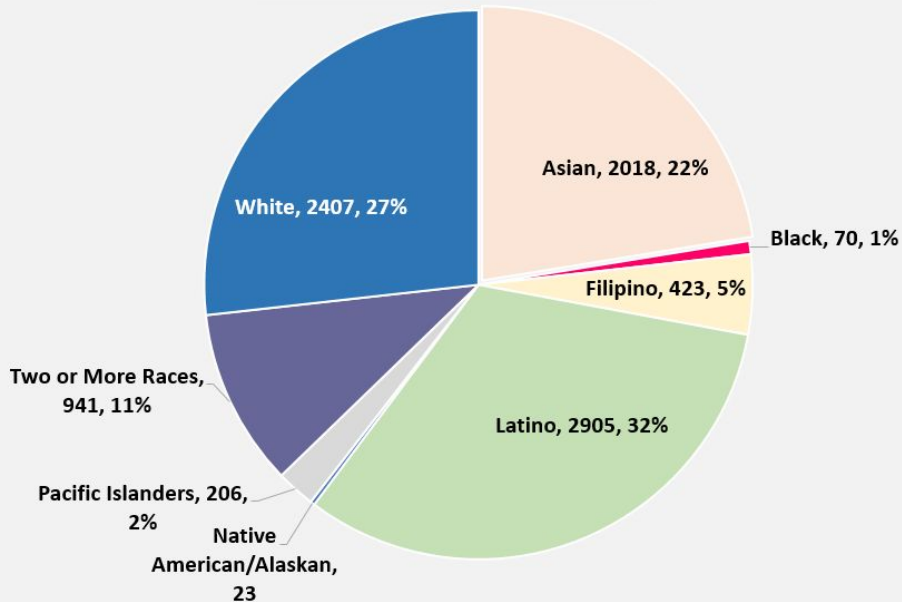


Credit Recovery Summer School Student Demographics - 2018-19 School Year

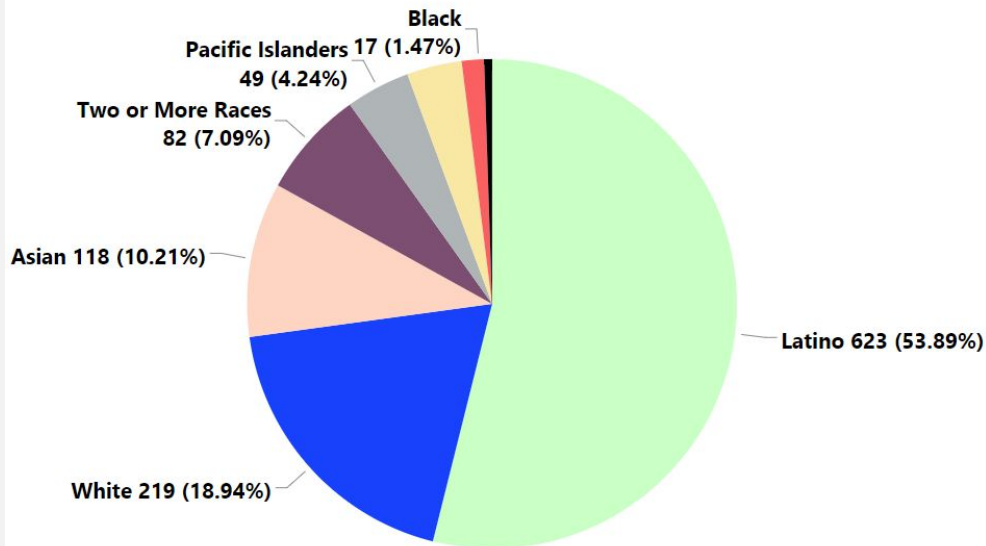
2018-19 School Year Enrollment

(Exclusion - Adult Transition Students, 41 Students)

Student Total = 8993



Summer School 2019 Credit Recovery Cohort



Primary Race/Ethnicity

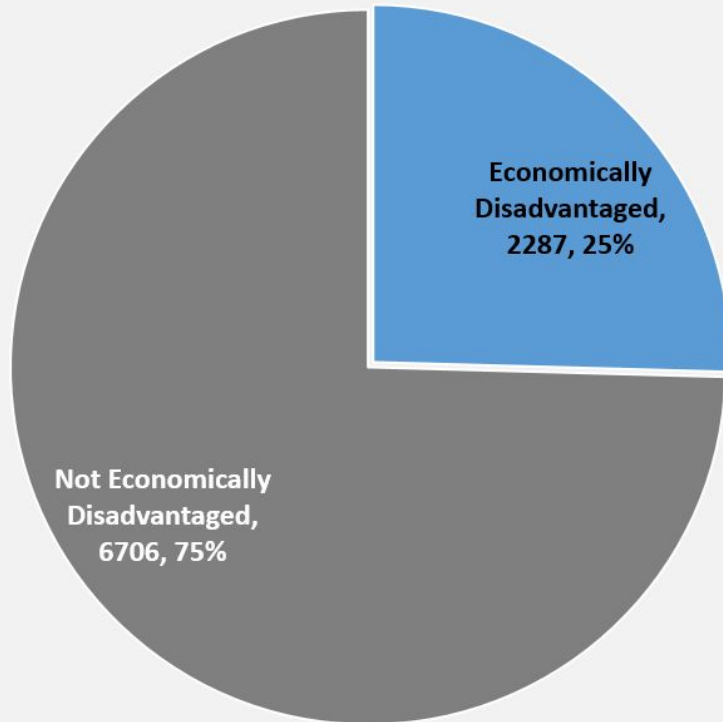
- Latino
- White
- Asian
- Two or More Races
- Pacific Islanders
- Filipino
- Black
- Native American/Alaskan

School Year Enrollment vs. Mainstream Summer School Enrollment 2018-19 Economically Disadvantaged

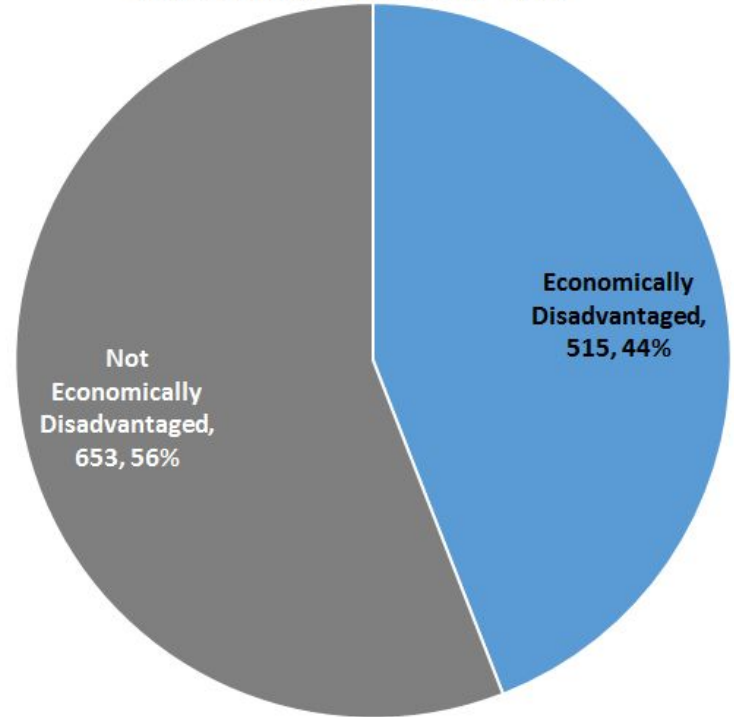
2018-19 School Year Enrollment

(Exclusion - Adult Transition Students, 41 Students.)

Student Total = 8993

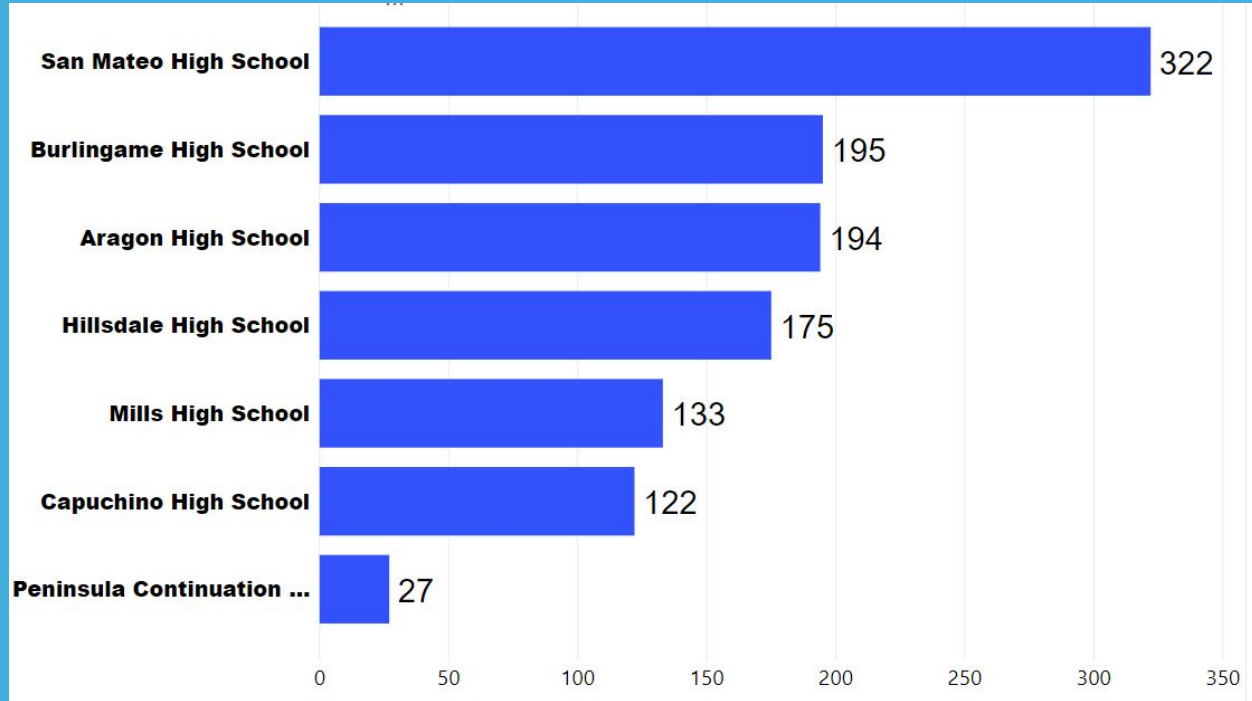


2018-19 Summer School Economically Disadvantaged vs. Mainstream Credit Recovery SS2019 Cohort = 1168



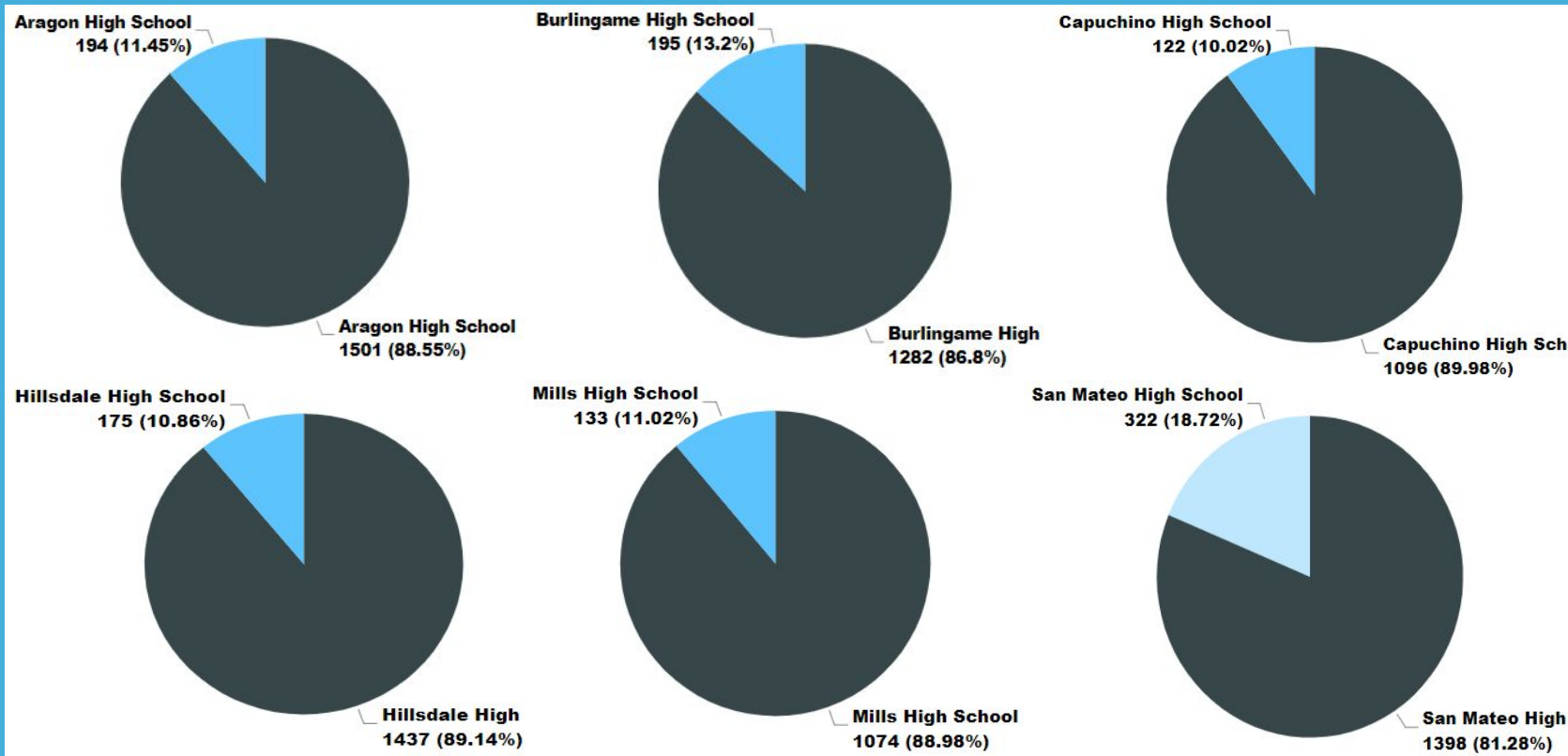
Summer School 2019 Credit Recovery Cohort

1168
District-wide



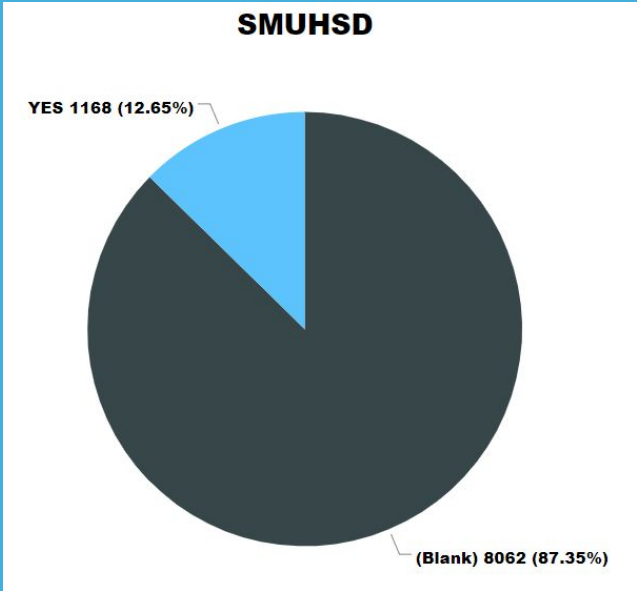
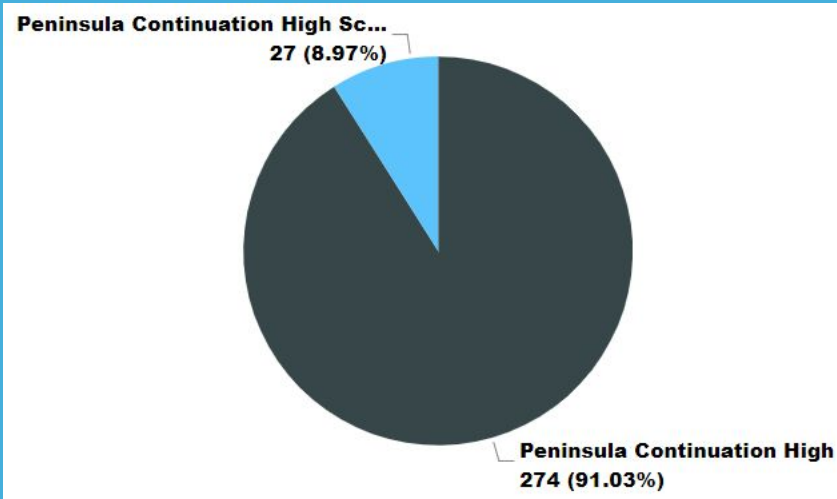
Summer School 2019 Credit Recovery Cohort
vs.
2018-19 School Student Populations - Comprehensive Schools

Went to SS2019 YES = BLUE ● (Blank) ● YES




Summer School 2019 Credit Recovery Cohort
vs.
2018-19 School Student Populations,
Peninsula High School and District

Went to SS2019 YES = BLUE ● (Blank) ● YES



- Exclusions from SS 2019 Data for Credit Recovery:
- Students taking Health, non-credit recovery
 - ELD Summer School
 - Accelerated Geometry
 - Secondary Enrollment
 - Adult Transition Students

Summer School Credits Earned

Rising Juniors	SS 2019 Students who Were Off-Track	SS 2019 Students who Got Back On-Track	
Schools	Summer School 2019 Rising 11th Graders w/ < 110 Credits	Rising 11th Graders w/ 110+ Credits After Summer School 2019	SS2019 Back on Track Success Rate
Aragon High School	37	23	62.2%
Burlingame High School	41	30	73.2%
Capuchino High School	28	16	57.1%
Hillsdale High School	72	56	77.8%
Mills High School	28	24	85.7%
Peninsula Continuation High School	13	4	30.8%
San Mateo High School	58	38	65.5%
SMUHSD	277	191	<u>69.0%</u>

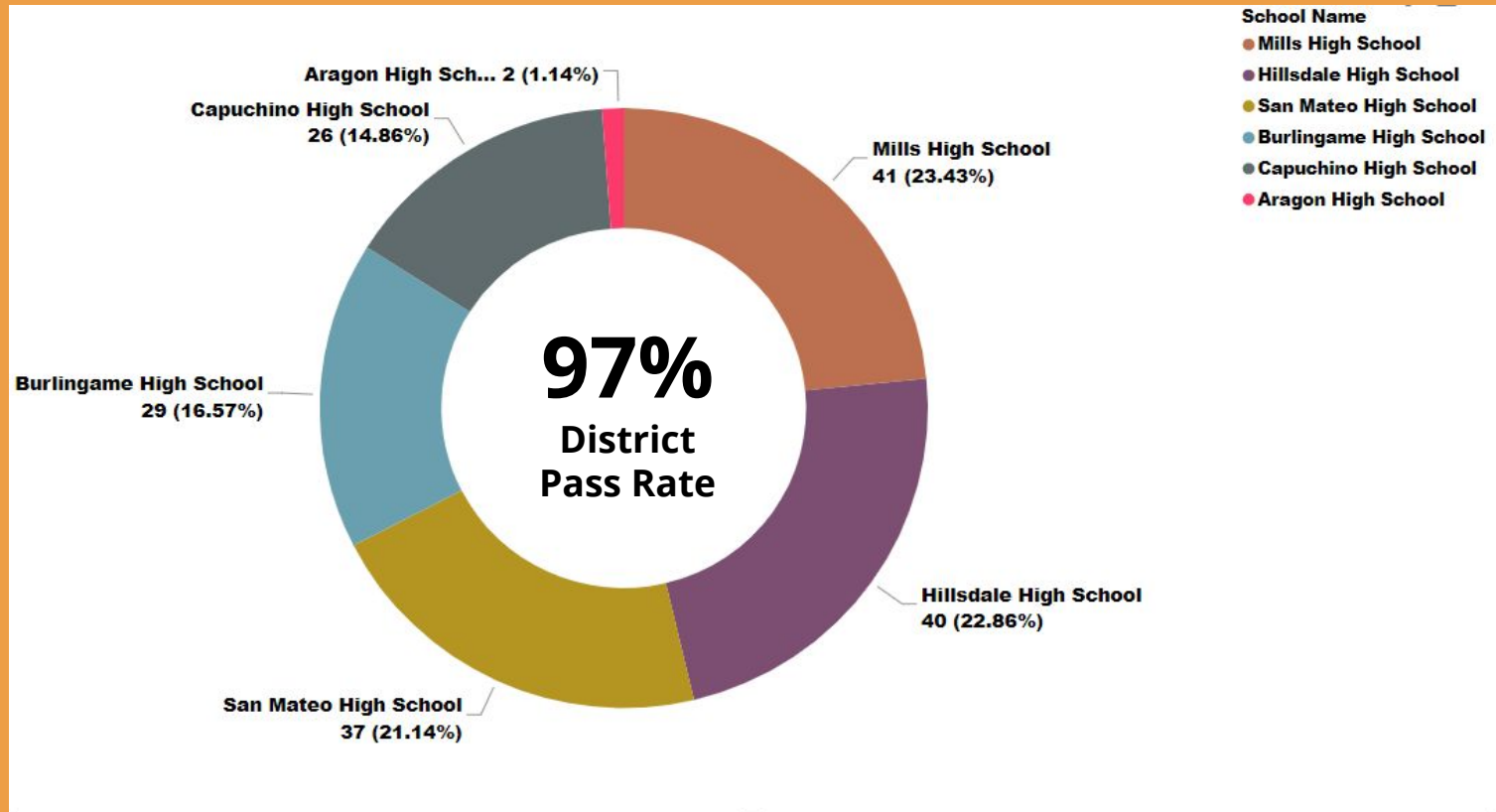


Summer School Credits Earned

Rising Seniors	SS 2019 Students who Were Off-Track	SS 2019 Students who Got Back On-Track	★	
Aragon High School	Summer School 2019 Rising 12th Graders w/ < 170 Credits	Rising 12th Graders w/ 170+ Credits After Summer School 2019	SS2019 Back on Track Success Rate	
Burlingame High School	10	4	40.0%	
Capuchino High School	29	10	34.5%	
Hillsdale High School	24	9	37.5%	
Mills High School	11	4	36.4%	
Peninsula Continuation High School	17	1	5.9%	
San Mateo High School	34	11	32.4%	
No Record, No Show Student for Current Yr	1	1	100.0%	
SMUHSD	139	48	<u>34.5%</u>	



Accelerated Geometry



All but 5 students taking Accelerated Geometry during Summer School 2019 passed the class and earned 10 A-G (UC/CSU eligible) Math credits.



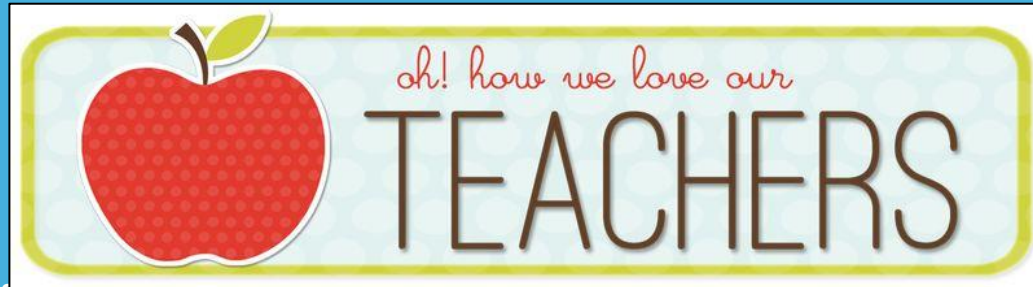
Next Summer

- Collaborative refinement of the Credit Recovery model - *revisiting a more blended model informed by diagnostic assessment of student need*
- More Community College classes
- More Internships (beyond our amazing Biotech program)
- Continued opportunities for enrichment/fun sponsored by the District during the summer
- Continued course offerings for our English Learners to secure content course credits



THANK YOU!!!

- SMHS Administrative Team
- Technology Support Team
- Operations Staff
- Summer School Teaching Faculty



Questions?

