



La Canada Unified School District

# CAASPP 2016 Results

CA Assessment of Student Performance and Progress System

Governing Board Meeting  
September 27, 2016  
Presented by Lindi Dreibelbis,  
Chief Director



CAASPP  
ELA & Math  
Grades 3-8 & 11

Science  
Grades 5, 8, 10

Smarter Balanced  
Assessment Consortium  
(SBAC)

English and Math

Scores will be released later in the fall:  
CA Alternate Assessment  
CA Science Tests

---

# Types of Questions

## **Selected Response**

—  
One or more responses  
for a set of options

## **Non-Traditional Response**

—  
Drag-and-drop  
Editing Text  
Drawing an Object

## **Constructed- Response**

—  
Produce text or  
numerical response in  
order to collect evidence  
about their knowledge or  
understanding

## **Performance Task**

—  
Demonstration of  
critical-thinking and  
problem-solving skills,  
application of knowledge  
to real-world problems

# How to Look at Scores

## **Scale Score**

---

Obtained by converting raw scores onto a common scale to account for differences in difficulty across different forms of a test.

## **Percentage Meeting or Exceeding the Standards**

The percent of students within achievement level 3 and 4 combined on the SBAC ELA or Math.

## English Language Arts/Literacy

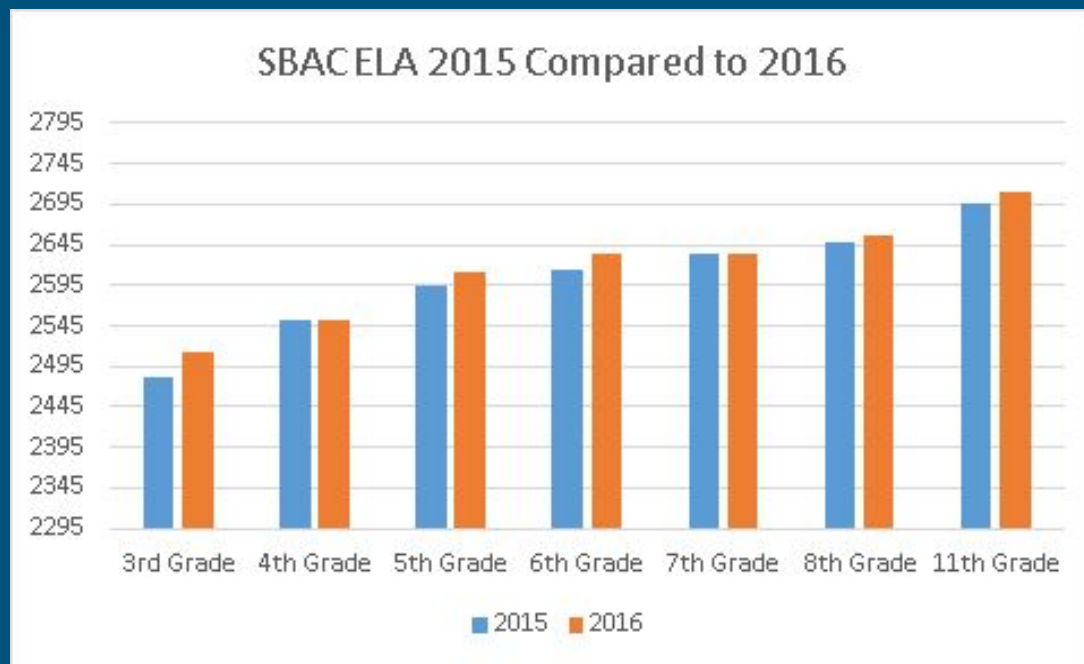
Grade	Minimum Scale Score	Maximum Scale Score	Achievement Level Scale Score Range for Standard Not Met	Achievement Level Scale Score Range for Standard Nearly Met	Achievement Level Scale Score Range for Standard Met	Achievement Level Scale Score Range for Standard Exceeded
3	2114	2623	2114–2366	2367–2431	2432–2489	2490–2623
4	2131	2663	2131–2415	2416–2472	2473–2532	2533–2663
5	2201	2701	2201–2441	2442–2501	2502–2581	2582–2701
6	2210	2724	2210–2456	2457–2530	2531–2617	2618–2724
7	2258	2745	2258–2478	2479–2551	2552–2648	2649–2745
8	2288	2769	2288–2486	2487–2566	2567–2667	2668–2769
11	2299	2795	2299–2492	2493–2582	2583–2681	2682–2795

## Mathematics

Grade	Minimum Scale Score	Maximum Scale Score	Achievement Level Scale Score Range for Standard Not Met	Achievement Level Scale Score Range for Standard Nearly Met	Achievement Level Scale Score Range for Standard Met	Achievement Level Scale Score Range for Standard Exceeded
3	2189	2621	2189–2380	2381–2435	2436–2500	2501–2621
4	2204	2659	2204–2410	2411–2484	2485–2548	2549–2659
5	2219	2700	2219–2454	2455–2527	2528–2578	2579–2700
6	2235	2748	2235–2472	2473–2551	2552–2609	2610–2748
7	2250	2778	2250–2483	2484–2566	2567–2634	2635–2778
8	2265	2802	2265–2503	2504–2585	2586–2652	2653–2802
11	2280	2862	2280–2542	2543–2627	2628–2717	2718–2862

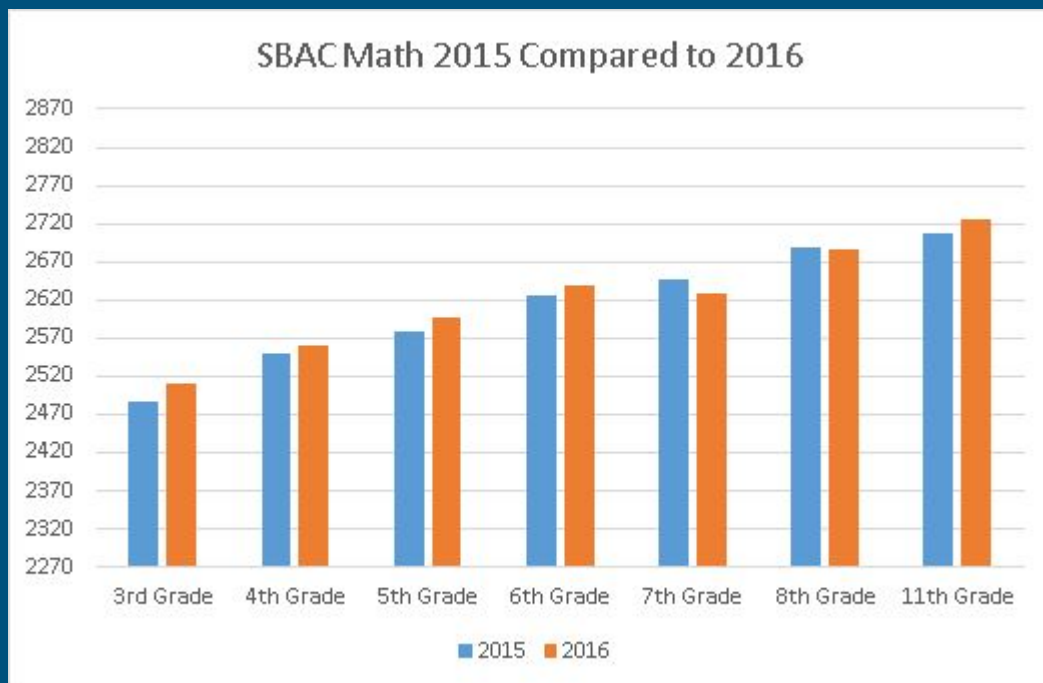
# English Language Arts/Literacy

La Cañada Unified School District								ALL %
	3rd Grade	4th Grade	5th Grade	6th Grade	7th Grade	8th Grade	11th Grade	Exceeded or Met
2015	2481.2	2551.5	2595	2614.3	2634.4	2646.7	2696.6	85%
2016	2511.2	2553.1	2610.8	2633	2633.6	2655.7	2709.2	88%



# Mathematics

La Cañada Unified School District	3rd Grade	4th Grade	5th Grade	6th Grade	7th Grade	8th Grade	11th Grade	ALL%
								Exceeded or Met
2015	2487	2550.6	2579.3	2626.1	2645.6	2687.6	2706.2	82%
2016	2509.7	2559.5	2597.2	2639.1	2629	2687	2724.7	84%





# Achievement Levels



## Exceeded

Demonstrates advanced progress toward mastery of the knowledge and skills in English...



## Met

Demonstrates the knowledge and skills in English...



## Nearly Met

May require further development to demonstrate the knowledge and skills in English...



## Not Met

Needs substantial improvement to demonstrate the knowledge and skills in English...

# SBAC Summative Percentage Meeting or Exceeding Standards

ENGLISH LANGUAGE ARTS	<u>2015</u>	<u>2016</u>
Grade 3	74	86
Grade 4	86	86
Grade 5	87	94
Grade 6	88	90
Grade 7	87	84
Grade 8	86	87
Grade 11	89	92
All	85	88

MATH	<u>2015</u>	<u>2016</u>
Grade 3	76	90
Grade 4	81	85
Grade 5	79	80
Grade 6	83	86
Grade 7	85	78
Grade 8	88	87
Grade 11	78	83
All	84	84

# Achievement Areas

## ELA

---

Reading

Writing

Listening

Research/Inquiry

## Math

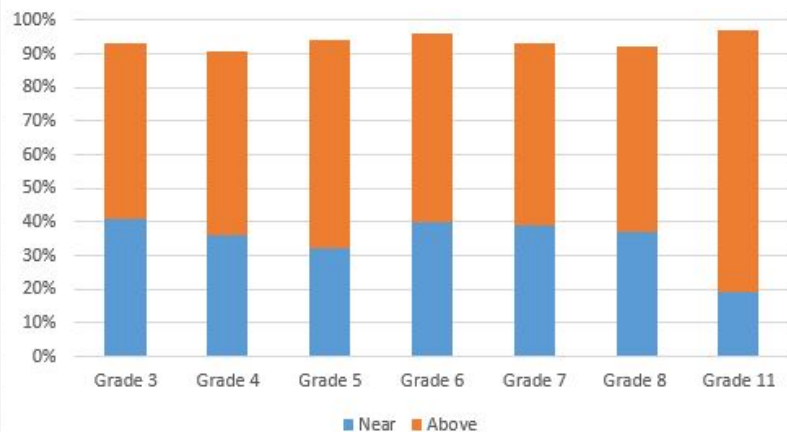
---

Concepts & Procedures

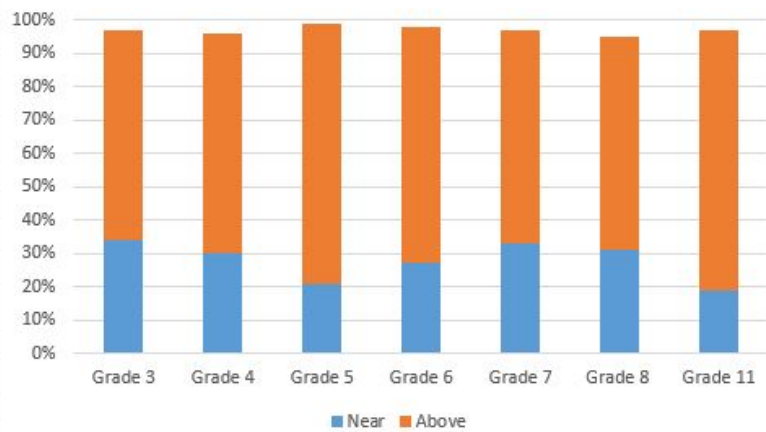
Problem Solving and Modeling  
& Data Analysis

Communicating Reasoning

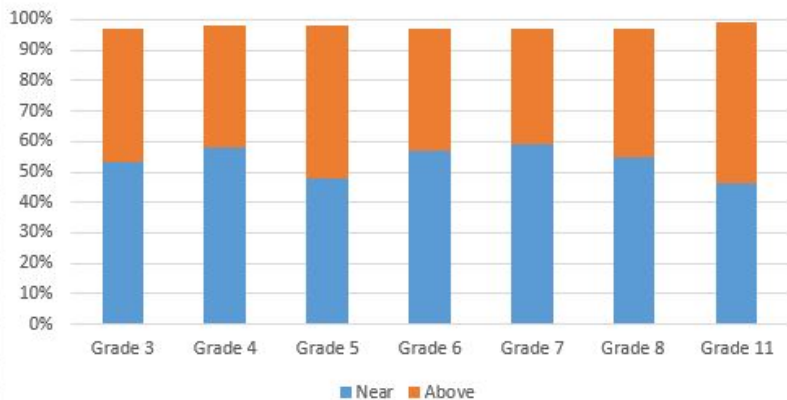
## READING



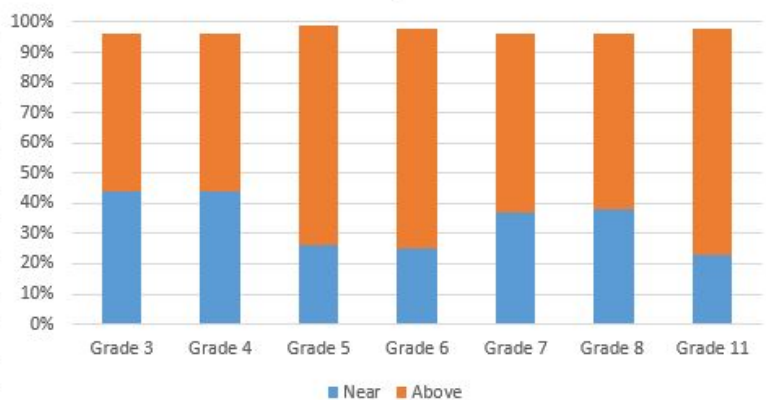
## WRITING



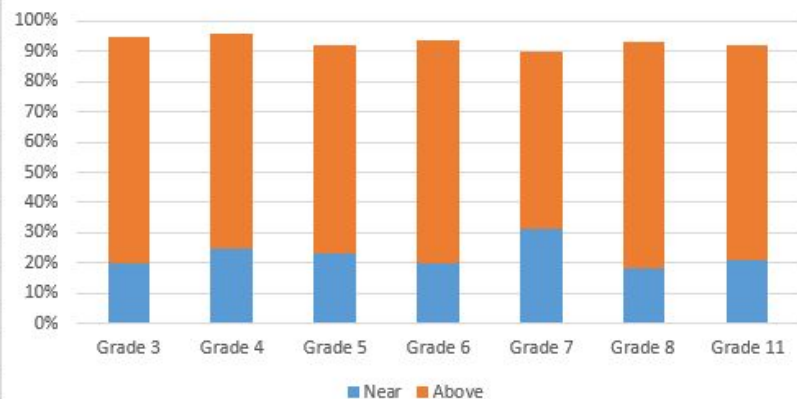
## LISTENING



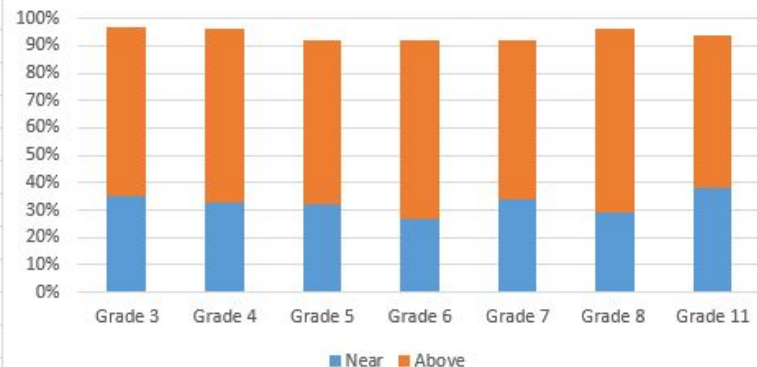
## RESEARCH/INQUIRY



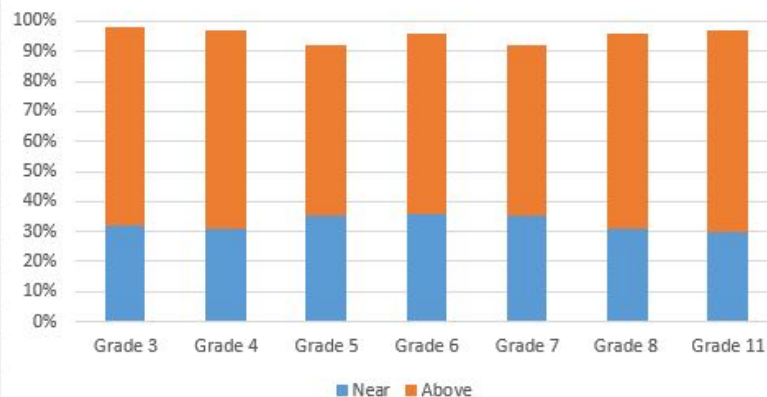
### CONCEPTS & PROCEDURES



### PROBLEM SOLVING and MODELING & DATA ANALYSIS



### COMMUNICATING REASONING



								ALL Exceeded or Met
<b>Mathematics</b>	3rd Grade	4th Grade	5th Grade	6th Grade	7th Grade	8th Grade	11th Grade	
<b>State of CA</b>	<b>2425</b>	<b>2460</b>	<b>2485</b>	<b>2509</b>	<b>2525</b>	<b>2541</b>	<b>2568</b>	<b>NA</b>
<b>La Cañada</b>	<b>2510</b>	<b>2559</b>	<b>2597</b>	<b>2639</b>	<b>2629</b>	<b>2687</b>	<b>2725</b>	<b>84%</b>
<b>Arcadia</b>	<b>2490</b>	<b>2542</b>	<b>2573</b>	<b>2614</b>	<b>2644</b>	<b>2661</b>	<b>2688</b>	<b>77%</b>
<b>Beverly Hills</b>	<b>2486</b>	<b>2510</b>	<b>2548</b>	<b>2557</b>	<b>2591</b>	<b>2642</b>	<b>2659</b>	<b>64%</b>
<b>Carmel (Monterey)</b>	<b>2485</b>	<b>2516</b>	<b>2563</b>	<b>2602</b>	<b>2618</b>	<b>2633</b>	<b>2666</b>	<b>72%</b>
<b>Irvine (Orange)</b>	<b>2488</b>	<b>2537</b>	<b>2565</b>	<b>2610</b>	<b>2637</b>	<b>2669</b>	<b>2687</b>	<b>75%</b>
<b>Las Virgenes</b>	<b>2469</b>	<b>2515</b>	<b>2545</b>	<b>2560</b>	<b>2584</b>	<b>2599</b>	<b>2612</b>	<b>59%</b>
<b>Manhattan Beach</b>	<b>2504</b>	<b>2538</b>	<b>2565</b>	<b>2595</b>	<b>2603</b>	<b>2607</b>	<b>2654</b>	<b>73%</b>
<b>Oak Park (Ventura)</b>	<b>2493</b>	<b>2541</b>	<b>2570</b>	<b>2591</b>	<b>2608</b>	<b>2625</b>	<b>2649</b>	<b>73%</b>
<b>Palo Alto (Santa Clara)</b>	<b>2503</b>	<b>2558</b>	<b>2598</b>	<b>2631</b>	<b>2649</b>	<b>2690</b>	<b>2749</b>	<b>84%</b>
<b>Palos Verdes Peninsula</b>	<b>2503</b>	<b>2538</b>	<b>2566</b>	<b>2606</b>	<b>2623</b>	<b>2642</b>	<b>2657</b>	<b>74%</b>
<b>Piedmont City (Alameda)</b>	<b>2526</b>	<b>2563</b>	<b>2595</b>	<b>2630</b>	<b>2658</b>	<b>2656</b>	<b>2700</b>	<b>87%</b>
<b>Pleasanton (Alameda)</b>	<b>2499</b>	<b>2533</b>	<b>2580</b>	<b>2611</b>	<b>2633</b>	<b>2653</b>	<b>2689</b>	<b>76%</b>
<b>San Marino</b>	<b>2530</b>	<b>2576</b>	<b>2605</b>	<b>2632</b>	<b>2652</b>	<b>2672</b>	<b>2710</b>	<b>90%</b>
<b>San Ramon Valley (Contra Costa)</b>	<b>2497</b>	<b>2536</b>	<b>2570</b>	<b>2610</b>	<b>2625</b>	<b>2651</b>	<b>2695</b>	<b>76%</b>
<b>South Pasadena</b>	<b>2498</b>	<b>2542</b>	<b>2592</b>	<b>2630</b>	<b>2627</b>	<b>2673</b>	<b>2680</b>	<b>78%</b>
<b>Temple City</b>	<b>2466</b>	<b>2502</b>	<b>2541</b>	<b>2588</b>	<b>2607</b>	<b>2621</b>	<b>2659</b>	<b>64%</b>
<b>Walnut Valley</b>	<b>2491</b>	<b>2528</b>	<b>2569</b>	<b>2597</b>	<b>2622</b>	<b>2633</b>	<b>2678</b>	<b>71%</b>

First

Second

Third



<u>English Language Arts/ Literacy</u>	3rd Grade	4th Grade	5th Grade	6th Grade	7th Grade	8th Grade	11th Grade	ALL Exceeded or Met
State of CA	2414	2454	2496	2519	2542	2560	2600	NA
<i>La Cañada</i>	2511	2553	2611	2633	2634	2656	2709	88%
Arcadia	2470	2527	2572	2599	2620	2629	2653	77%
Beverly Hills	2466	2517	2554	2569	2604	2632	2685	77%
Carmel (Monterey)	2490	2532	2577	2615	2631	2641	2699	82%
Irvine (Orange)	2483	2532	2570	2596	2624	2637	2664	79%
Las Virgenes	2469	2513	2552	2567	2596	2605	2626	71%
Manhattan Beach	2509	2555	2584	2598	2620	2623	2645	82%
Oak Park (Ventura)	2485	2540	2579	2579	2616	2622	2632	79%
Palo Alto (Santa Clara)	2488	2545	2593	2612	2635	2646	2714	83%
Palos Verdes Peninsula	2513	2540	2585	2592	2610	2619	2644	80%
Piedmont City (Alameda)	2497	2551	2574	2611	2636	2645	2705	87%
Pleasanton (Alameda)	2490	2531	2575	2600	2629	2632	2697	81%
San Marino	2538	2580	2609	2622	2652	2654	2666	90%
San Ramon Valley (Contra Costa)	2485	2535	2575	2605	2626	2636	2690	82%
South Pasadena	2493	2540	2588	2608	2621	2640	2664	81%
Temple City	2456	2508	2543	2565	2596	2617	2649	70%
Walnut Valley	2482	2516	2560	2579	2612	2625	2652	75%

First

Second

Third

Questions?